

REFERENCES

- Alexander, M. (1980). Biodegradation of chemicals of environmental concern. *Science* 221:132-138.
- Alexander, M. (1994). Cometabolism. In: **Biodegradation and bioremediation**. pp. 177-195. New York: Academic Press.
- Amagai, T., Takaharashi, Y., Matsushita, H., Morknøy, D., Sukasem, P., and Tabucanon, M. (1999). A survey on polycyclic aromatic hydrocarbon concentrations in soil in Chiang-Mai, Thailand. *Environ. International* 25:563-572.
- Aoki, H., Kimura, T., Habe, H., Yamane, H., Kodama, T., and Omori, T. (1996). Cloning, nucleotide sequence and characterization of the genes encoding enzymes involved in the degradation of cumene to 2-hydroxy-6-oxo-7-methylocta-2,4-dienoic acid in *Pseudomonas fluorescens* IPTG. *J. Ferment. and Bioeng.* 81:187-196.
- Ausubel, F.M., Brent, R.E., Kingston, R.E., Moore, D.D., Seidman, J.G., Smith, J.A., and Struhl, K. (1999). **Current protocol in molecular biology**. New York: Greene Publishing Associates, Inc. and John Wiley and Sons, Inc.
- Barnsley, E.A. (1975). The bacterial degradation of fluoranthene and benzo(a)pyrene. *Can. J. Microbiol.* 21:1004-1008.
- Baker, K.H. and Herson, D.S. (1994) Microbiology and biodegradation. In: **Bioremediation**. pp.9-60. New York: McGraw-Hill, Inc.
- Beckles, D.M., Ward, C.H., and Hughes, J.B. (1998). Effect of mixtures of polycyclic aromatic hydrocarbons and sediments on fluoranthene biodegradation patterns. *Environ. Toxicol. Chem.* 17:1246-1251.
- Bewley, R.J.F., Ellis, B., and Rees, J.F. (1990). Development of a microbiology clean up of contaminated soil. *Land Degradation and Rehabilitation* 2:1-11.
- Blackburn, J.W. and Hafker, W.R. (1993). The impact of biochemistry, bioavailability and bioactivity on the selection of bioremediation techniques. *TIBTECH* 11:328-333.

- Boldrin, B., Tiehm, A., and Fritzsche, C. (1993). Degradation of phenanthrene, fluorene, fluoranthene, and pyrene by a *Mycobacterium* sp. *Appl. Environ. Microbiol.* 59:1927-1930.
- Born, S.L., A.S. Fix, D. Caudill, and L.D. Lehmann-McKeeman (1998). Selective clara cell injury in mouse lung following acute administration of coumarin. *Toxicol. Appl. Pharmacol.* 151:45-56.
- Bosch, R., Garcia-Valdes, E., and Moore, E.R.B. (1999). Genetic characterization and evolutionary implications of a chromosomally encoded naphthalene-degradation upper pathway from *Pseudomonas stutzeri* AN10. *Gene* 236:149-157.
- Bouchez, M., Blanchet, D., and Vandecasteele, J.-P. (1995). An interfacial uptake mechanism for the degradation of pyrene by a *Rhodococcus* strain. *Microbiology* 143:1087-1093.
- Butler, C.S. and Mason, J.R. (1997). Structure-function analysis of the bacterial aromatic ring-hydroxylating dioxygenase. *Adv. Microb. Physiol.* 38:47-84.
- Cane, P.A. and Williams, P.A. (1986). A restriction map of naphthalene catabolic plasmid pWW60-1 and the location of some of its catabolic genes. *J. Gen. Microbiol.* 132:2919-2929.
- Cemiglia, C.E. (1992). Biodegradation of polycyclic aromatic hydrocarbons. *Biodegradation* 3:351-368.
- Davies, J.L. and Evans, W.C. (1964). Oxidative metabolism of naphthalene by soil *Pseudomonads*. The ring-fission mechanism. *Biochem. J.* 91:251-261.
- Dean-Ross, D. and Cemiglia, C.E. (1996). Degradation of pyrene by *Mycobacterium flavescens*. *Appl. Microbiol. Biotechnol.* 46:307-312.
- Denome, S.A., Stanley, D.C., Olson, E.S., and Young, K.D. (1993). Metabolism of dibenzothiophene and naphthalene in *Pseudomonas* strain: complete DNA sequence of an upper naphthalene catabolic pathway. *J. Bacteriol.* 175:6890-6901.
- Dunn, N.W. and Gunsalus, I.C. (1973). Transmissible plasmid coding early enzymes of naphthalene oxidation in *Pseudomonas putida*. *J. Bacteriol.* 114:974-979.

- Eaton, R.W. and Chapman, P.J. (1992). Bacterial metabolism of naphthalene: construction and use of recombinant bacteria to study ring cleavage of 1,2-dihydroxynaphthalene and subsequent reactions. *J. Bacteriol.* 174:7542-7554.
- Ellis, B., Harold, P., and Kronberg, H. (1991). Bioremediation of a creosote contaminated site. *Env. Sci. Technol.* 12:447-459.
- Eltis, I.D. and Bolin, J.T. (1996). Evolutionary relationships among extradiol dioxygenases. *J. Bacteriol.* 178:5930-5937.
- Ensley, B.D. and Gibson, D.T. (1983). Oxidation of naphthalene by a multicomponent enzyme system from *Pseudomonas* sp. strain NCIB 9816. *J. Bacteriol.* 155:505-511.
- Ensley, B.D., Ratzkin, B.J., Osslund, T.D., Simon, M.J., Wackett, L.P., and Gibson, D.T. (1983). Expression of naphthalene oxidation genes in *Escherichia coli* results in the bioynthesis of Indigo. *Science* 222:167-169.
- Erikson, B.N. and Monello, F.J. (1992). Nucleotide sequencing and transcriptional mapping of genes encoding biphenyl dioxygenase, a multicomponent PCB-degrading enzyme in *Pseudomonas* strain LB 400. *J. Bacteriol.* 174:2903-2912.
- Evans, W.C., Fernley, H.N., and Griffiths, E. (1965). Oxidative metabolism of phenanthrene and anthracene by soil *Pseudomonads*. *Biochem. J.* 95:819-831.
- Foght, J.M. and Westlake, D.W.S. (1996). Transposon and spontaneous deletion mutants of plasmid-borne genes encoding polycyclic aromatic hydrocarbon degradation by a strain of *Pseudomonas fluorescens*. *Biodegradation* 7:353-366.
- Fowler, M.R., Gartland, K.M.A., Hooley, P., Leach, C.K. and Muijs G.T. (1993). *Techniques for engineering genes*. pp 108-111. Oxford: Butterworth-Heinemann.
- Ghosh, D.K. and Mishra, A.K. (1983). Oxidation of phenanthrene by a strain of *Micrococcus*: evidence of protocatechuate pathway. *Current Microbiology* 9:219-224.
- Goyal, A.K. and Zylstra, G.J. (1996). Molecular cloning of novel genes for polycyclic aromatic hydrocarbon degradation from *Comamonas testosteroni* GZ39. *Appl. Environ. Microbiol.* 62:230-236.

- Grifoll, M., Selifonov, S.A., Gattin, C.V., and Chapman, P.J. (1995). Actions of a versatile fluorene-degradation bacterial isolate on polycyclic aromatic hydrocarbons. *Appl. Environ. Microbiol.* 61:3711-3723.
- Grosser, R.J., Warshaeky, D., and Vestal, J.R. (1991). Indigenous and enhanced mineralization of pyrene, benzo(a)pyrene and carbazole in soil. *Appl. Environ. Microbiol.* 57:3462-3469.
- Guerin, W.F. and Jones, G.E. (1988). Mineralization of phenanthrene by a *Mycobacterium* sp. *Appl. Environ. Microbiol.* 54:937-944.
- Haigler, B.E. and Gibson, D.T. (1990a). Purification and properties of NADH ferredoxin NAP reductase, a component of naphthalene dioxygenase from *Pseudomonas* sp. strain NCIB 9816. *J. Bacteriol.* 172:457-464.
- Haigler, B.E. and Gibson, D.T. (1990b). Purification and properties of ferredoxin NAP, a component of naphthalene dioxygenase from *Pseudomonas* sp. strain NCIB 9816. *J. Bacteriol.* 172:465-468.
- Hamann, C., Hegeman, J., and Hildebrandt, A. (1999). Detection of polycyclic aromatic hydrocarbon degradation genes in different soil bacteria by polymerase chain reaction and DNA hybridization. *FEMS Microbiol. Letters* 173:255-263.
- Hanahan, D. (1983). Studies on transformation of *Escherichia coli* with plasmids. *J. Mol. Biol.* 166:557-580.
- Hedlund, B.P., Geiselbrecht, A.D., Bair, T.J., and Staley, J.T. (1999). Polycyclic aromatic hydrocarbon degradation by a new marine bacterium, *Neptunomonas naphthovorans* gen. nov., sp. nov. *Appl. Environ. Microbiol.* 65:251-259.
- Heitkamp, M.A. and Cerniglia, C.E. (1989). Polycyclic aromatic hydrocarbon degradation by a *Mycobacterium* sp. in microcosms containing sediment and water from a pristine ecosystem. *Appl. Environ. Microbiol.* 55:1968-1973.
- Heitkamp, M.A., Franklin, W., and Cerniglia, C.E. (1988a). Microbial metabolism of polycyclic aromatic hydrocarbons: isolation and characterization of pyrene-degrading bacterium. *Appl. Environ. Microbiol.* 54:2549-2555.

- Heitkamp, M.A., Freeman, J.P., Miller, D.W., and Cerniglia, C.E. (1988b). Pyrene degradation by a *Mycobacterium* sp.: identification of ring oxidation and ring fission products. *Appl. Environ. Microbiol.* 54:2556-2565.
- Horvath, R.S. (1972). Microbial co-metabolism and the degradation of organic compounds in nature. *Bacteriol. Rev.* 36:146-155.
- Iwabuchi, T. and Harayama, S. (1997). Biochemical and genetic characterization of 2-carboxybenzaldehyde dehydrogenase, an enzyme involved in phenanthrene degradation by *Nocardiooides* sp. strain KP7. *J. Bacteriol.* 179:6488-6494.
- Iwabuchi, T. and Harayama, S. (1998). Biochemical and genetic characterization of trans-2-carboxybenzalpyruvate hydratase-aldolase from a phenanthrene-degrading *Nocardiooides* strain. *J. Bacteriol.* 180:945-949.
- Iwabuchi, T. and Harayama, S. (1998). Biochemical and molecular characterization of 1-hydroxy-2-naphthoate dioxygenase from *Nocardiooides* sp. KP7. *J. Biol. Chem.* 273:8332-8336.
- Jerina, D.M., Selander, H., Yagi, H., Wells, M.C., Davey, J.F., Mahadevan, V., and Gibson, D.T. (1976). Dihydrodiols from anthracene and phenanthrene. *J. Am. Chem. Soc.* 98:5988-5996.
- Juhasz, A.L., Britz, M.I., and Stanley, G.A. (1997). Degradation of fluoranthene, pyrene, benz[a]anthracene and dibenz[a,h]anthracene by *Burkholderia cepacia*. *J. Appl. Microbiol.* 83:189-198.
- Kästner, M., Breuer-Jammali, M., and Mahro, B. (1994). Enumeration and characterization of the soil microflora from hydrocarbon-contaminated soil sites able to mineralize polycyclic aromatic hydrocarbons. *Appl. Microbiol. Biotechnol.* 41:267-273.
- Kelley, I., Freeman, J.P., and Cerniglia, C.E. (1990). Identification of metabolites from degradation of naphthalene by *Mycobacterium* sp. *Biodegradation* 1:283-290.
- Kelley, I., Freeman, J.P., Evans, F.E., and Cerniglia, C.E. (1991). Identification of carboxylic acid metabolite from the catabolism of fluoranthene by *Mycobacterium* sp. *Appl. Environ. Microbiol.* 57:636-641.

- Kelley, I., Freeman, J.P., Evans, F.E., and Cemiglia, C.E. (1993). Identification of metabolites from the degradation of fluoranthene by *Mycobacterium* sp. strain PYR-1. *Appl. Environ. Microbiol.* 59:800-806.
- Kikuchi, Y., Yasukochi Y., Nagata, Y., Fukuda, M., and Takagi, M. (1994). Analysis of the meta-cleavage pathway involved in biphenyl and polychlorinated biphenyl degradation in *Pseudomonas* sp. strain KKS102. *J. Bacteriol.* 176:4269-4276.
- Kimura, T., Zhang, Y., Kodama, T., and Otori, T. (1996). Isolation and characterization of Tn 5-induced mutants deficient in carbazole catabolism. *FEMS Microbiol. Lett.* 135:65-70.
- Kiyohara, H. and Nagao, K. (1978). The catabolism of phenanthrene and naphthalene by bacteria. *J. Gen. Microbiol.* 105:69-75.
- Kiyohara, H., Nagao, K., Kouno, K., and Yano, K. (1982). Phenanthrene-degrading phenotype of *Alcaligenes feacalis* AFK2. *Appl. Environ. Microbiol.* 43:458-461.
- Kiyohara, H., Nagao, K., and Nomi, R. (1976). Degradation of phenanthrene through o-phthalate by an *Aeromonas* sp. *Agr. Biol. Chem.* 40:1075-1082.
- Kiyohara, H., Takizawa, N., Date, H., Torigoe, S., and Yano, K. (1990). Characterization of phenanthrene degradation plasmid from *Alcaligenes feacalis* AFK2. *J. Ferment. Bioeng.* 69:54-56.
- Kiyohara, H., Torigoe, S., Kaida, N., Asaki, T., Lida, T., Hayashi, H., and Takizawa, N. (1994). Cloning and characterization of a chromosomal gene cluster *pah* that encodes the upper pathway for phenanthrene and naphthalene utilization by *Pseudomonas putida* OUS82. *J. Bacteriol.* 176:2439-2443.
- Kurkela, S., Lehvaslaiho, H., Tapio, P.E., and Teeri, T.H. (1988). Cloning nucleotide sequence and characterization of genes encoding naphthalene dioxygenase of *Pseudomonas putida* NCIB9816. *Gene* 73:355-363.
- Kusk, K.O. (1981). Comparison of the effects of aromatic hydrocarbons on a laboratory alga and natural phytoplankton. *Bot. Mar.* 24:611-613.

- Lake, B.G., Evans, J.G., Lewis, D.F.V., and Price, R.J. (1994). Studies on the acute effects of coumarin and some coumarin derivatives in the rat. *Food Chem. Toxic.* 32:357-363.
- Laurie, A.D. and Lloyd-Jones, G. (1999a). Conserved and hybrid *meta*-cleavage operons from PAH-degrading *Burkholderia* RP007. *Biochem Biophys Res. Com.* 262:308-314.
- Laurie, A.D. and Lloyd-Jones, G. (1999b). The *phn* genes of *Burkholderia* sp. strain RP007 constitute a divergent gene cluster for polycyclic aromatic hydrocarbon catabolism. *J. Bacteriol.* 181:531-540.
- Lloyd-Jones, G., Laurie, A.D., Hunter, D.W.F., and Fraser, R. (1999). Analysis of catabolic genes for naphthalene and phenanthrene degradation in contaminated New Zealand soils. *FEMS Microbiol. Lett.* 1-11.
- Means, J.C., Ward, S.G., Hassett, J.J., and Banwart, W.L. (1980). Sorption of polynuclear aromatic hydrocarbons by sediment and soil. *Env. Sci. Technol.* 14:1524-1528.
- Menn, F.-M., Applegate, M., and Sayler, G.S. (1993). NAH plasmid-mediated catabolism of anthracene and phenanthrene to naphthoic acid. *Appl. Environ. Microbiol.* 59:1938-1942.
- Mueller, J.G., Chapman, P.J., and Pritchard, P.H. (1989). Action of a fluoranthene-utilizing bacterial community on polycyclic hydrocarbon components of creosote. *Appl. Environ. Microbiol.* 55:3085-3090.
- Mueller, J.G., Lantz, S.E., Blattmann, B.O., and Chapman, P.J. (1991a). Bench-scale evaluation of alternative biological treatment processes for the remediation of pentachloro-phenol-and creosote-contaminated materials: solid phase bioremediation. *Env. Sci. Technol.* 25:1045-1055.
- Mueller, J.G., Lantz, S.E., Blattmann, B.O., and Chapman, P.J. (1991b). Bench-scale evaluation of alternative biological treatment processes for the remediation of pentachloro-phenol-and creosote-contaminated materials: slurry phase bioremediation. *Env. Sci. Technol.* 25:1055-1061.

- Nojiri, H., Nam, J.-W., Kosaka, M., Morii, K.-I., Takemura, T., Fuhata, K., Yamane, H., and Omori, T. (1999). Diverse oxygenations catalyzed by carbazole 1,9a-dioxygenase from *Pseudomonas* sp. strain CA10. *J. Bacteriol.* 181:3105-3113.
- Panther, B., Hooper, M., Limpaseni, W. and Hooper, B. (1996) Polycyclic aromatic hydrocarbons as environmental contaminants: some results from Bangkok. In: **Proceedings of the Third International Symposium of ETER NET-APR: Conservation of the Hydrospheric Environment.** pp. 178-181.
- Patel, T.R. and Gibson, D.T. (1974). Purification and properties of (+)-*cis*-naphthalene dihydrodiol dehydrogenase of *Pseudomonas putida*. *J. Bacteriol.* 119:879-888.
- Patnaik, P. (1992) Hydrocarbon, Aromatic. In: **A comprehensive guide to the hazardous properties of chemical substances.** pp 429-445. New York: Van Nortrand Reinhold.
- Pipe, R.K. and Moore, M.N. (1986). An ultrastructural study on the effects of phenanthrene on lysosomal membranes and distribution of the lysosomal enzyme β -glucuronidase in digestive cells of the periwinkle *Littorina littorea*. *Aquat. Toxicol.* 8:65-76.
- Platt, A., Shingler, V., Taylor, S.C., and Willuams, P.A. (1995). The 4-hydroxy-2-oxovalerate aldolase and acetaldehyde dehydrogenase (acylating) encoded by the *nahM* and *nahO* genes of the naphthalene catabolic plasmid pWW60-22 provide further evidence of conservation of *meta*-cleavage pathway gene sequences. *Microbiol.* 141:2223-2233.
- Pritchard, P.H. (1995). PAH bioremediation: importance of surfactants, inoculation and co-metabolism. *Med. Fac. Landbouww. Univ. Gent.* 60:2555-2564.
- Rehmann, K., Noll, H.P., Steinberg, C.E.W., and Kettrup, A. (1999). Pyrene degradation by *Mycobacterium* sp. strain KR2. *Chemosphere* 36:2977-2992.
- Ryu, B.H., Oh, Y.K., and Bin, J.H. (1989). Biodegradation of naphthalene by *Acinetobacter calcoaceticus* R-88. *J. Kor. Agric. Chem. Soc.* 32:315-320.
- Saito, A., Iwabuchi, T., and Harayama, S. (1999). Characterization of genes for enzymes involved in the phenanthrene degradation in *Nocardioides* sp. KP7. *Chemosphere* 38:1331-1337.

- Sambrook, J., Fritsch, E.F., and Maniatis, T. (1989) **Molecular cloning: a laboratory manual**. 2nd ed. New York: Cold Spring Harbor laboratory, Cold spring Harbor.
- Sanseverino, J., Applegate, B.M., King, J.M.H., and Saylor, G.S. (1993). Plasmid-mediated mineralization of naphthalene, phenanthrene and anthracene. **Appl. Environ. Microbiol.** 59:1931-1937.
- Schell, M.A. and Sukordhaman, M. (1989). Evidence that the transcription activator encoded by the *Pseudomonas putida nahR* gene is evolutionarily related to the transcription activators encoded by the *Rhizobium nodD* genes. **J. Bacteriol.** 171:1952-1959.
- Schneider, J., Grosser, R., Jayasimhulu, K., Xue, W., and Warshawsky, D. (1996). Degradation of pyrene, benz(a)anthracene and benz(a)pyrene by *Mycobacterium* sp. strain RKGII-135, isolated from a former coal gasification site. **Appl. Environ. Microbiol.** 62:13-19.
- Sepic, E., M. Bricelj, and H. Leskousek (1997). Biodegradation studies of polyaromatic hydrocarbons in aqueous media. **J. Appl. Microbiol.** 83:561-568.
- Shuttleworth, K.L. and Cerniglia, C.E. (1996). Bacterial degradation of low concentrations of phenanthrene and inhibition by naphthalene. **Microb. Ecol.** 31:305-317.
- Simon, M.J., Osslund, T.D., Saunders, R., Ensley, B.D., Suggs, S., Harcourt, A., Suen, W.-C., Cruden, D.L., Gibson, D.T., and Zylstra, G.J. (1993). sequences of genes encoding naphthalene dioxygenase in *Pseudomonas putida* strains G7 and NCIB9816-4. **Gene** 127:31-37.
- Supaka, N., Pinyakong, O., Juntongjin, K., Pinphanichakam, P., Pattaragulwanit, K., Thaniyavarn, S., Nilubol, N., and Omori, T. (1999). Phenanthrene degradation by *Sphingomonas* sp.P2: identification of a ring fission product. Abstract, The fourth Princess Chulabhorn International Science Congress: Chemicals in the 21st Century.
- Sutherland, J.B., Rafii, F., Khan, A.A. and Cerniglia, C.E. (1995) Mechanisms of polycyclic aromatic hydrocarbon degradation. In: Young, L.Y., Cerniglia, C.E. (Eds) **Microbial transformation and degradation of toxic organic chemicals**. Chapter 7. New York: John Wiley and Sons, Inc.

- Takizawa, N., Kaida, N., Torigoe, S., Moritani, T., Satoh, S., and Kiyohara, H. (1994). Identification and characterization of gene encoding polycyclic aromatic hydrocarbon dihydrodiol dehydrogenase in *Pseudomonas putida* OUS82. *J. Bacteriol.* 176:2444-2449.
- Thibault, S.L., Anderson, M., and Frankenberger, W.T. (1996). Influence of surfactants on pyrene desorption and degradation in soil. *Appl. Environ. Microbiol.* 62:283-287.
- Tiehm, A. and Fritzsche, C. (1995). Utilization of solubilized and crystalline mixtures of aromatic hydrocarbons by a *Mycobacterium* sp. *Appl. Microbiol. Biotechnol.* 42:964-968.
- Timmis, K.N. and D.H. Pieper (1999). Bacteria designed for bioremediation. *TIBTECH* 17:201-204.
- Walter, U., Beyer, M., Klein, J., and Rehm, H.-J. (1991). Degradation of pyrene by *Rhodococcus* sp. UW1. *Appl. Microbiol. Biotechnol.* 34:671-676.
- Weissenfels, W.D., Beyer, M., and Klein, J. (1990a). Degradation of phenanthrene, fluorene and fluoranthene by pure bacterial cultures. *Appl. Microbiol. Biotechnol.* 32:479-484.
- Weissenfels, W.D., Beyer, M., and Klein, J. (1990b). Rapid testing system for assessing the suitability of the biological reclamation for PAH-contaminated soil. In: **Fifth European Congress on Biotechnology**, Copenhagen, 8-13 July, 1990. 2:931-934.
- Weissenfels, W.D., Beyer, M., Klein, J., and Rehm, H.-J. (1991). Microbial metabolism of fluoranthene: isolation and identification of ring fission products. *Appl. Microbiol. Biotechnol.* 34:528-535.
- Wemer, P. and Brauch, H.-J. (1988). Aspects on the in-situ and on-site removal of hydrocarbons from contaminated sites by biodegradation. In: Wolf, K., Van den Brink, J., Colon, F. J. (Eds) **Contaminated soil**. pp.695-704. Kluwer Academic Publishers.
- Wilson, S. and Jones, S.G. (1993). Bioremediation of soil contaminated with polynuclear aromatic hydrocarbons (PAHs): a review. *Environ. Poll.* 81:229-249.

- Yang, Y., Chen, R.F., and Shiaris, M.P. (1994). Metabolism of naphthalene, fluorene and phenanthrene: preliminary characterization of a cloned gene cluster from *Pseudomonas putida* NCIB 9816. *J. Bacteriol.* 176:2158-2164.
- Yanisch-Perron, C., Vieira, J., and Messing, J. (1985). Improved M13 phage cloning vectors and host strains: nucleotide sequences of the M13mp18 and pUC19 vectors. *Gene* 33:103-119.
- Yen, K.M. and Gunsalus, I.C. (1982). Plasmid gene organization: naphthalene/ salicylate oxidation. *Proc. Natl. Acad. Sci. USA* 79:874-878.
- Yen, K.M. and Serdar, C.M. (1988). Genetics of naphthalene catabolism in *Pseudomonads*. *CRC Crit Rev. Microbiol.* 15:247-268.
- Zylstra, G.J. and Gibson, D.T. (1989). Toluene degradation by *Pseudomonas putida* F1: nucleotide sequence of the *todC1C2BADE* genes and their expression in *Escherichia coli*. *J. Biol. Chem.* 264:14940-14946.



สถาบันวิทยบริการ
จุฬาลงกรณ์มหาวิทยาลัย



APPENDICES

สถาบันวิทยบริการ
จุฬาลงกรณ์มหาวิทยาลัย

APPENDIX A

MEDIA

1) Carbon free mineral medium (CFMM, pH 7)

Per liter

A)

| | |
|---------------------------|-------|
| NH_4NO_3 | 3 g |
| Na_2HPO_4 | 2.2 g |
| KH_2PO_4 | 0.8 g |

Deionized water to 1 liter

Part A was sterilized by autoclaving at 15 psi for 20 min.

B)

| | |
|---|--------|
| $\text{MgSO}_4 \cdot 7\text{H}_2\text{O}$ | 0.1 g |
| $\text{FeCl}_3 \cdot 6\text{H}_2\text{O}$ | 0.05 g |
| $\text{CaCl}_2 \cdot 2\text{H}_2\text{O}$ | 0.05 g |

Part B was prepared as stock solution by dissolving each chemical in 1 ml distilled water and sterilized by filtering through a 0.22 μm pore size filter.

After sterilization, mixed both A and B thoroughly.

2) CFMM supplemented with 0.1% (w/v) phenanthrene (CFMM/phe)

| | |
|---------------------|-----|
| Sterilized CFMM | 1 l |
| Phenanthrene powder | 1 g |

3) CFMM supplemented with 0.1% (w/v) phenanthrene and 0.1% (w/v) pyrene (CFMM/phe/pyr)

| | |
|---------------------|-----|
| Sterilized CFMM | 1 l |
| Phenanthrene powder | 1 g |
| Pyrene powder | 1 g |

4) CFMM supplemented with 0.1% (w/v) phenanthrene and 0.1% (w/v) fluoranthene

(CFMM/phe/flu)

| | |
|---------------------|-----|
| Sterilized CFMM | 1 l |
| Phenanthrene powder | 1 g |
| Fluoranthene powder | 1 g |

5) CFMM supplementd with 0.33 % (w/v) succinate (CFMM/Suc)

| | |
|-------------|-------|
| CFMM part A | 1 l |
| Succinate | 3.3 g |

Sterilized by autoclaving at 15 psi for 20 min.

After sterilization, added the sterilized CFMM part B and mixed thoroughly.

6) Luria Bertani medium (LB)*

| | |
|-----------------|--------|
| Tryptone | 10 g |
| Yeast extract | 5 g |
| NaCl | 10 g |
| Deionized water | 800 ml |

Adjusted pH to 7 with 5 N NaOH.

Brought up with deionized water to 1 l.

For solid medium, 1.5% agar was added.

Sterilized by autoclaving at 15 psi for 20 min.

สถาบันวิทยบริการ
จุฬาลงกรณ์มหาวิทยาลัย

7) 2xYeast tryptone medium (2xYT)*

| | |
|-----------------|--------|
| Tryptone | 16 g |
| Yeast extract | 10 g |
| NaCl | 5 g |
| Deionized water | 800 ml |

Adjusted pH to 7 with 5 N NaOH.

Brought up with deionized water to 1 l.

For solid medium, 1.5% agar was added.

Sterilized by autoclaving at 15 psi for 20 min.

8) wb medium

| | |
|--------------------------------------|------|
| Bacto yeast extract | 5 g |
| Bacto tryptone | 20 g |
| MgSO ₄ ·7H ₂ O | 5 g |

Adjusted pH to 7 with 5 N NaOH. -

Brought up with deionized water to 1 l.

For solid medium, 1.5% agar was added.

Sterilized by autoclaving at 15 psi for 20 min.

*For supporting growth of *Escherichia coli* carrying plasmids pUC18, pUC19; pUC119 or pDI1, ampicillin (100 µg/ml) was added to the sterilized medium. For identification of recombinant plasmid containing insert DNA in *lacZ*, IPTG (0.1 mM) and X-Gal (20 µg/ml) were added.

สถาบันวิทยบริการ
จุฬาลงกรณ์มหาวิทยาลัย

APPENDIX B

REAGENTS

1) Tris-EDTA buffer (TE buffer, pH 8)

| | |
|-------------------|--------|
| 1 M Tris-HCl pH 8 | 1 ml |
| 0.5 M EDTA pH 8 | 0.2 ml |

Distilled water to 100 ml

Sterilized by autoclaving at 15 psi for 20 min.

2) Tris-EDTA/glucose buffer (TEG buffer, pH 8)

A)

| | |
|-------------------|--------|
| 1 M Tris-HCl pH 8 | 2.5 ml |
| 0.5 M EDTA pH 8 | 2.0 ml |

Distilled water to 90.5 ml

B)

| | |
|----------------------|------|
| 1 M glucose solution | 5 ml |
|----------------------|------|

Part A was sterilized by autoclaving at 15 psi for 20 min.

Part B was sterilized by filtering through a 0.22 μ m pore size filter.

After sterilization, mixed both A and B thoroughly.

3) 50 \times Tris-acetate/EDTA buffer (50 \times TAE buffer, pH8)

| | |
|---------------------|---------|
| Tris-base | 242 g |
| Glacial acetic acid | 57.1 ml |
| 0.5 M EDTA | 100 ml |

Distilled water to 1 liter

4) 10% sodium dodecyl sulphate (10% SDS)

| | |
|-----------------|-------|
| SDS | 10 g |
| Distilled water | 70 ml |

Dissolved at 70°C and brought up with distilled water to 100 ml.

5) Sodium hydroxy-sodium dodecyl sulphate solution (NaOH-SDS solution)

1M NaCl:10%SDS:distilled water = 2:1:7

6) Hexadecyl trimethyl ammoniumbromide/sodium chloride solution (CTAB/NaCl solution)

(10% CTAB in 0.7M NaCl)

NaCl 4.1 g

Distilled water 80 ml

CTAB 10 g

Slowly added with stirring, while heating at 65°C.

Brought up with distilled water to 100 ml.

7) 5 M NaCl

NaCl 14.61 g

Distilled water to 50 ml

8) 3 M Sodium acetate

Sodium acetate.3H₂O 4.081 g

Distilled water 6 ml

Adjusted pH to 5.2 with glacial acetic acid.

Distilled water to 10 ml.

Sterilized by autoclaving at 15 psi for 20 min.

9) 5 M Potassium acetate (KOAc)

Potassium acetate 29.4 g

Glacial acetic acid 11.5 ml

Distilled water to 100 ml

Sterilized by autoclaving at 15 psi for 20 min.

10) I_fbl

| | |
|-------------------|---------|
| KOAc | 0.295 g |
| RbCl | 1.21 g |
| CaCl ₂ | 0.148 g |
| MnCl ₂ | 0.99 g |
| Glycerol | 15 ml |
| Distilled water | 70 ml |

Adjusted pH to 5.8 with 0.2 M acetic acid.

Distilled water to 100 ml.

Sterilized by filtering through 0.22 μ m pore size filter.

11) I_fbl

| | |
|-------------------------------------|---------|
| 2-[N-morpholino]ethanesulfonic acid | 0.290 g |
| CaCl ₂ | 1.103 g |
| RbCl | 0.121 g |
| glycerol | 15 ml |
| Distilled water | 70 ml |

Adjusted pH to 6.5 with 1 M KOH.

Distilled water to 100 ml.

Sterilized by filtering through a 0.22 μ m pore size filter.

12) Phenol:chloroform

| | |
|------------|-------|
| Phenol | 25 ml |
| Chloroform | 25 ml |

Equilibrated by extraction several times with 0.1 M Tris-HCl (pH 7.6).

Stored the equilibrated mixture under equal volume of 0.01 M Tris-HCl (pH 7.6) in dark glass bottle.

13) Stock ampicilin (0.1g/ml)

| | |
|-----------------|------|
| Ampicilin | 0.1g |
| Distilled water | 1 ml |

Sterilized by filtering through a 0.22 μm pore size filter.

Stored at -20°C .

14) Stock Isopropylthio- β -D-galactoside (IPTG, 1 M)

| | |
|-----------------|--------|
| IPTG | 238 mg |
| Distilled water | 1 ml |

Sterilized by filtering through a 0.22 μm pore size filter.

Store at -20°C .

15) 5-bromo-4-chloro-3-indolyl- β -D-galactopyranoside (X-Gal, 2% w/v)

| | |
|-------------------|-------|
| X-Gal | 20 mg |
| Dimethylformamide | 1 ml |

Sterilized by filtering through a 0.22 μm pore size filter.

Tube of the solution should be wrap with aluminum foil to prevent damage by light and store at -20°C .

16) Loading buffer

A)

| | |
|------------------|--------|
| Bromophenol blue | 0.05 g |
| Absolute ethanol | 1 ml |

B)

| | |
|-----------------|-------|
| Sucrose | 12 g |
| Distilled water | 17 ml |

C)

| | |
|--------------|------|
| 1M EDTA pH 8 | 2 ml |
|--------------|------|

Autoclaved part A and B at 15 psi for 20 min.

Mixed part A, B and C after autoclaving and kept at -20°C .

17) Diazomethane

Diazomethane was prepared by dissolving approximately 5 g of *p*-toluenesulfonyl-*N*-methyl-*N*-nitrosoamide in 5 ml of diethyl ether, chilled in ice for 5 min. Added 4-5 drops of potassium hydroxide-saturated ethanol to the solution. Reaction gas product was trapped in chilled diethyl ether, this reagent was kept in dark glass bottle and stored at -20°C (not more than 1 week).

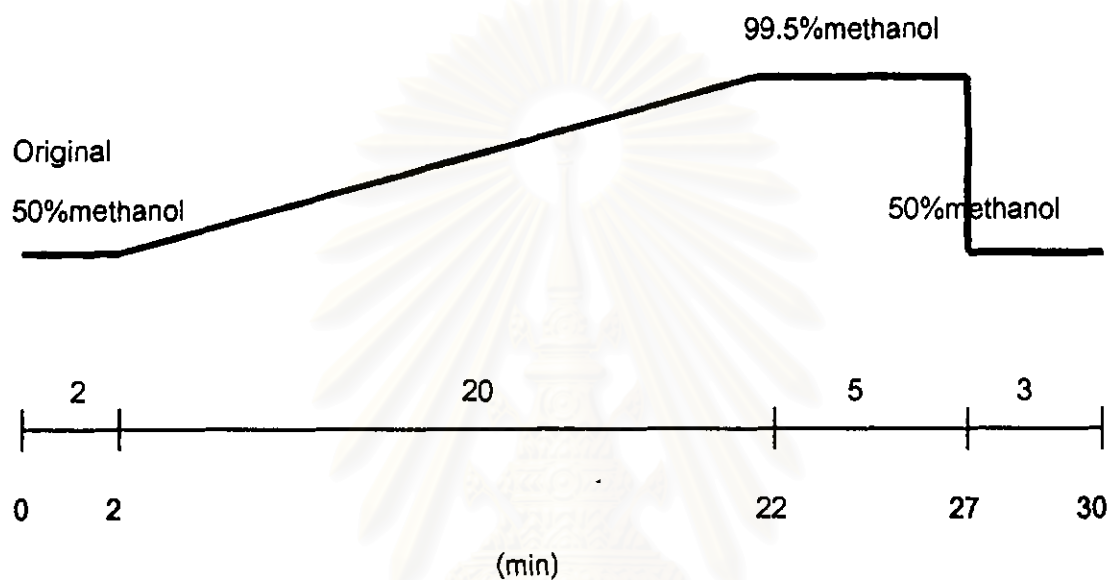


สถาบันวิทยบริการ
จุฬาลงกรณ์มหาวิทยาลัย

APPENDIX C

Linear gradient solvent system used in reverse phase HPLC system

Time scale of mobile phase (50 to 100% by volume of methanol in water with 1% acetic acid [(linear gradient within 30 min)])

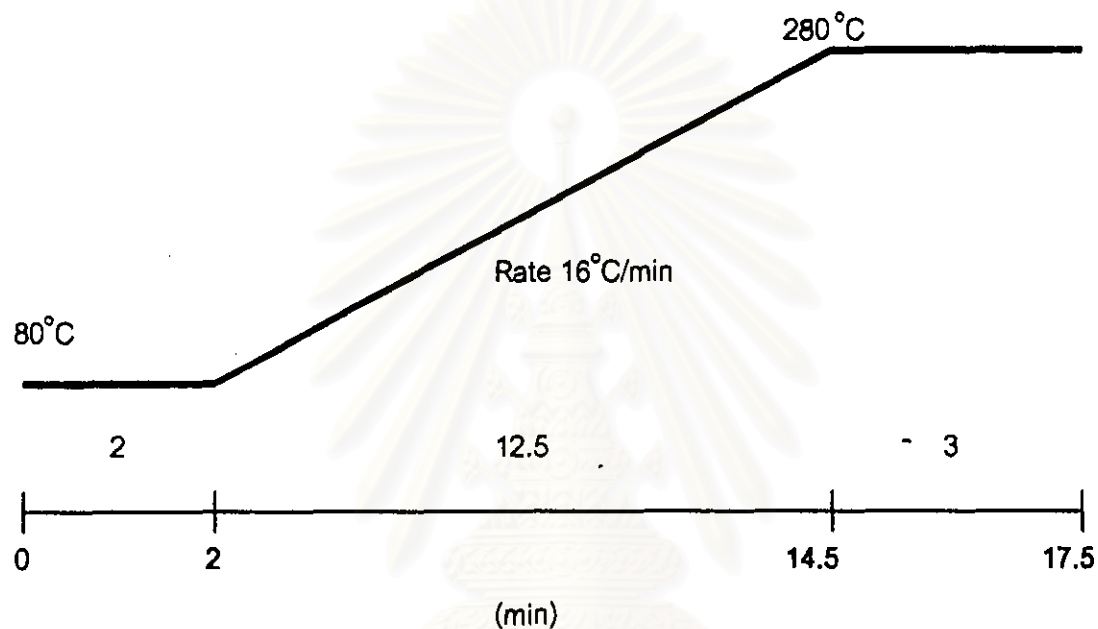


สถาบันวิทยบริการ
จุฬาลงกรณ์มหาวิทยาลัย

APPENDIX D

Temperature program of GC-MS spectroscopy

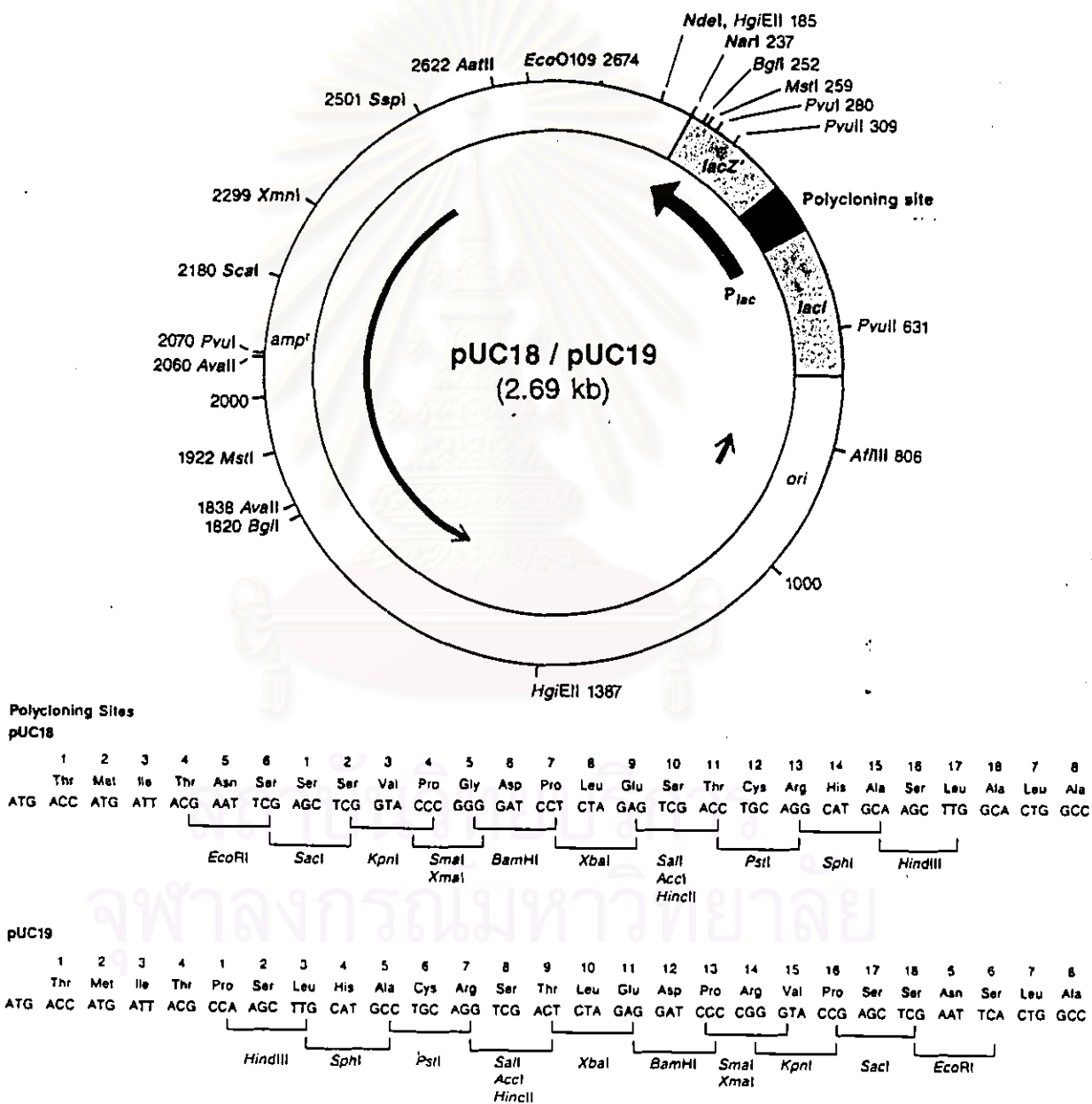
The column temperature of GC-MS spectroscopy was held at 80°C for 2 min then increased at 16 °C/min to 280 °C and held at 280 °C for 3 min.



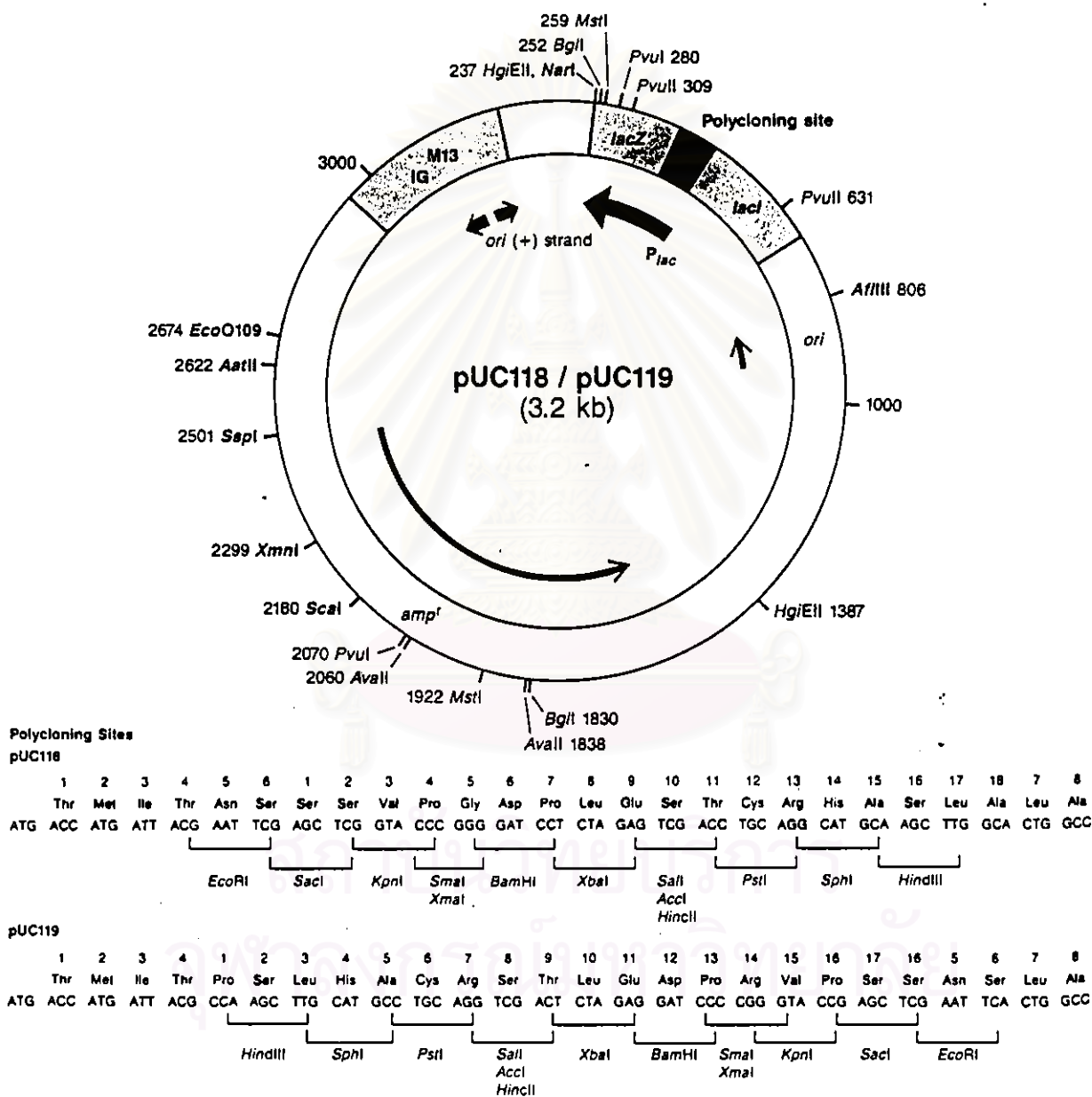
สถาบันวิทยบริการ
จุฬาลงกรณ์มหาวิทยาลัย

APPENDIX E

Plasmids used in the study on dioxygenase gene

1) Plasmid pUC18 and pUC19 (Sambrook et al., 1989)

In pUC18, the EcoRI site lies immediately downstream from P_{lac}.
In pUC19, the HindIII site lies immediately downstream from P_{lac}.

2) Plasmid pUC118 and pUC119 (Sambrook et al., 1989)

APPENDIX F

**Co-metabolism of pyrene and fluoranthene with phenanthrene by
Sphingomonas sp. P2**

Nuttapun Supaka (personal communication) found that when cultivating *Sphingomonas* sp. P2 in CFMM supplemented with pyrene in the presence of phenanthrene, colour changing of culture medium (from colourless to green) was observed (Figure 1). Moreover, addition of fluoranthene to CFMM in the presence of phenanthrene, colour of culture medium was changed from colourless to red (Figure 2). This phenomenon suggested the possibility that *Sphingomonas* sp. P2 can cometabolized pyrene and fluoranthene by using phenanthrene as growth substrate.



สถาบันวิทยบริการ
จุฬาลงกรณ์มหาวิทยาลัย

Figure 1 Colour changing of *Sphingomonas* sp. P2 culture medium (phenanthrene plus pyrene)

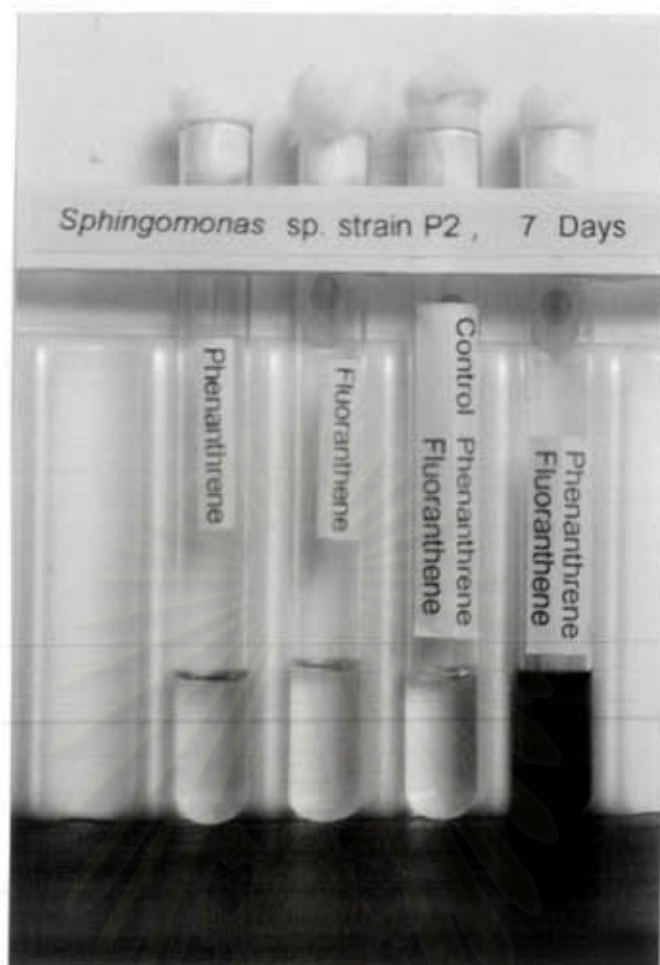


Figure 2 Colour changing of *Sphingomonas* sp. P2 culture medium (phenanthrene plus fluoranthene)

สถาบันวิทยบริการ
จุฬาลงกรณ์มหาวิทยาลัย

BIOGRAPHY

Name Miss Onruthai Pinyakong
Date of Birth 20 March 1976
Place of Birth Narathiwat province, Thailand



Institutions attended

Chulalongkorn University, 1993-1997:

Bachelor of Science (Microbiology), 2nd Honour

Chulalongkorn University, 1998-2000:

Master of Science (Industrial Microbiology)

Research Grant

Thai Japan Technology Transfer Project- Oversea Education
Exchange Foundation (TJTTP-OECF)

Working Experience

Department of Microbiology, Faculty of Science, Chulalongkorn
University: 1997-present

สถาบันวิทยบริการ
จุฬาลงกรณ์มหาวิทยาลัย