

CHAPTER III

RESULTS AND DISCUSSION

Alcohols are one of the most useful raw materials for industrial usage. Products derived from oxidation reaction are generally ketone, aldehyde and carboxylic acid. This research focused on the oxidation of alcohol using iron complexes including iron complexes on support as catalysts. Cyclohexanol was chosen as a substrate model for reaction condition optimization. The other two alcohols, namely benzyl alcohol and 2-octanol, were selected for regioselectivity study. The major oxidant used in this study was *tert*-butylhydroperoxide (TBHP) and a mixture of pyridine and acetic acid was used as a solvent.

3.1 Synthesis and characterization of iron complexes

3.1.1 Schiff base ligands and Schiff base iron complexes

According to the procedure described in section 2.3.1, eight Schiff base ligands were synthesized. The obtained ligands were confirmed their identities by IR and NMR spectroscopy prior to use for synthesizing interested Schiff base iron complexes. IR spectra of all derived complexes showed a characteristic absorption band in the range of 1613-1630 cm^{-1} for C=N group.³⁶ For ligands, an azomethine group (C=N) vibration appeared at higher frequencies about 10-15 cm^{-1} . This revealed the occurrence of the bonding between metal and nitrogen of imine while the vibration band of O-H group at 3400-3600 cm^{-1} disappeared. The IR spectra of synthesized complexes showed Fe-O stretching vibration while that vibration disappeared in Schiff base ligands.

3.1.2 1,3-Dicarbonyl ligands and 1,3-dicarbonyl iron complexes

The synthesized $\text{Fe}(\text{DMB})_3$ and $\text{Fe}(\text{BZA})_3$ were characterized by IR. They were prepared by reacting substituted acetophenones and ethyl benzoate or ethyl benzoate derivatives according to the general procedure cited in section 2.3.4. IR spectra of 1,3-dicarbonyl iron complexes showed a characteristic absorption band in

the range of 1580-1600 cm^{-1} for C=O group.³⁷ Likewise absorption band of 1,3-dicarbonyl ligands appeared at lower frequencies about 10 cm^{-1} revealing the bonding between metal and oxygen from enolate ion occurred.

3.2 Study on the optimum conditions for the oxidation of cyclohexanol

3.2.1 Reaction condition optimization

Variable factors were evaluated to search for optimized conditions for the oxidation of cyclohexanol, a model compound. Those factors included type of ligands, the amount of TBHP, and the amount of substrate, reaction time and type of catalyst used. Table 3.1 illustrates the effect of reaction condition in the oxidation of cyclohexanol.

Table 3.1 The oxidation of cyclohexanol catalysed by various iron salts

| Entry | Reaction Conditions | Product (%) | | Mass balance |
|-------|--|---------------|------------------------|--------------|
| | | Cyclohexanone | Recovered cyclohexanol | |
| 1 | FeCl ₂ ·4H ₂ O | 35.17 | 53.58 | 88.75 |
| 2 | FeSO ₄ ·7H ₂ O | trace | 97.16 | 97.16 |
| 3 | Fe(NO ₃) ₃ ·9H ₂ O | 6.76 | 82.61 | 89.37 |
| 4 | FeCl ₃ ·6H ₂ O | 32.26 | 57.79 | 90.05 |
| 5 | FeCl ₃ ·6H ₂ O without acetic acid | 39.85 | 53.46 | 93.31 |
| 6 | FeCl ₃ ·6H ₂ O without TBHP | 2.32 | 107.15 | 109.47 |
| 7 | Without Fe salt | 4.55 | 111.18 | 115.25 |

Reaction conditions: cyclohexanol (10 mmol), catalyst (0.25 mmol), pyridine (28 mL), acetic acid (2.3 mL) and TBHP (10 mmol), reaction time 24 hrs at 60°C

Table 3.1 clearly revealed that different iron salts and reaction conditions would provide different amounts of the desired products. FeCl₃·6H₂O was found to be prevailed over Fe(NO₃)₃·9H₂O and FeSO₄·7H₂O. Entry 5 showed that acetic acid was not an important composition in this oxidation system. However, in the absence of TBHP or iron salt catalyst, the reaction gave poor yield of cyclohexanone.

3.2.2 Effect of type of catalysts

Two types of catalyst, *i.e.*, iron-Schiff base and iron-1,3-dicarbonyl complexes were examined for their efficiency to convert cyclohexanol into its analogous carbonyl compound, cyclohexanone. The reaction was detected at 3 hours interval to observe how fast the oxidation proceeded, while the reaction monitored at 24 hours would notice how much the desired product was obtained in each reaction. The results are illustrated as shown in Table 3.2 and Fig. 3.1.

Table 3.2 Effect of type of catalysts catalysed in oxidation of cyclohexanol

| Catalyst | Cyclohexanone (%) | | Recovered Cyclohexanol(%) | | Mass balance at 24 hrs |
|----------|-------------------|--------|---------------------------|--------|------------------------|
| | 3 hrs | 24 hrs | 3 hrs | 24 hrs | |
| 11 | 12.76 | 40.30 | 98.89 | 68.47 | 108.77 |
| 12 | 23.14 | 29.97 | 70.71 | 53.41 | 83.38 |
| 13 | 28.97 | 29.69 | 96.37 | 68.73 | 98.42 |
| 14 | 11.59 | 39.94 | 94.84 | 58.26 | 98.20 |
| 15 | 9.83 | 20.08 | 86.80 | 78.62 | 98.70 |
| 16 | 11.29 | 26.63 | 83.57 | 58.04 | 84.67 |
| 17 | 21.80 | 28.93 | 60.23 | 58.46 | 87.39 |
| 18 | 16.03 | 36.40 | 83.84 | 67.13 | 103.53 |
| 19 | 5.23 | 41.18 | 90.34 | 45.12 | 86.30 |
| 20 | 8.70 | 47.02 | 86.85 | 49.56 | 96.58 |
| 21 | 11.74 | 35.06 | 157.02 | 39.00 | 74.06 |

Reaction conditions: cyclohexanol (10 mmol), catalyst (0.25 mmol), pyridine (28 mL), acetic acid (2.3 mL) and TBHP (10 mmol) at 60°C

note:

- | | |
|--------------------------------------|--|
| (11) Fe salen | (17) Fe sal- <i>o</i> -phen(pyridine) ₄ |
| (12) Fe saltn | (18) Fe sal-(4-nitro)- <i>o</i> -phen(pyridine) ₄ |
| (13) Fe sal- <i>o</i> -phen | (19) Fe(BZA) ₃ |
| (14) Fe-4-nitro sal- <i>o</i> -phen | (20) Fe(DMB) ₃ |
| (15) (Fe salen) ₂ O | (21) Fe(acac) ₃ |
| (16) Fe salen(pyridine) ₄ | |

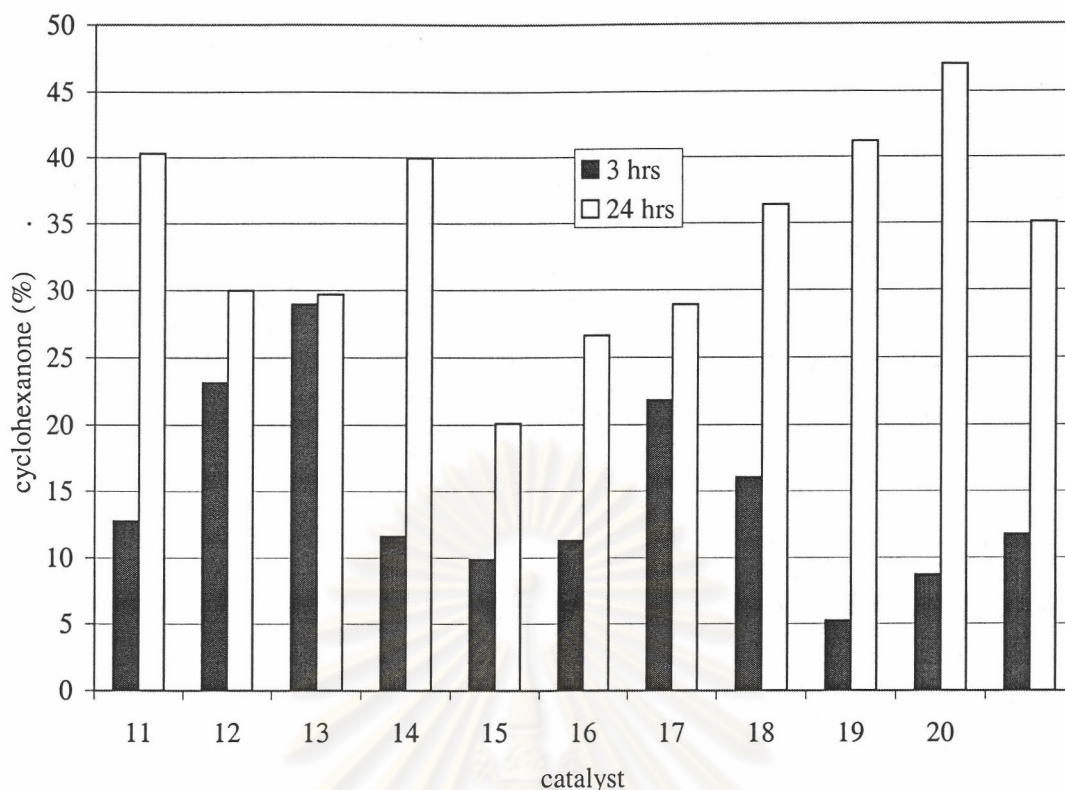


Figure 3.1 Effect of type of catalyst on oxidation of cyclohexanol

The result above revealed that the oxidation reaction in fact could be catalysed by various catalysts; nonetheless, with different level of efficiency. Considering the amount of cyclohexanone occurred at 3 hours interval, iron Schiff base complexes including Fe sal-*o*-phen(pyridine)₄ (17), Fe saltn (12) and Fe sal-*o*-phen (13) were of a capability in conversion of cyclohexanol to cyclohexanone. Interestingly, Fe sal-*o*-phen (13) produced cyclohexanone approximately 29% yield during this period of monitoring time showed the high rate of conversion. Other iron Schiff base complexes, (11), (14), (15) and (16) gave approximately conversion rate. Different structure of complexes made different reaction rate involving reaction time that ligand complexed with iron. Among iron 1,3-dicarbonyl complexes investigated, Fe(acac)₃ (21) provided a superior result. However, when two groups of iron catalysts were compared, the rate of the oxidation reaction catalysed by iron Schiff base complexes was found to take place more rapidly than that utilized iron 1,3-dicarbonyl complexes. This may be stemmed from iron 1,3-dicarbonyl complexes had difference structure from iron Schiff base complexes. Taking into the account for the yield observed at 24 hours, iron complexes (11), (14), (19) and (20) exhibited as promising catalysts.

3.2.3 Effect of temperature on oxidation of cyclohexanol

One crucial parameter in general reaction was temperature. The oxidation reaction was performed at various temperatures to find out the appropriate temperature, *i.e.*, 0°C, RT (28°C), 40°C, 60°C and 100°C. The results are shown in Table 3.3.

Table 3.3 Effect of temperature on cyclohexanol oxidation

| Entry | Temperature (°C) | Cyclohexanone (%) | Recovered cyclohexanol (%) | Mass balance |
|-------|------------------|-------------------|----------------------------|--------------|
| 1 | 0 | 5.71 | 89.93 | 95.64 |
| 2 | 28 (RT) | 7.38 | 86.72 | 94.10 |
| 3 | 40 | 12.18 | 88.93 | 101.11 |
| 4 | 60 | 39.26 | 65.04 | 104.30 |
| 5 | 100 | 24.99 | 66.35 | 91.34 |

Reaction conditions: cyclohexanol (10 mmol), Fe salen (0.25 mmol), pyridine (28 mL), acetic acid (2.3 mL), TBHP (10 mmol) at 6 hrs

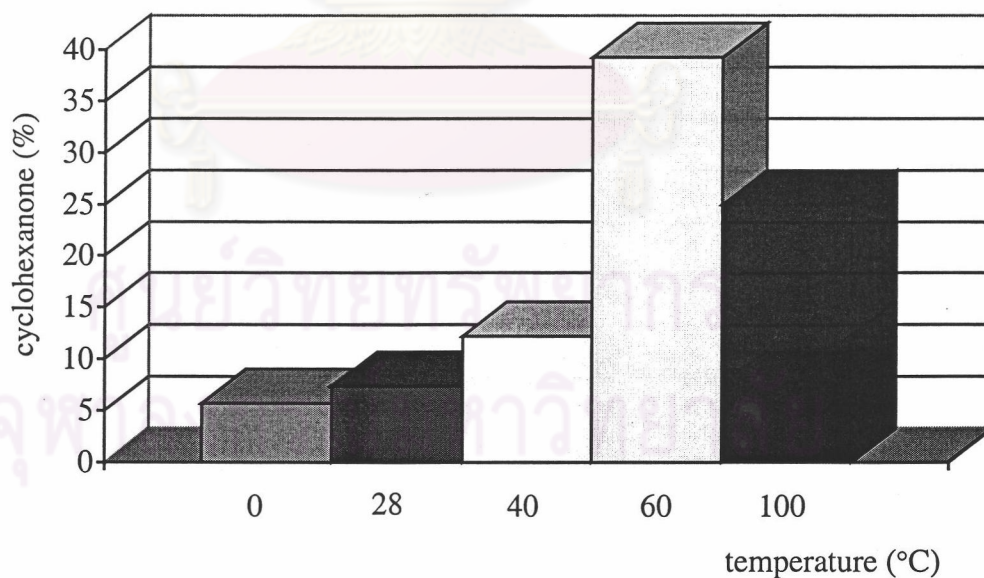


Fig. 3.2 Effect of temperature on cyclohexanol oxidation

Fe(II)salen (**11**) was chosen as a catalyst to study the effect of temperature on cyclohexanol oxidation. From the results shown in Table 3.3 and Fig. 3.4, it was observed that temperature was another important factor affecting the reaction. The highest amount of cyclohexanone was detected with the reaction temperature 60°C. At higher temperature such as 100°C, the over oxidation reaction yielding undesired products may take place.

3.2.4 Effect of type and amount of oxidizing agent

Type of oxidizing agent is another important parameter in oxidation reaction. Various types of oxidizing agents including 30% hydrogen peroxide (H₂O₂), KMnO₄, O₂/2-ethylbutyraldehyde and TBHP were chosen. The results are presented as shown in Table 3.4.

Table 3.4 Effect of type of oxidizing agent on the oxidation of cyclohexanol

| Oxidizing agent | Cyclohexanone (%) | Recovered cyclohexanol (%) | Mass balance at 24 hrs |
|--------------------------------------|-------------------|----------------------------|------------------------|
| 30% H ₂ O ₂ | trace | 104.56 | 104.56 |
| KMnO ₄ | 29.80 | 41.84 | 71.64 |
| O ₂ /2-ethylbutyraldehyde | trace | 105.86 | 105.86 |
| TBHP | 35.49 | 59.43 | 94.92 |

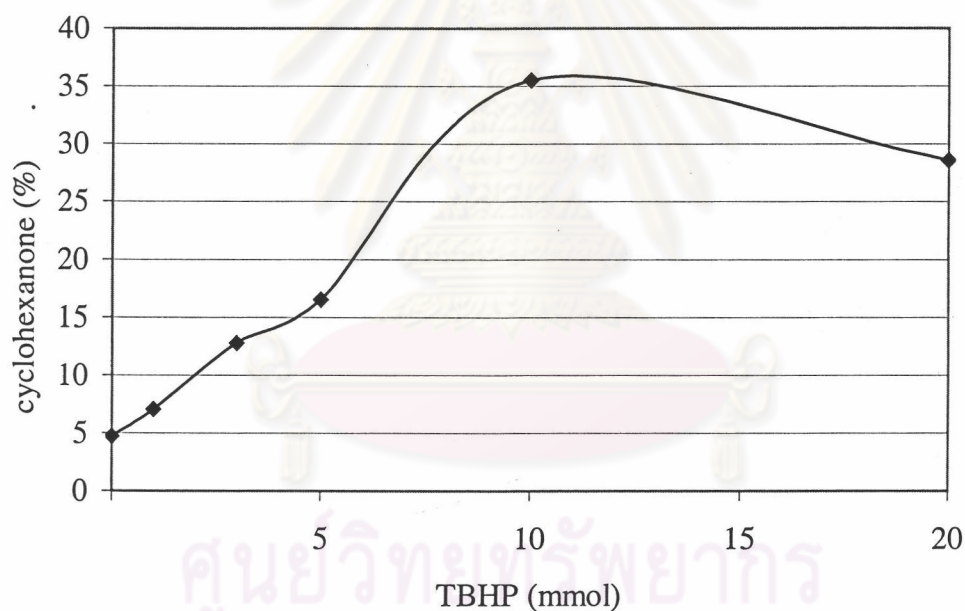
Reaction conditions: cyclohexanol (10 mmol), Fe salen (0.25 mmol), pyridine (28 mL), acetic acid (2.3 mL), oxidizing agent (10 mmol), reaction time 24 hrs at 60°C

Among various oxidizing agents studied, TBHP was found to be the most appropriate oxidizing agent based on its efficiency towards the transformation of cyclohexanol to cyclohexanone. Thus, the amount of TBHP affected the oxidation reaction was the next influent parameter to be examined. The results are accumulated as presented in Table 3.5 and Fig 3.3.

Table 3.5 Effect of the amount of TBHP on the oxidation of cyclohexanol

| Entry | TBHP (mmol) | Cyclohexanone (%) | Recovered cyclohexanol (%) | Mass balance |
|-------|-------------|-------------------|----------------------------|--------------|
| 1 | 0 | 4.71 | 103.58 | 108.29 |
| 2 | 1 | 7.02 | 108.08 | 115.10 |
| 3 | 3 | 12.75 | 102.58 | 115.33 |
| 4 | 5 | 16.53 | 75.68 | 92.21 |
| 5 | 10 | 35.49 | 59.43 | 94.92 |
| 6 | 20 | 28.58 | 61.95 | 90.53 |

Reaction conditions: cyclohexanol (10 mmol), Fe salen (0.25 mmol), pyridine (28 mL), acetic acid (2.3 mL) reaction time 6 hrs at 60°C

**Figure 3.3** Effect of the amount of TBHP on oxidation of cyclohexanol

From data shown above, focusing on the reaction in the absence of TBHP, it was found that cyclohexanone was detected in a small quantity (4.71%). This was probably derived from the air oxidation. Efficiency of reaction based on TBHP indicated the ability of TBHP in conversion of cyclohexanol to cyclohexanone. Fig. 3.3 illustrates that the reaction utilizing TBHP 10 mmol provided the highest amount of the desired product, cyclohexanone. The use of TBHP 20 mmol gave less cyclohexanone and the mass balance of the reaction was only 91%. This might be

because the over oxidation of cyclohexanone was taken place. Therefore, for all reaction optimization study, the amount of the oxidizing agent, TBHP 10 mmol was kept constant.

3.2.5 Effect of the amount of substrate

Another significant feature that also needs to study was the effect of the amount of the substrate. The amount of cyclohexanol was varied and the results are shown in Table 3.6.

Table 3.6 Effect of the amount of cyclohexanol on the oxidation reaction

| Entry | Cyclohexanol (mmol) | Cyclohexanone (%) | Recovered cyclohexanol (%) | Mass balance |
|-------|---------------------|-------------------|----------------------------|--------------|
| 1 | 2 | 24.11 | 67.84 | 91.95 |
| 2 | 5 | 21.99 | 90.92 | 112.91 |
| 3 | 10 | 35.49 | 59.43 | 94.92 |
| 4 | 20 | 20.70 | 55.28 | 75.98 |

Reaction conditions: cyclohexanol (varied), Fe salen (0.25 mmol), pyridine (28 mL), acetic acid (2.3 mL), TBHP (10 mmol), reaction time 6 hrs at 60 °C

From Table 3.6, it could clearly observe that the more substrate, cyclohexanol used, the more product, cyclohexanone was attained. The amount of cyclohexanol had a strong influence on the obtained yield. The maximum yield was obtained when cyclohexanol 10 mmol was employed. The use of cyclohexanol 20 mmol gave the yield less than 10 mmol. Excess quantity of substrate cause of over oxidation and cyclohexanol 10 mmol was sufficient amount for this reaction conditions.

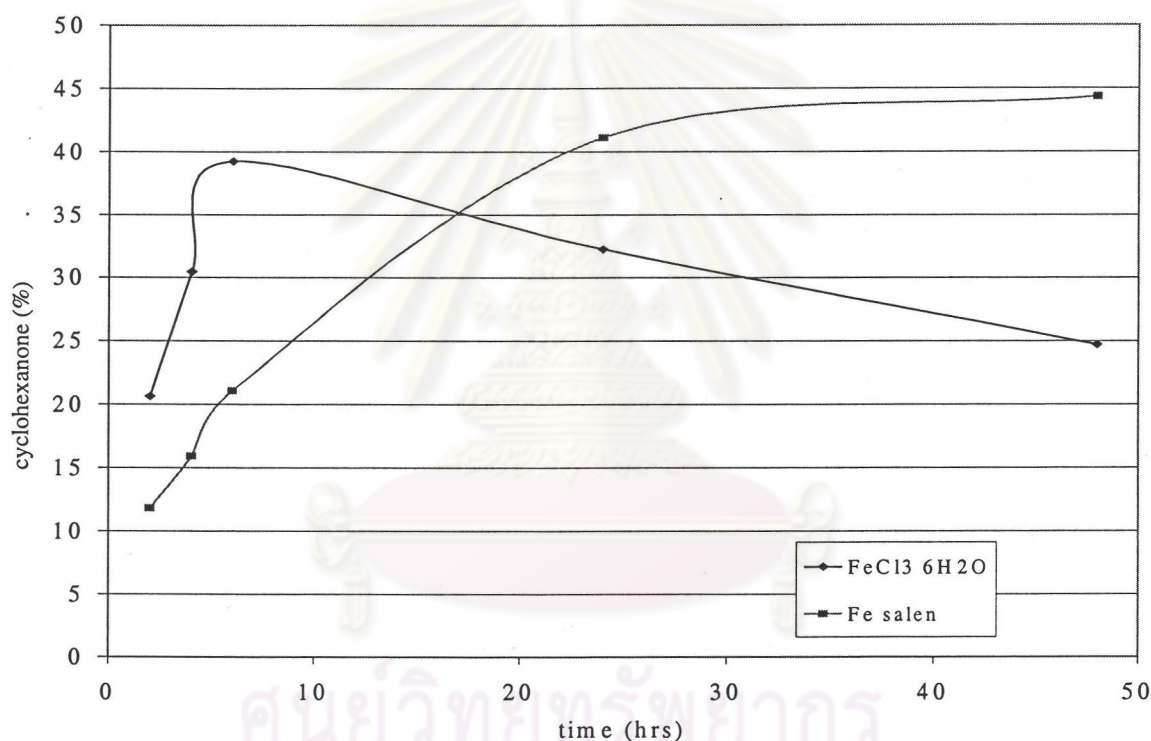
3.2.6 Kinetic study on the reaction rate of cyclohexanol oxidation

The kinetic study on the rate of cyclohexanol oxidation was conducted utilizing two iron catalysts: $\text{FeCl}_3 \cdot 6\text{H}_2\text{O}$ and Fe salen (**11**). Their kinetic analysis results are shown in Table 3.7 and Fig. 3.4.

Table 3.7 Effect of reaction time on cyclohexanol oxidation

| Time (hrs) | Cyclohexanone (%) | |
|------------|--------------------------------------|----------|
| | FeCl ₃ ·6H ₂ O | Fe salen |
| 2 | 20.65 | 11.82 |
| 4 | 30.46 | 15.91 |
| 6 | 39.26 | 21.08 |
| 24 | 32.26 | 41.13 |
| 48 | 24.70 | 44.35 |

Reaction conditions: cyclohexanol (10 mmol), iron catalyst (0.25 mmol), pyridine (28 mL), acetic acid (2.3 mL), TBHP (10 mmol) at 60 °C

**Fig.3.4** Kinetic analysis for oxidation of cyclohexanol

From the results shown above, it was found that the reaction time was also the significant factor to affect the reaction rate. Considering the results exhibited in Table 3.7, it was noticed that the oxidation using different catalysts proceeded with different rates. The oxidation reaction using FeCl₃·6H₂O as a catalyst gave interesting results since the reaction could take place rapidly. The highest yield reached within 6 hours. Nevertheless, under the conditions studied FeCl₃·6H₂O could catalyze further oxidation of the desired product to unwanted compound(s). The amount of

cyclohexanone was thus lessened. In contrast to the system utilized Fe salen (11) catalysts, even the reaction took place not as rapidly as that of $\text{FeCl}_3 \cdot 6\text{H}_2\text{O}$, the oxidation could proceed smoothly and produced more desired product than other systems examined.

3.2.7 Comparative study on cyclohexanol oxidation catalyzed by iron complexes and iron complexes on support

The cyclohexanol oxidation catalyzed by iron salts: $\text{FeCl}_3 \cdot 6\text{H}_2\text{O}$, $\text{Fe}(\text{NO}_3)_3 \cdot 9\text{H}_2\text{O}$: iron complex: $\text{Fe}(\text{acac})_3$ and iron catalyst on support was conducted. Supporting material chosen were silica gel and celite. The comparative oxidation results are addressed as shown in Table 3.8.

Table 3.8 Cyclohexanol oxidation catalyzed by iron complexes and iron catalyst on support

| Entry | Catalyst | Percentage | | Mass balance |
|-------|--|---------------|------------------------|--------------|
| | | Cyclohexanone | Recovered cyclohexanol | |
| 1 | $\text{Fe}(\text{acac})_3$ | 35.06 | 58.72 | 93.78 |
| 2 | $\text{Fe}(\text{acac})_3$ on silica gel | 39.97 | 56.40 | 96.37 |
| 3 | $\text{Fe}(\text{acac})_3$ on celite | 15.85 | 87.89 | 103.74 |
| 4 | $\text{Fe}(\text{NO}_3)_3 \cdot 9\text{H}_2\text{O}$ | 10.52 | 105.79 | 116.31 |
| 5 | $\text{Fe}(\text{NO}_3)_3 \cdot 9\text{H}_2\text{O}$ on silica gel | 5.38 | 86.98 | 92.36 |
| 6 | $\text{Fe}(\text{NO}_3)_3 \cdot 9\text{H}_2\text{O}$ on celite | 13.55 | 106.51 | 120.06 |
| 7 | $\text{FeCl}_3 \cdot 6\text{H}_2\text{O}$ | 31.05 | 55.62 | 86.67 |
| 8 | $\text{FeCl}_3 \cdot 6\text{H}_2\text{O}$ on silica gel | 5.38 | 86.90 | 92.28 |

Reaction conditions: cyclohexanol (10 mmol), catalyst (0.25 mmol), pyridine (28 mL), acetic acid (2.3 mL), TBHP (10 mmol) reaction time 24 hrs at 60°C

As presented in Table 3.8, the oxidation employing $\text{Fe}(\text{acac})_3$ and $\text{Fe}(\text{acac})_3$ on silica gel gave similar results. However, the oxidation using $\text{Fe}(\text{acac})_3$ on celite, on the other hand, produced less amount of the desired product. The reactions carried out utilizing $\text{Fe}(\text{NO}_3)_3 \cdot 9\text{H}_2\text{O}$ and $\text{Fe}(\text{NO}_3)_3 \cdot 9\text{H}_2\text{O}$ on celite gave comparable results, while the reaction using $\text{Fe}(\text{NO}_3)_3 \cdot 9\text{H}_2\text{O}$ on silica gel provided very poor yield of cyclohexanone. Entries 7 and 8 manifestly displayed the distinct feature of homogeneous and heterogeneous catalysts. To illustrate this, the former $\text{FeCl}_3 \cdot 6\text{H}_2\text{O}$ produced cyclohexanone over 30% yields, whereas the latter catalyst provided significantly less amount of the desired product. This may be from low efficiency in impregnation was occurred.

3.2.8 Kinetic study employing $\text{Fe}(\text{acac})_3$ and $\text{Fe}(\text{acac})_3$ on support

The kinetic study of cyclohexanol oxidation employing $\text{Fe}(\text{acac})_3$ and $\text{Fe}(\text{acac})_3$ on support was carried out. The results are tabulated in Table 3.9.

Table 3.9 Kinetic study on cyclohexanol oxidation catalysed by $\text{Fe}(\text{acac})_3$ and $\text{Fe}(\text{acac})_3$ on support

| Entry | Time (hrs) | % Cyclohexanone | | |
|-------|------------|----------------------------|--|--------------------------------------|
| | | $\text{Fe}(\text{acac})_3$ | $\text{Fe}(\text{acac})_3$ on silica gel | $\text{Fe}(\text{acac})_3$ on celite |
| 1 | 3 | 11.74 | 6.04 | 0 |
| 2 | 24 | 35.06 | 39.97 | 15.85 |
| 3 | 48 | 37.95 | 34.13 | 39.96 |
| 4 | 72 | 37.86 | 35.41 | 48.27 |

Reaction conditions: cyclohexanol (10 mmol), catalyst (0.25 mmol), pyridine (28 mL), acetic acid (2.3 mL) and TBHP (10 mmol) at 60°C

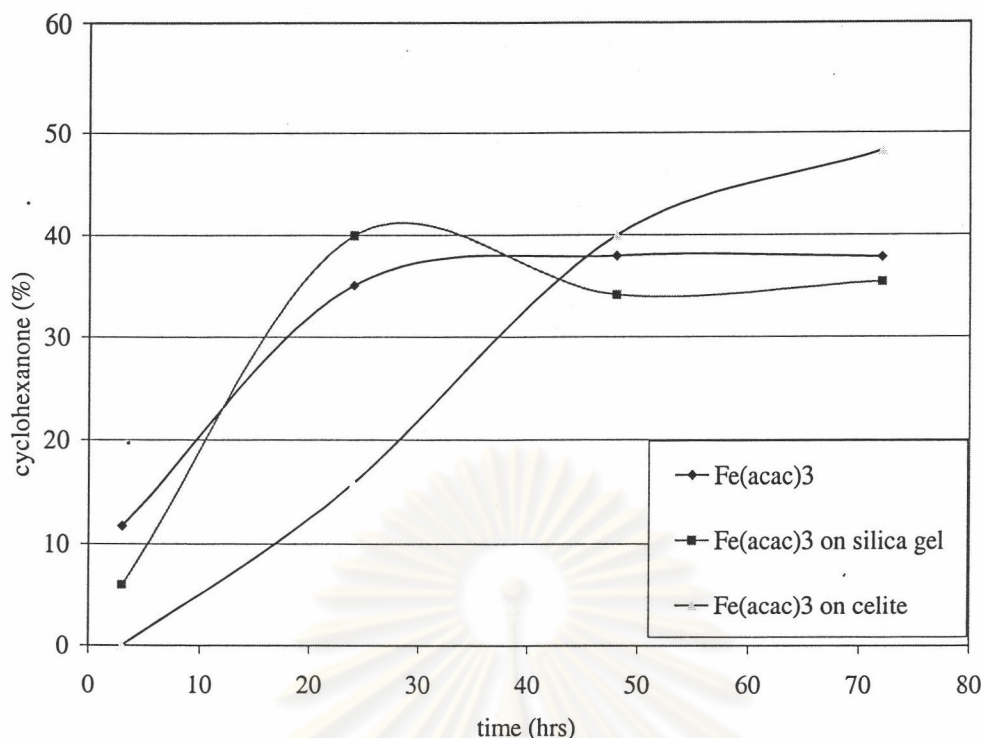


Fig.3.5 Comparative study on cyclohexanol oxidation catalysed by $\text{Fe}(\text{acac})_3$, $\text{Fe}(\text{acac})_3$ on silica gel and $\text{Fe}(\text{acac})_3$ on celite

The results addressed in Table 3.9 and Fig 3.5 revealed that $\text{Fe}(\text{acac})_3$ and $\text{Fe}(\text{acac})_3$ on silica gel provided similar results. The use of $\text{Fe}(\text{acac})_3$ on celite as a catalyst gave interesting result. In the initial step, the rate seemed to be slower than those systems using the other two catalysts. However, the yield of the desired product was reached approximately 50% yield after the reaction time was carried out for three days.

3.2.9 Effect of the second addition of TBHP on cyclohexanol oxidation

In order to improve the yield of cyclohexanone, the attempt to add the second portion of TBHP (10 mmol) was conducted. The progress of the oxidation reactions catalysed by both $\text{Fe}(\text{acac})_3$ and $\text{Fe}(\text{acac})_3$ on silica gel were monitored at 3 and 24 hours intervals. The results are presented as illustrated in Table 3.10.

Table 3.10 Effect of the second addition of TBHP on cyclohexanol oxidation

| Entry | Time (hrs) | Cyclohexanone (%) | |
|-------|--------------------------|-----------------------|-------------------------------------|
| | | Fe(acac) ₃ | Fe(acac) ₃ on silica gel |
| | 1 st addition | | |
| 1 | 3 | 17.40 | 6.00 |
| 2 | 24 | 48.60 | 61.30 |
| | 2 nd addition | | |
| 3 | 24+3 | 60.20 | 58.30 |
| 4 | 24+24 | 69.10 | 67.60 |

Reaction conditions: cyclohexanol (10 mmol), catalyst (0.25 mmol), pyridine (28 mL), acetic acid (2.3 mL), TBHP (10 mmol) at 60°C

The attempt of the addition of the second portion of TBHP gave good results. The cyclohexanone was produced almost twice upon the addition of the oxidant utilizing either Fe(acac)₃ or Fe(acac)₃ on silica gel.

3.2.10 Further study on Fe(acac)₃ on silica gel catalysed cyclohexanol oxidation

Based upon the observation that the solution of the oxidation catalysed by Fe(acac)₃ on silica gel turned to be brown during the reaction proceeded, the assumption that iron complex may not impregnate on silica gel was conceivable. To prove this assumption, the cyclohexanol oxidation was performed as described in the general procedure. The catalyst was then filtered off to yield the solid part, designated as portion **A**. The brown filtrate was named as portion **B**. These two fractions were then put back to the oxidation reaction of cyclohexanol. The results are shown as presented in Table 3.11.

Table 3.11 The cyclohexanol oxidation catalysed by Fe(acac)₃ on silica gel

| Entry | Reaction conditions | Cyclohexanone (%) | Mass balance |
|-------|---|-------------------|--------------|
| 1 | Fe(acac) ₃ on silica gel, Without TBHP, 3 hrs | 4.10 | 115.78 |
| 2 | Portion A, 3 hrs | 3.28 | 95.71 |
| 3 | Portion A, 24 hrs | 30.82 | 118.17 |
| 4 | Portion B, 3 hrs | 4.29 | 79.25 |
| 5 | Portion B, 24 hrs | 9.03 | 113.04 |

Reaction conditions: cyclohexanol (10 mmol), catalyst (0.25 mmol), pyridine (28 mL), acetic acid (2.3 mL), TBHP (10 mmol) at 60°C

It was clearly visualized from Table 3.11 that Fe(acac)₃ was still stuck on the support, silica gel. The oxidation employing in filtered solid portion A could still be used as a catalyst in the reaction. The filtrate B could also assist the cyclohexanol oxidation, but in a lesser extent. Thus, Fe(acac)₃ on silica gel could be utilized as a good iron catalyst on support.

3.2.11 Effect of doped silica gel on cyclohexanol oxidation

Another type of iron catalyst on support, doped silica gel was investigated. Sal-*o*-phen on doped silica gel complexed with Fe(II) was utilized as a catalyst. The comparative results of cyclohexanol oxidation using Fe sal-*o*-phen (11) and Fe sal-*o*-phen on doped silica gel (22) are illustrated as presented in Table 3.12.

ศูนย์วิทยทรัพยากร
จุฬาลงกรณ์มหาวิทยาลัย

Table 3.12 Comparative study between Fe sal-*o*-phen and Fe sal-*o*-phen on doped silica gel catalysed cyclohexanol oxidation

| Entry | Catalyst | Cyclohexanone (%) | | | | | | |
|-------|----------|-------------------|-------|-------|-------|--------|--------|--------|
| | | 2 hrs | 4 hrs | 6 hrs | 8 hrs | 24 hrs | 48 hrs | 72 hrs |
| 1 | (11) | trace | trace | trace | trace | trace | trace | 9.16 |
| 2 | (22) | trace | 8.61 | 10.73 | 12.04 | 25.19 | 31.65 | 36.87 |

Reaction conditions: cyclohexanol (10 mmol), catalyst (0.025 mmol), pyridine (28 mL), acetic acid (2.3 mL), TBHP (10 mmol) at 60°C

(11) Fe sal-*o*-phen

(22) Fe sal-*o*-phen on doped silica gel

From Table 3.12, it was clearly revealed that the reaction catalysed by (22) provided superior results. The reaction took place more rapidly than that without support. This interesting results are still called for further thorough investigation.

3.3 Oxidation of benzyl alcohol

Benzyl alcohol could be oxidized to its corresponding carbonyl compound, benzaldehyde, by suitable conditions. There are many reports involving the oxidation reaction of benzyl alcohol. In general, product derived from the oxidation of benzyl alcohol was mainly benzaldehyde. Other products may include benzoic acid, carbon dioxide, benzene and toluene in small amount.³⁸ From previous literature, it was reported that hydrogen peroxide (H₂O₂) was investigated in the alcohol oxidation using heteropolyacid in conjunction with phase transfer catalysts in oxidation of benzyl alcohol yielding benzaldehyde.³⁹ Moreover, oxygen molecule was also widely used under this particular reaction. It was reported that the oxidation of benzyl alcohol occurred over pumice supported bimetallic and monometallic Pd and Ag catalysts.

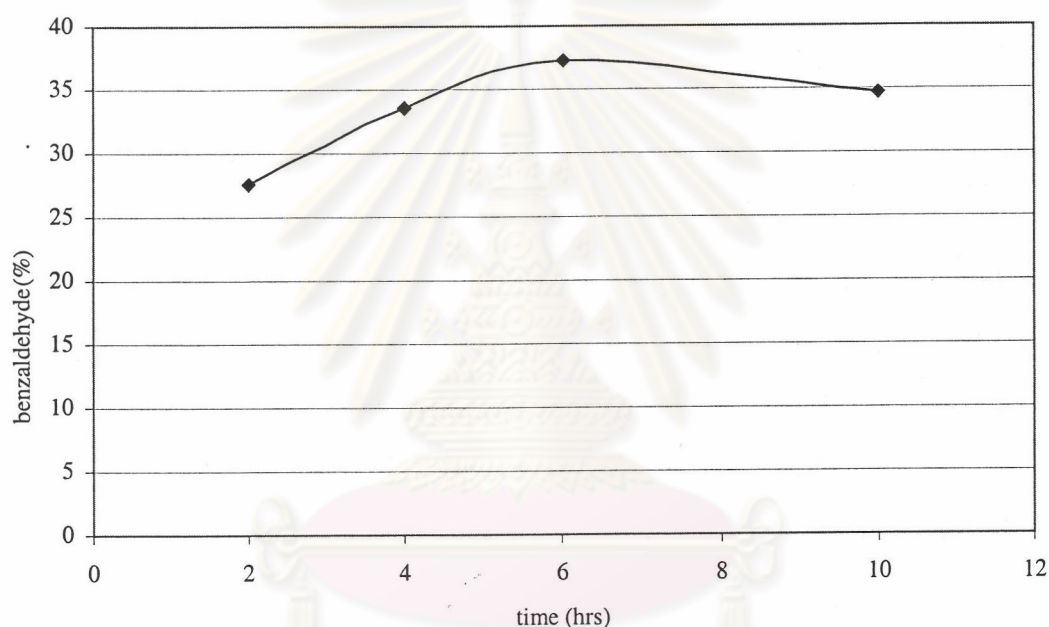
3.3.1 Effect of reaction time on benzyl alcohol oxidation

The effect of reaction time on benzyl alcohol oxidation was investigated. The results are illustrated in Table 3.13.

Table 3.13 Kinetic study on benzyl alcohol oxidation

| Entry | Time (hrs) | Product (%) | | Mass balance |
|-------|------------|--------------|--------------------------|--------------|
| | | Benzaldehyde | Recovered Benzyl alcohol | |
| 1 | 2 | 27.51 | 60.16 | 87.67 |
| 2 | 4 | 33.54 | 53.78 | 87.32 |
| 3 | 6 | 37.24 | 48.18 | 85.42 |
| 4 | 10 | 34.68 | 49.28 | 83.96 |

Reaction conditions: Benzyl alcohol (10 mmol), $\text{FeCl}_3 \cdot 6\text{H}_2\text{O}$ (0.25 mmol), pyridine (28 mL), acetic acid (2.3 mL), TBHP (10 mmol) at 60°C

**Figure 3.6** Kinetic results on benzyl alcohol oxidation

From Table 3.13 and Fig. 3.6, the major product attained from the reaction was benzaldehyde. The oxidation reaction proceeded quite rapidly. However, the mass balance of the reaction was approximately 85%. This implied that perhaps another oxidized product, benzoic acid which derived from the further oxidation of benzaldehyde was taken place.

3.3.2 Effect of type of catalyst on benzyl alcohol oxidation

Some iron complexes were employed as catalyst in oxidation of benzyl alcohol. The results are illustrated as shown in Table 3.14.

Table 3.14 Effect of type of catalyst on benzyl alcohol oxidation

| Catalyst | Benzaldehyde | | Recovered benzyl alcohol | | Mass balance |
|--|--------------|--------|--------------------------|--------|--------------|
| | 3 hrs | 24 hrs | 3 hrs | 24 hrs | |
| Fe sal- <i>o</i> -phen | 27.72 | 29.16 | 62.84 | 55.87 | 85.03 |
| Fe sal- <i>o</i> -phen (pyridine) ₄ | 29.19 | 30.03 | 66.23 | 68.35 | 98.38 |
| Fe salen(pyridine) ₄ | 26.92 | 27.28 | 61.39 | 55.60 | 82.88 |
| FeCl ₃ ·6H ₂ O | 22.86 | 27.81 | 49.90 | 53.96 | 81.77 |

Reaction conditions: Benzyl alcohol (10 mmol), catalyst (0.25 mmol), pyridine (28 mL), acetic acid (2.3 mL) at 60°C

Four different iron complexes were used as a catalyst in the oxidation of benzyl alcohol. It was observed that the reaction took place rapidly: however, the amount of benzaldehyde attained was not different.

3.3.3 Effect of supported catalyst on benzyl alcohol oxidation

The comparative study on the oxidation of benzyl alcohol using iron complexes and iron catalyst on support was carried out. The results are illustrated as shown in Table 3.15.

Table 3.15 Oxidation of benzyl alcohol catalysed by supported catalyst

| Catalyst | Benzaldehyde | | Recovered benzyl alcohol | |
|--|--------------|--------|--------------------------|--------|
| | 3 hrs | 24 hrs | 3 hrs | 24 hrs |
| FeCl ₃ ·6H ₂ O on silica gel | 28.44 | 28.66 | 62.14 | 48.97 |
| Fe(NO ₃) ₃ ·9H ₂ O on silica gel | trace | 28.91 | 110.81 | 55.29 |

Reaction conditions: Benzyl alcohol (10 mmol), catalyst (0.25 mmol), pyridine (28 mL), acetic acid (2.3 mL), TBHP (10 mmol) at 60°C

From the results presented in Table 3.15, it was noticed that $\text{FeCl}_3 \cdot 6\text{H}_2\text{O}$ on silica gel could catalyze the oxidation reaction much more efficient than $\text{Fe}(\text{NO}_3)_3 \cdot 9\text{H}_2\text{O}$ on silica gel.

To ensure that silica gel was a good support for $\text{FeCl}_3 \cdot 6\text{H}_2\text{O}$, a set of experiments was carried out. The oxidation reaction was performed in the presence of $\text{FeCl}_3 \cdot 6\text{H}_2\text{O}$, but in the absence of TBHP for 6 hrs. Only trace amount of oxidized product was obtained from this reaction. The catalyst was then filtered and resubmitted to the oxidation reaction with the addition of TBHP 10 mmol. Benzaldehyde was still observed as small amount. On the contrary, the filtrate from the previous reaction could catalyze the oxidation of benzyl alcohol. Benzaldehyde was detected in the amount comparable with the normal oxidation reaction performed. Consequently, it could be concluded that $\text{FeCl}_3 \cdot 6\text{H}_2\text{O}$ did not impregnate on silica gel well compared with $\text{Fe}(\text{acac})_3$ as previous discussed (section 3.2.10).

3.4 Oxidation of 2-octanol

The product derived from the oxidation of 2-octanol is 2-octanone. Different conditions such as temperature, the amount of substrate, and the amount of catalyst, type of solvent or stirring speed affected on the product yield. The oxidation of 2-octanol was reported employing molecular oxygen and *N*-hydroxyphthalimide in the presence of a Co species. The reaction proceeded with high efficiency at 70°C yielding 2-octanone in high yield.⁴⁰ Various catalysts were utilizing in the oxidation of 2-octanol, *i.e.*, silica supported NiO_2 , MnO_2 , Fe_2O_3 , ZnO , titanium dioxide supported on silica gel and 0.5 %wt palladium/alumina catalysed in the reaction at 80-140°C and 75-125 bar of oxygen.⁴¹ In this study, various iron complexes were screened to search for a potential catalyst for the oxidation reaction of 2-octanol. The results are presented as shown in Table 3.16.

Table 3.16 Effect of type of catalysts on 2-octanol oxidation

| Catalyst | 2-Octanone (%) | | Recovered 2-Octanol (%) | | Mass balance at 24 hrs |
|---|----------------|--------|-------------------------|--------|------------------------|
| | 3 hrs | 24 hrs | 3 hrs | 24 hrs | |
| Fe salt | 21.32 | 36.68 | 73.49 | 74.28 | 110.96 |
| Fe sal- <i>o</i> -phen(pyridine) ₄ | 20.71 | 28.04 | 72.12 | 79.35 | 107.39 |
| Fe salen(pyridine) ₄ | 13.08 | 25.25 | 69.04 | 70.93 | 96.18 |
| Fe sal- <i>o</i> -phen | 13.72 | 30.53 | 62.11 | 67.03 | 97.56 |
| Fe(BZA) ₃ | 18.06 | 45.13 | 94.36 | 72.11 | 117.24 |

Reaction conditions: 2-octanol (10 mmol), catalyst (0.25 mmol), pyridine (28 mL), acetic acid (2.3 mL), TBHP (10 mmol) at 60°C

Among iron complexes investigated, Fe(BZA)₃ (**19**) was clearly revealed as a good candidate catalyst for 2-octanol oxidation. Fe salt (**12**) and Fe sal-*o*-phen(pyridine)₄ (**17**) were also found to catalyze this oxidation reaction with a good extent.

3.4.1 Effect of iron catalyst on support on 2-octanol oxidation

The comparative examination of the effect of iron complexes and iron catalyst on support on 2-octanol oxidation was carried out. The results are tabulated as shown in Table 3.17.

ศูนย์วิทยทรัพยากร
จุฬาลงกรณ์มหาวิทยาลัย

Table 3.17 Effect of supported catalysts on 2-octanol oxidation

| Catalyst | 2-Octanone (%) | | Recovered 2-Octanol (%) | | Mass balance at 24 hrs |
|--|----------------|--------|-------------------------|--------|------------------------|
| | 3 hrs | 24 hrs | 3 hrs | 24 hrs | |
| FeCl ₃ ·6H ₂ O | 15.26 | 29.55 | 69.90 | 51.26 | 80.81 |
| FeCl ₃ ·6H ₂ O on silica gel | 25.61 | 36.01 | 78.04 | 70.62 | 106.63 |
| Fe(NO ₃) ₃ ·9H ₂ O on silica gel | 10.41 | 30.90 | 85.42 | 51.78 | 82.68 |

Reaction conditions: 2-octanol (10 mmol), catalyst (0.25 mmol), pyridine (28 mL), acetic acid (2.3 mL), TBHP (10 mmol) at 60°C

The results shown above provided intriguing points. FeCl₃·6H₂O on silica gel could catalyze the oxidation reaction of 2-octanol very efficiently. The yield was superior to that attained from the other two oxidation systems (FeCl₃·6H₂O and Fe(NO₃)₃·9H₂O on silica gel). This finding may be due to the effect of support, silica gel assisted the reaction with FeCl₃·6H₂O.

3.5 Comparative efficiency of the oxidation reaction catalysed by iron salen supported on doped silica gel

The comparative study on the oxidation of three model alcohols: cyclohexanol, benzyl alcohol and 2-octanol catalysed by iron on doped silica gel was examined. The results are collected in Table 3.18.

Table 3.18 Comparative result from the oxidation of model alcohols catalysed by Fe salen on doped silica gel

| Time (hrs) | Product (%) | | |
|------------|---------------|--------------|------------|
| | Cyclohexanone | Benzaldehyde | 2-octanone |
| 2 | trace | trace | 4.56 |
| 4 | trace | trace | 4.57 |
| 6 | trace | trace | 5.03 |
| 8 | trace | trace | 3.75 |
| 24 | trace | trace | 4.90 |
| 48 | trace | 9.48 | 8.38 |

Reaction conditions: substrate (10 mmol), Fe salen on doped silica gel (0.025 mmol), pyridine (28 mL), acetic acid (2.3 mL) and TBHP (10 mmol) at 60°C

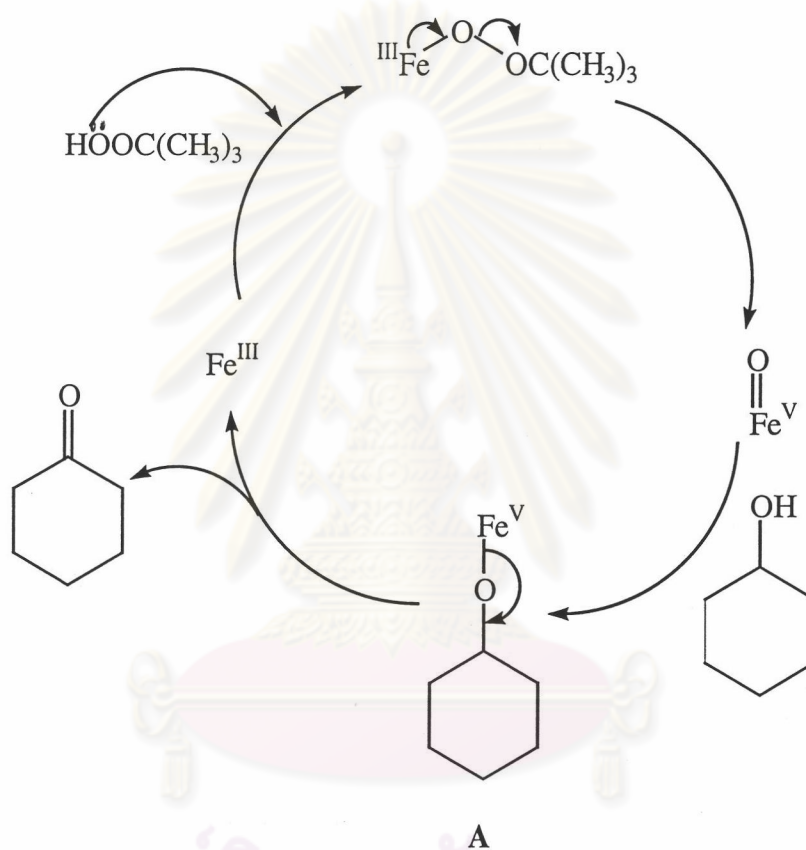
The results displayed in Table 3.18 revealed crucial points. Comparison with the results obtained when utilizing Fe sal-*o*-phen on doped silica gel, it was observed that the oxidation reaction proceeded more rapidly than that using Fe salen on doped silica gel. Considering the rate of the oxidation reactions with three model alcohols, it was clearly seen that 2-octanol could be easily oxidized under this particular condition. However, the rate of the reaction was far slower than the soluble iron catalysts.

For further application, the use of iron catalysts on support may be of advantages. The ease of separation of catalysts and desired products should be the attractive feature for this developed system.

ศูนย์วิทยทรัพยากร
จุฬาลงกรณ์มหาวิทยาลัย

3.6 Proposed mechanism for iron catalysed oxidation of alcohols

The mechanism of the iron catalysed oxidation of alcohols using TBHP as an oxidant was proposed as depicted in Scheme 3.1. The high valent iron species (formally $\text{Fe}^{\text{V}}=\text{O}$)⁴² was formed in the first step and responsible as a real oxidant for the oxidation of alcohol. The interaction between alcohol and high valent iron species would produce intermediate like A which would then be collapsed to the final product.



Scheme 3.1 The proposed mechanism for the iron catalysed oxidation of alcohol using TBHP as an oxidizing agent