



REFERENCES

1. Burkill, I.H., A Dictionary of the economic products of the malay peninsula, pp. 1468-1469, Art printing works, Kuala Lumpur, 1960.
2. Tantishaiyakul, V., Pummangura, S., and Chaichantipyuth, C., "Phebalosin from the bark of *Micromelum minutum*," Journal of natural products, 49, 180-181, 1986.
3. Tantivatana, P., Ruangrunsi, N., Vaisiroroj, V., Lankin, D.C., Bhacca, N.S., Borris, R.P., Cordell, G.A. and Johnson, L.F., "Microminutin, A novel cytotoxic coumarin from *Micromelum minutum* (Rutaceae)," Journal of organic chemistry, 48, 268-270, 1983.
4. Cassady, J.M., Ojima, N., Chang, C.J., and McLaughlin, J.L. "An investigation of the antitumor activity of *Micromelum integenum* (Rutaceae)." Journal of natural products, 42, 274-278, 1979.

5. Kong, Y.C., But, P.P.H., NG, K.H., LI, Q., Cheng, K.F., and Waterman, P.G., "Micremulum : A key genus in the chemosystematics of the Clauseneae," Biochemical systematics and ecology, 16, 485-489, 1988.
6. Croft, K.D. and Toia, R.F., "Coumarins from *Micumelum minutum*," Planta medica, 55, 401, 1989.
7. Gray, A.I. and P.G. Waterman, "Review coumarins in the Rutaceae," Phytochemistry, 17, 845-846, 1987.
8. Seshadri, T.R. and Vishwapaul, "Recent advance in naturally occuring coumarins," Journal of scientist industrial research, 32, 227-235, 1973.
9. Asao, T., G. Buchi, M.M. Abdel-Karder, S.B. Chang, E.L. Wick and G.N. Wogan, "Alfatoxins B and G", Journal of American Chemical Society, 85, 1706-1707, 1963.
10. Steck, W. and M. Mazurek, "Identification of Natural Coumarins by NMR Spectroscopy", Lloydia, 31, 418-439, 1972.

11. Taddon, A., and Rastogi, R.P., "Recent advances in Naturally Occuring Coumarins", Journal of Scientist Industrial Reserch, 38, 428-441, 1979.
12. Gray, A.Z., and Waterman, P.G., "Review Coumarins in the Rutaceae", Phytochemistry, 17, 845-864, 1978.
13. Brown, S.A., "Biosynthesis Studies on Coumarins", Planta Medica, 36, 299-310, 1979.
14. Murray, R.D.H., Mendez, J., and Brown, S.A., The Natural Coumarins, pp. 171-176, A Wiley-Interscience Publication, New York, 1982.
15. Althaus, I.W., Dolak, L., and Reusser, F., "Coumarins as Inhibitors of Bacterial DNA Gyrase". The Journal of Antibiotics, 16, 373-376, 1988.
16. Wehrli, F.W., Marchand, A.P., and Wehrli, S., Interpretation of Carbon-13 NMR Spectra, pp. 98-163, John Wiley & sons, Singapore, 2 th ed., 1989.

17. Freeman, R., and Hill, H.D.W., "Fourier Transform Study of NMR Spin-lattice Relaxation by Progressive Saturation", Journal of Chemical and Physics, 54, 3367-3377, 1971.
18. Grutzner, J.B., "Carbon 13 NMR Spectroscopy and its Application in Biological System", Journal of Natural Product, 35, 375-397, 1972.
19. Dewar, M.J.S., and Kirschner, S., "Alternative Pulse Carbon-13 and Proton Magnetic Resonance, An Alternative to Nuclear Off-Resonance Decoupling", Journal of the American Chemical Society, 93, 4294-4295, 1971.
20. Freeman, R., "Nuclear Magnetic Resonance Studies by the Fourier Transform Technique", Journal of Chemical and Physics, 53, 457-458, 1970.
21. Defome, A.E., Modern NMR Techniques for Chemistry Research, pp. 130-151, Pergamon, Oxford, 1987.
22. Jakobsen, H.J., Hansen, R.S., and Jakobsen, H.J., "Sensitivity Enhancement in ^{13}C FT NMR from Selective Population Transfer (SPT) in Molecules with Degenerate Proton Transitions", Journal of Magnetic Resonance, 15, 385-388, 1974.

23. Nagel, D.W., Pachler, K.G.R., Steyn, P.S., Vleggaar, R., and Wessels, P.L., "The Chemistry and C-13 NMR Assignments of Oxaline, A Novel Alkaloid from *Penicilium Oxalium*", Tetrahedron, 32, 2625-2631, 1976.
24. Benn, R., and Gunther, H., "Modern Pulse Methods in High-Resolution NMR Spectroscopy", Angewandte Chemie International, 22, 350-379, 1983.
25. Knoth, H.W., "Enhancement of Nuclear Magnetic Resonance Signals by Polarization Transfer", Journal of American Chemical Society, 101, 760-762, 1979.
26. Burum, D.P., Ernst, R.R., "Net Polarization Transfer via a J-Order State for Signal Enhancement of Low-Sensitivity Nuclei", Journal of Magnetic Resonance, 39, 163-168, 1980.
27. Walborsky, H.M., and Murari, M.P., "Sensitivity Enhancement in NMR Polarization Transfer Using the INEPT Pulse Sequence", Journal of American Chemical Society, 102, 428-429, 1980.

28. Christian, L.C., and Lallemand, J.Y., "Precise Carbon-13 NMR Multiplicity Determination", Journal of the Chemical Society Chemical Communication, 150-152, 1981.
29. Pegg, D.T., Doddrell, D.M., and Bendall, M.R., "Proton Polarization Transfer Enhancement of a Heteronuclear Spin Multiplet with Preservation of Phase Coherency and Relative Component Intensities", Journal of Chemical and Physics, 2745-2752, 1982.
30. Padwa, A., and Pulwer, M., "Assignment of Proton-Decoupling Carbon-13 NMR Spectra of Complex Molecules by Using Polarization Transfer Spectroscopy", Journal of American Chemical Society, 102, 6388-6390, 1980.
31. Sanders, J.K.M., and Hunter, B.K., Modern NMR Spectroscopy, pp. 252-258, Oxford University Press, Oxford, 1987.
32. Araham, R.J., Fisher, J., and Loftus, P., Introduction to NMR Spectroscopy, pp. 144-169, John Wiley & Sons, New York, 2 th ed., 1988.

33. Kemp, W., NMR in Chemistry, pp. 129-157, Macmillan, London, 1986:
34. Aue, W.P., Bartholdi, E. and Ernst, R.R., "Two Dimensional Spectroscopy. Application to Nuclear Magnetic Resonance", Journal of Chemical and Physics, 64, 2229-2246, 1976.
35. Muller, L., Kumar, A., and Ernst, R.R., "Two-Dimensional Carbon-13 NMR Spectroscopy", Journal of Chemical and Physics, 63, 5490-5491, 1975.
36. Freeman, R., and Hill, H.D.W., "High Resolution Study of NMR Spin Echoes", Journal of Chemical and Physics, 54, 301-313, 1971.
37. Bodenhausen, G., Freeman, R., Niedermeyer, R., and Turnur, D.L., "Double Fourier Transformation in High-Resolution NMR", Journal of Magnetic Resonance, 26, 133-164, 1977.
38. Bachmann, P., Aue, W.P., Muller, L., and Ernst, R.R., "Phase Separation in Two-Dimensional Spectroscopy", Journal of Magnetic Resonance, 28, 29-39, 1977.

39. Nagayama, K., Kumar, A., Wuthrich, K., and Ernst, R.R., "Experimental Techniques of Two-Dimensional Correlated Spectroscopy", Journal of Two-Dimensional Correlated Spectroscopy, Journal of Magnetic Resonance, 40, 321-334, 1980.
40. Bodenhausen, G., and Freeman, R., "Correlation of Proton and Carbon-13 NMR Spectra by Heteronuclear Two-Dimensional Spectroscopy", Journal of Magnetic Resonance, 28, 471-476, 1977.
41. Everett, J., and Tyler, J.W., "An Analysis of the ^1H and C-13 NMR Spectra of Erythromycin a Using Two Dimensional Methods", Journal of Chemical Society Perrin Trans I, 2599-2603, 1985.
42. Quisumbing, E., Medicinal Plants of the Philippines, pp. 462-463, Bureau of Printing, Manila, 1951.
43. Pelletier, S.W., Ghokshi, H.P., and Desai, H.K., "Seperation of Diterpenoid Alkaloids Mixture Using Vacuum Liquid Chromatography", Journal of Natural Product, 49, 892-900, 1986.

44. Lamberton, J.A., Price, J.R., and Redcliff, A.H.,
"Micromelin, A New Coumarin from *Micromelum
minutum* (Rutaceae)", Australian Journal of
Chemistry, 20, 973-979, 1967.
45. Bowen, I.H., and Christopher, K.P.W., "Alkaloids,
Coumarins and Flavonoids of *Micromelum
zeylanicum*", Phytochemistry, 21, 433-437,
1982.
46. Talapatra, S.K., Dutta, L.N., and Talapatra, B., "The
Structure and Stereochemistry of Murrangatin,
A New Monomeric Coumarin from *Murraya
elongata*", Tetrahedron, 29, 2811-2814, 1973.
47. Siverstein, R.M., Bassler, G.C., and Morrill, T.C.,
Spectrometric Identification of Organic
Compounds, pp. 20-21, John Wiley & Sons, New
York, 4 th ed., 1981.
48. Das, S., Baruah, R.H., Sharma, R.P., Barua, J.N.,
Kulanthaivel, P., and Herz, W., "7-Methoxy
Coumarins from *Micromelum
minutum*",
Phytochemistry, 23, 2317-2321, 1984.



APPENDIX

ศูนย์วิทยทรัพยากร
จุฬาลงกรณ์มหาวิทยาลัย

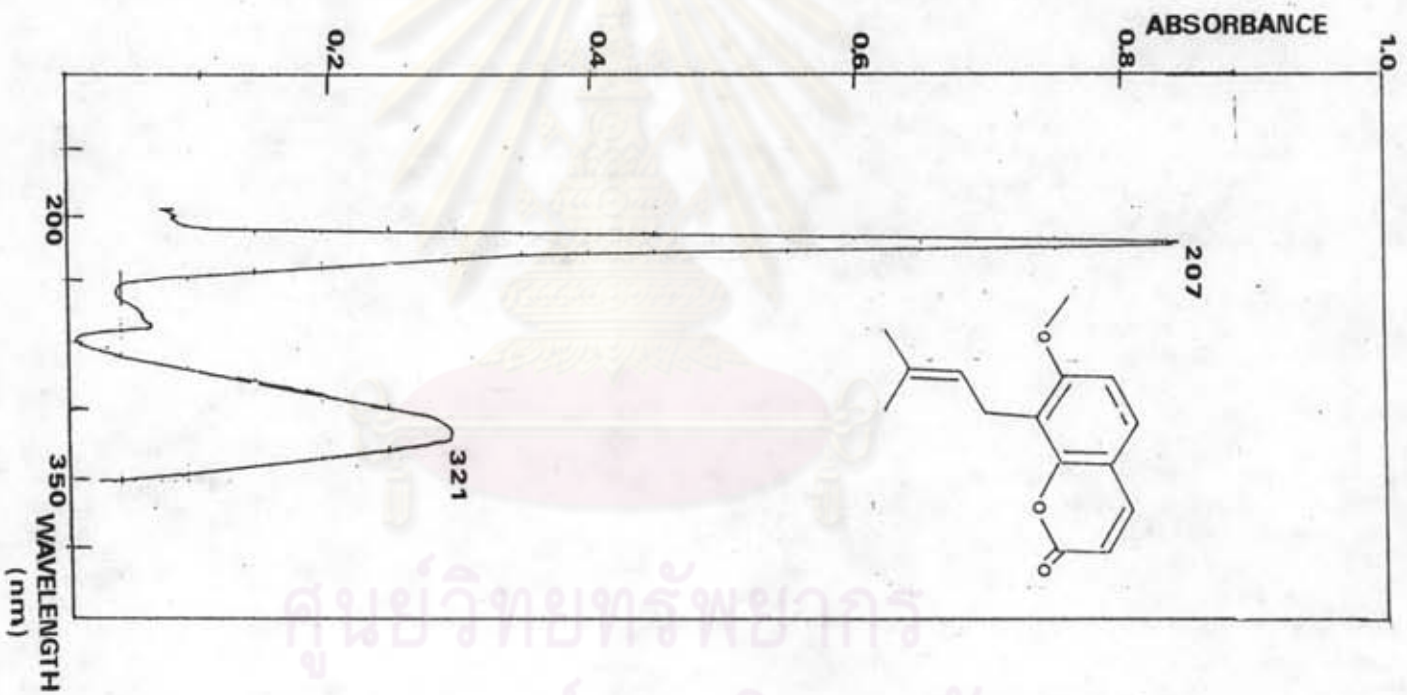


Figure 38 Ultraviolet absorption spectrum of Osthonolone

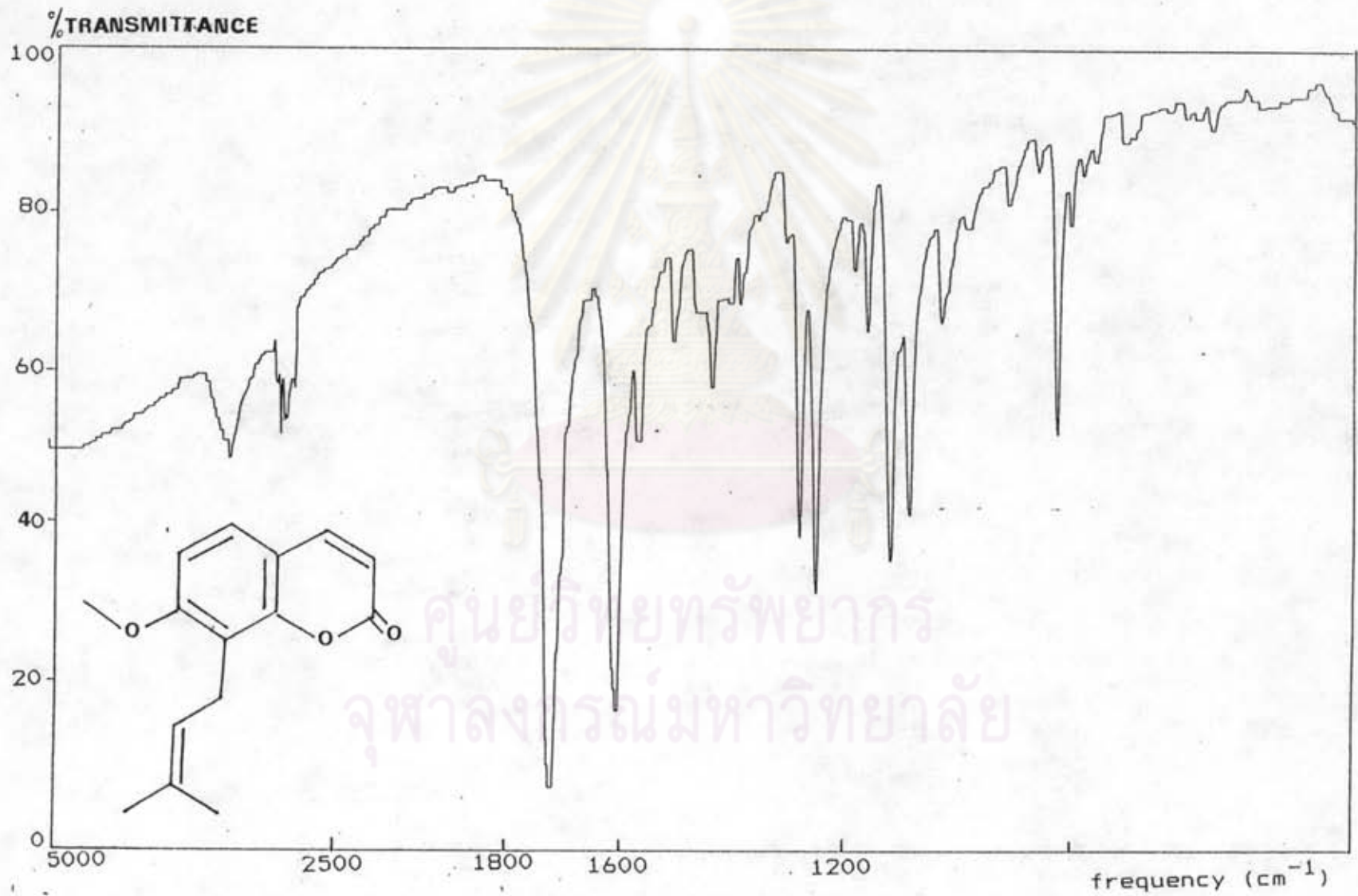


Figure 39 Infrared spectrum of Osthol (compound-I).

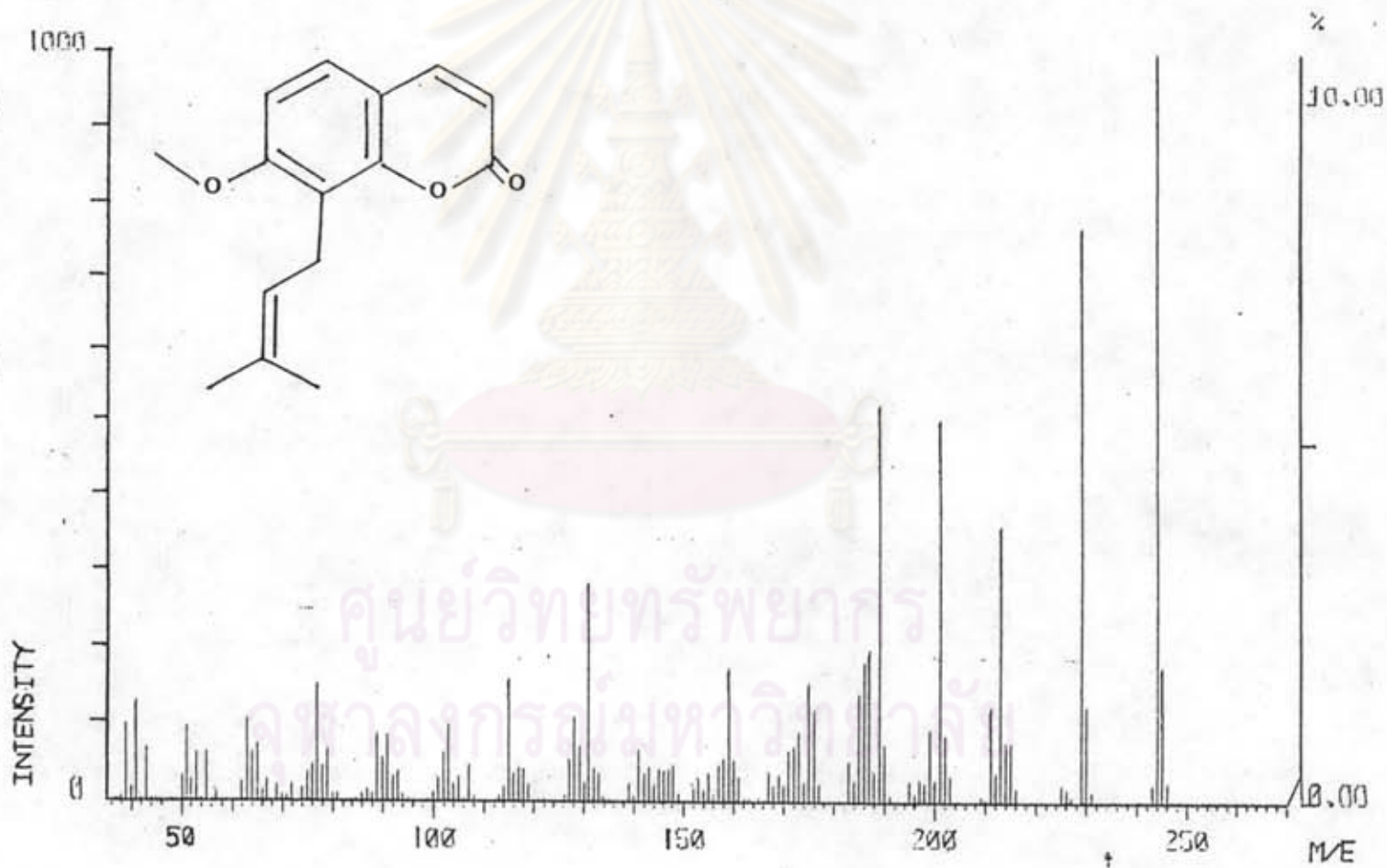


Figure 40 Mass spectrum of Osthol (compound-I).

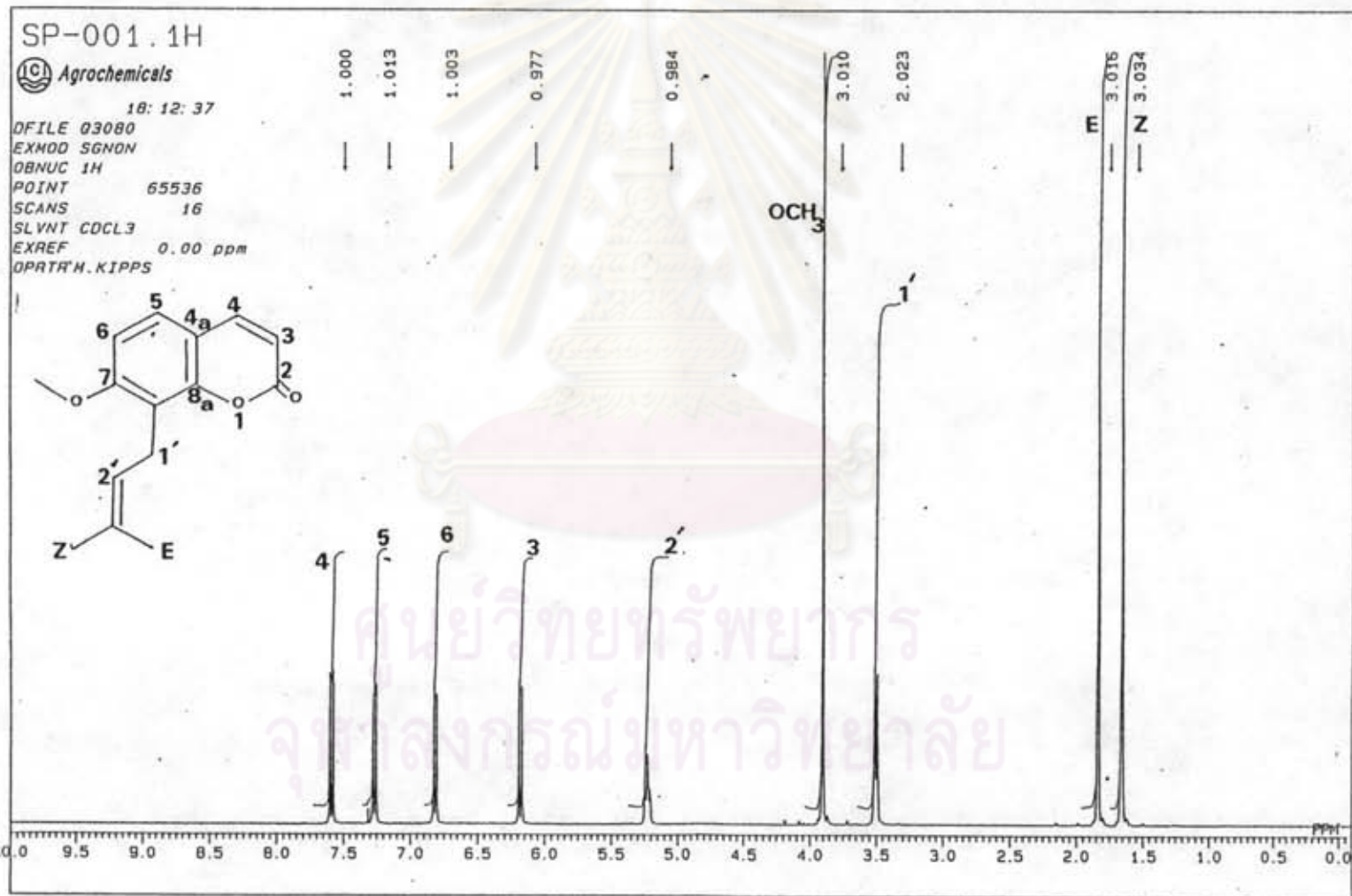


Figure 41 ¹H NMR spectrum of Osthol (compound-I).

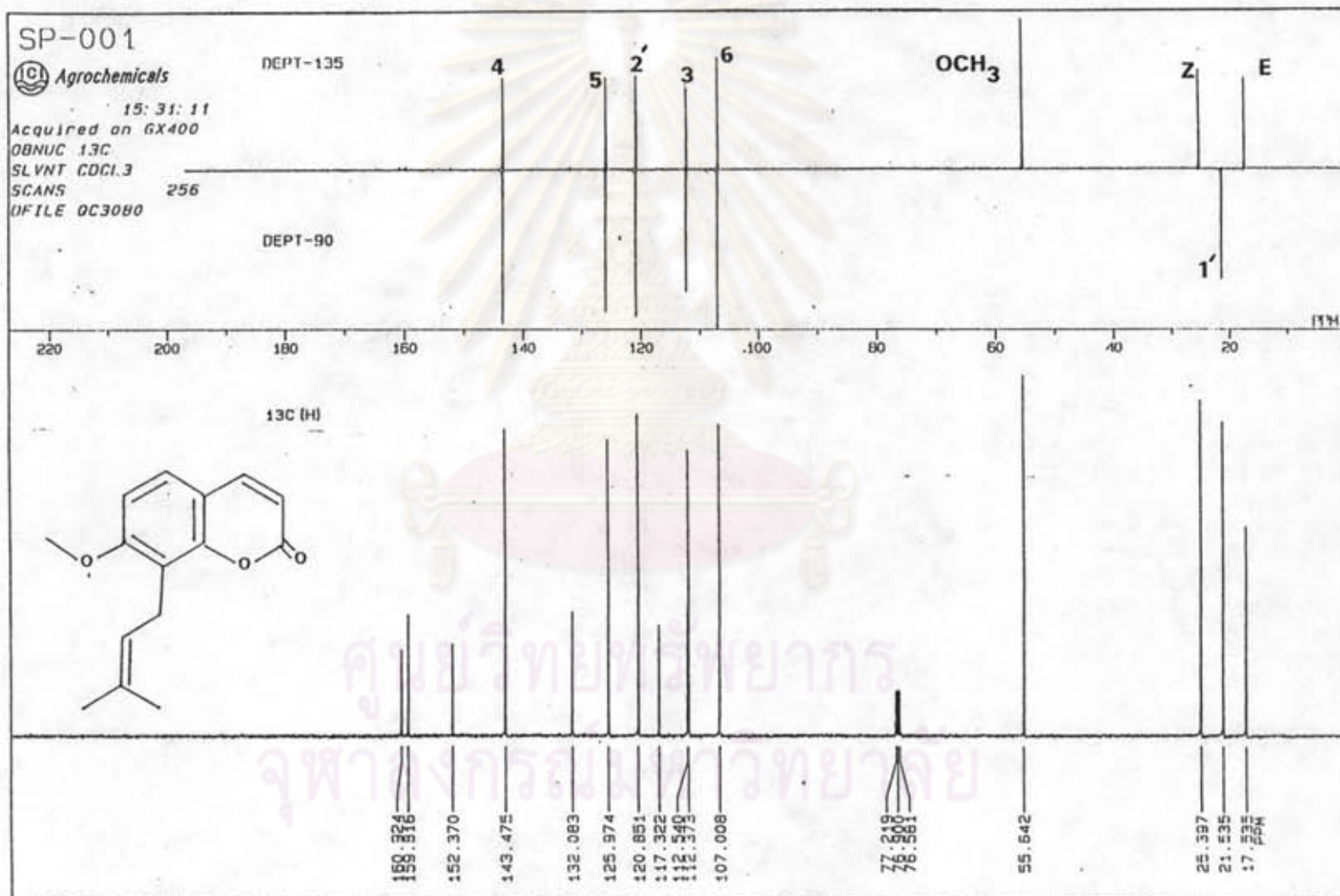


Figure 42 DEPT-90, DEPT-135 and ¹³C NMR spectra of Osthol (compound-I).

SP-001-Noesy



Figure 44 NOESY spectrum of Osthonol (compound-1).

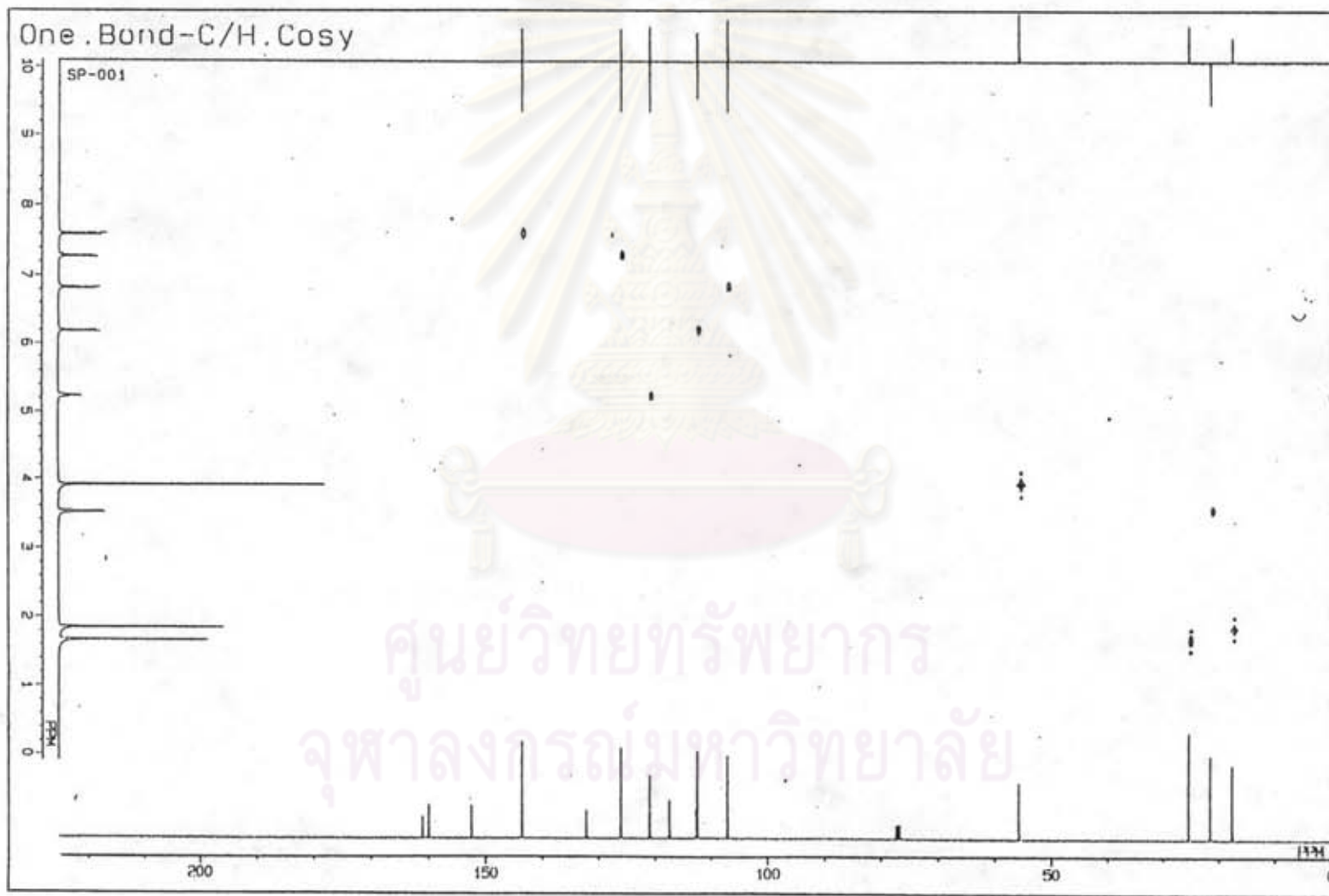


Figure 45 C-H COSY spectrum of Osthol (compound-I).

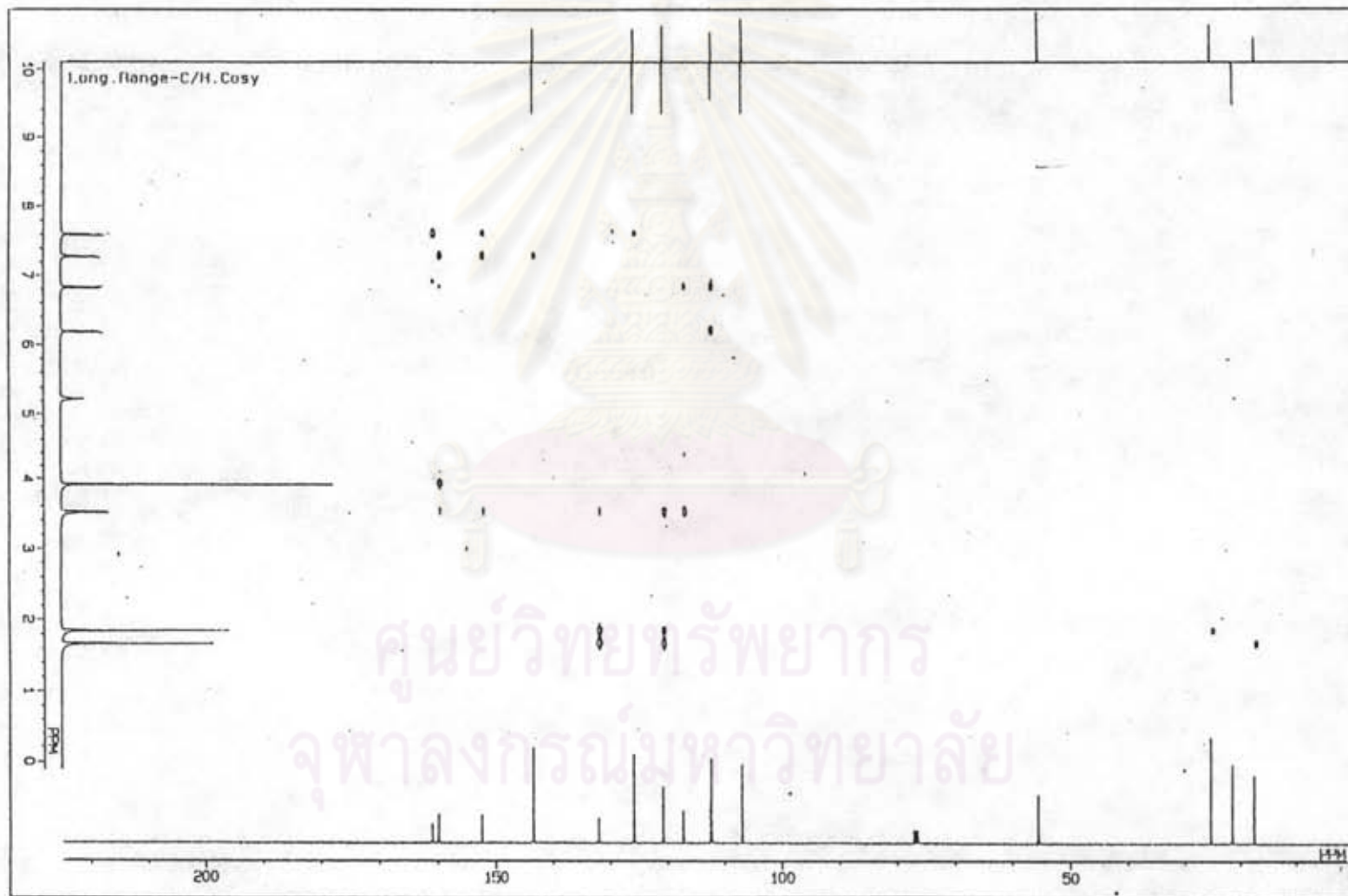


Figure 46 Long range C-H COSY spectrum of Osthol (compound-I).

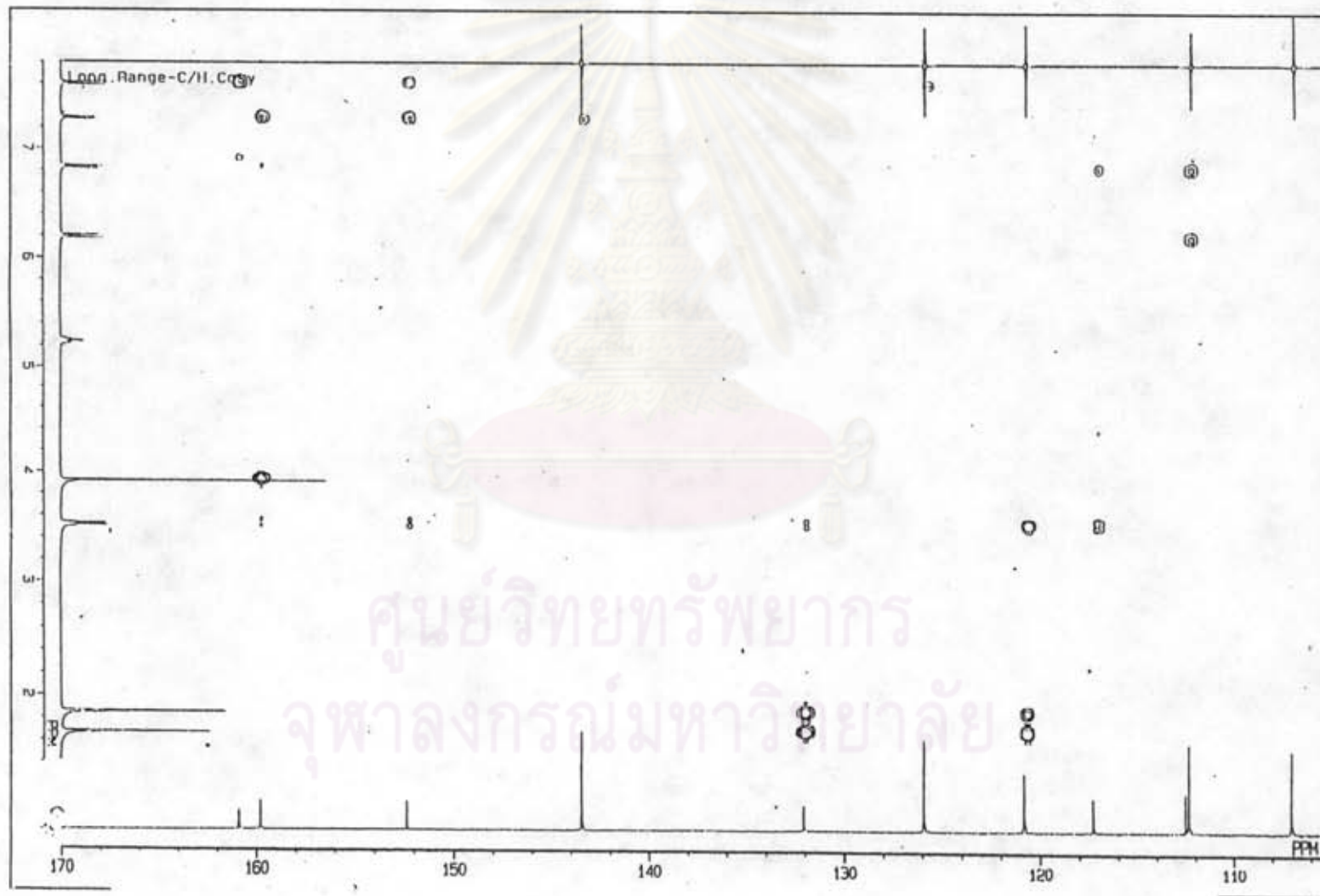


Figure 47 Long range C-H COSY spectrum of Osthol (compound-I).

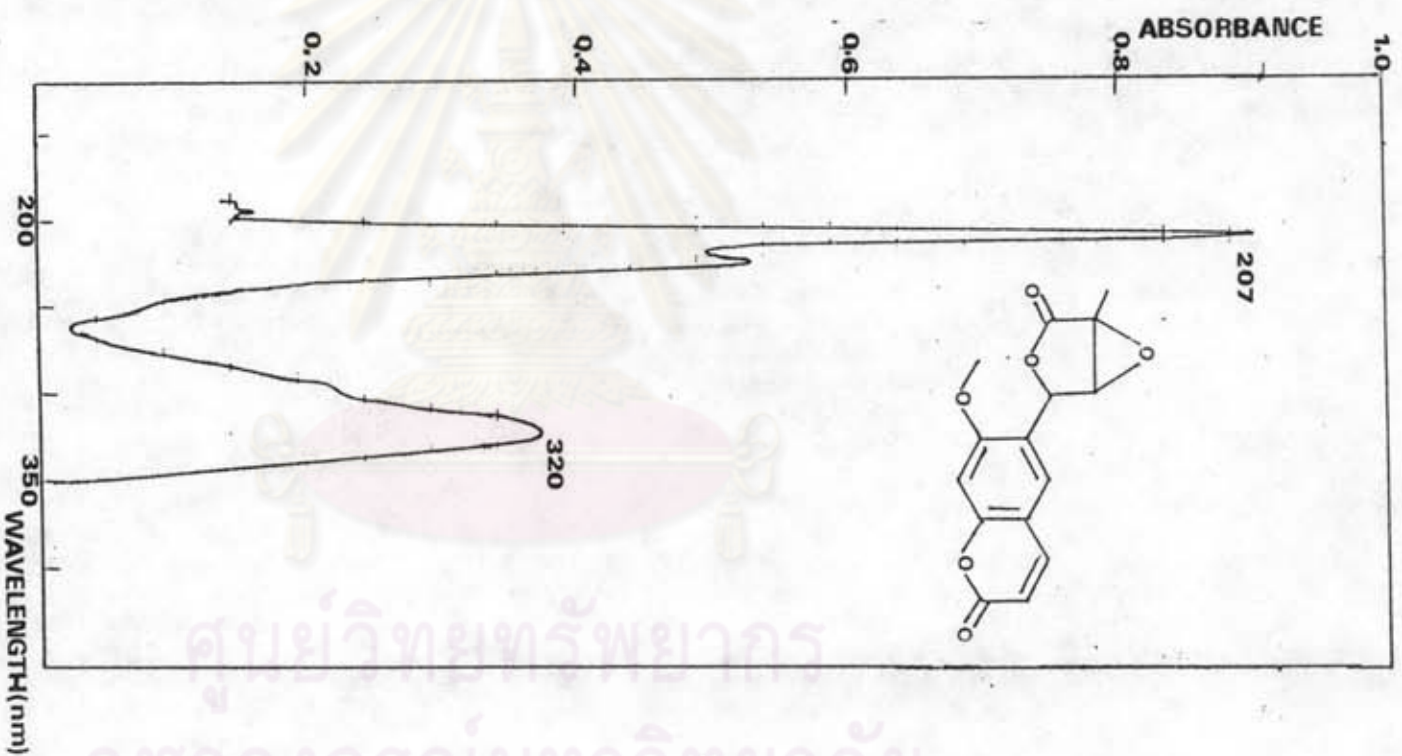
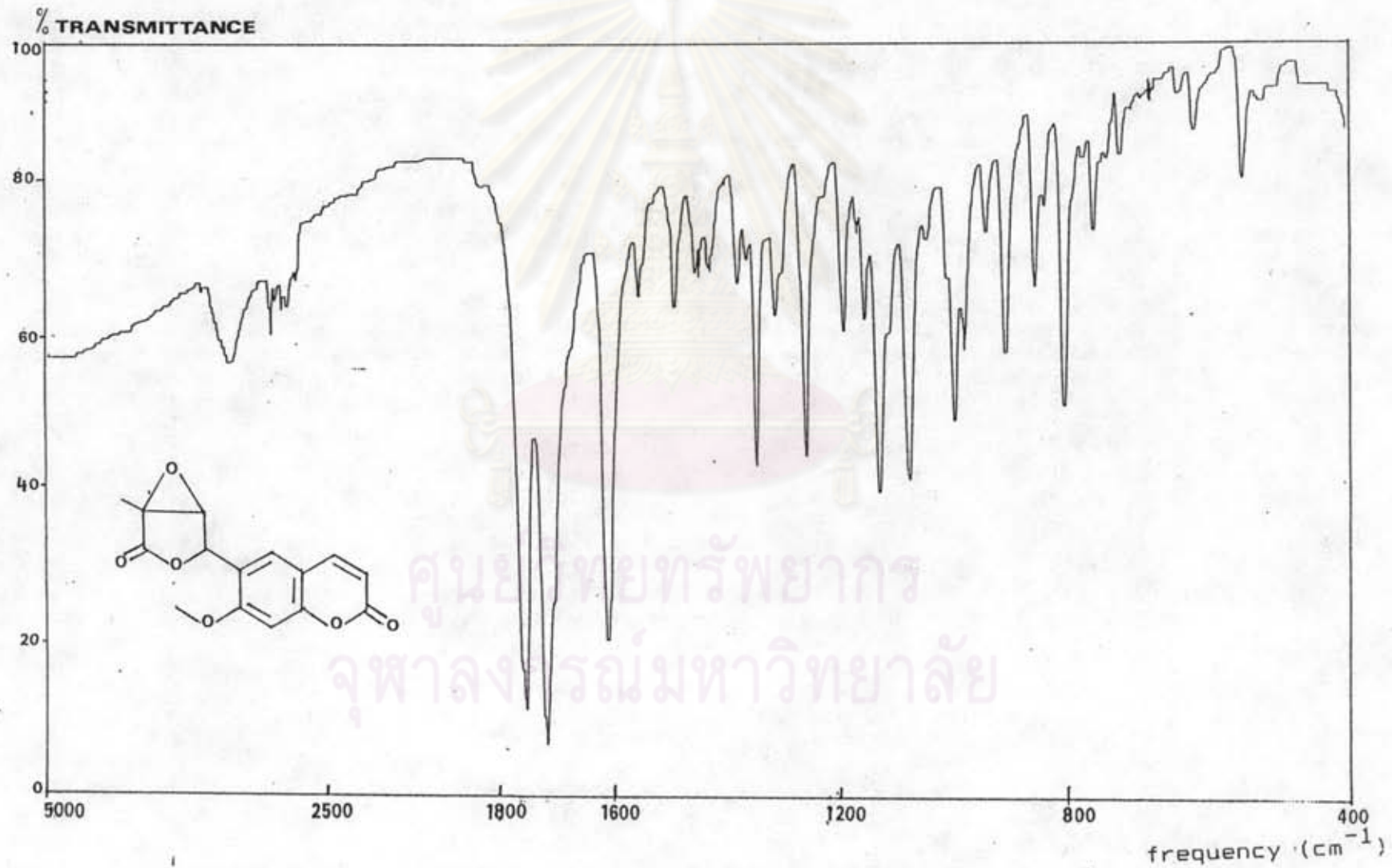


Figure 50

Ultraviolet absorption spectrum of Micromelin
(compound-II).



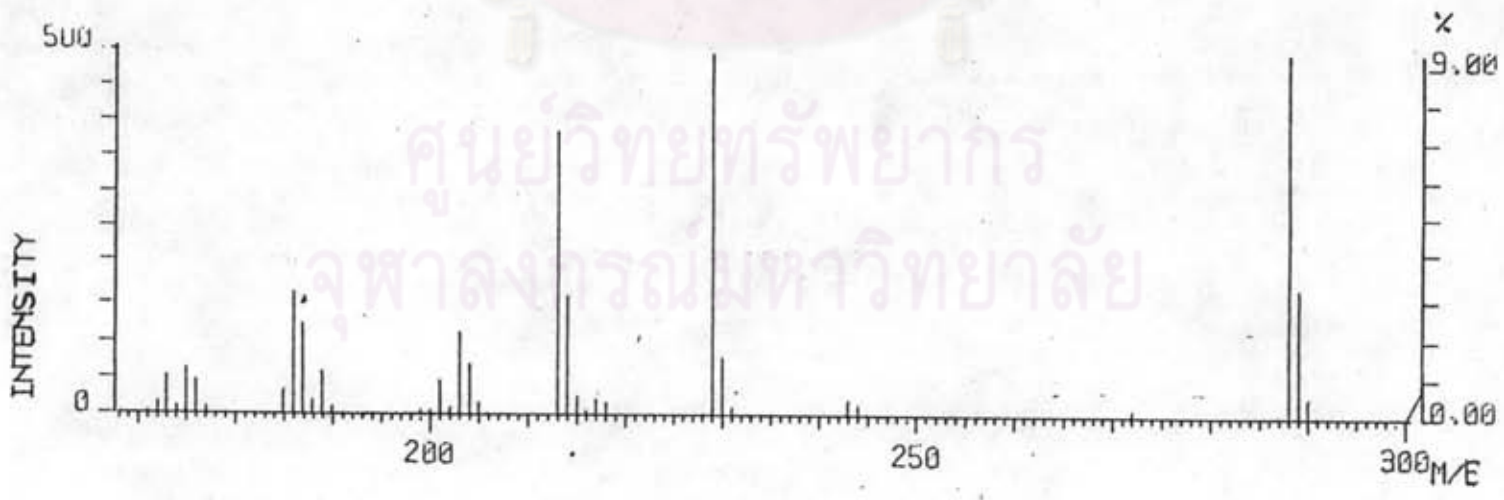
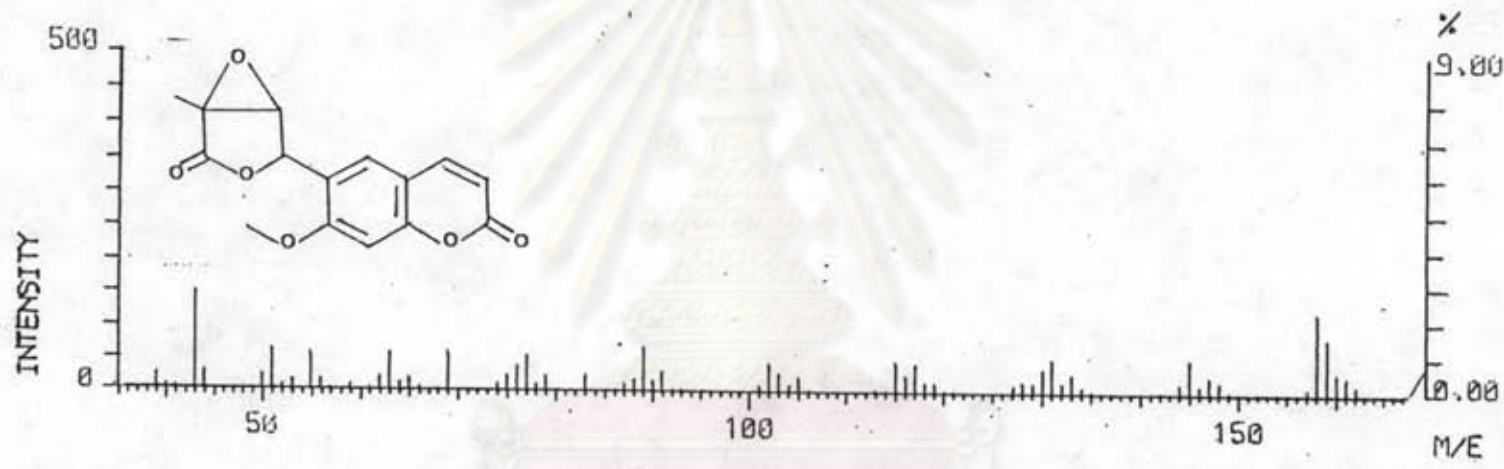
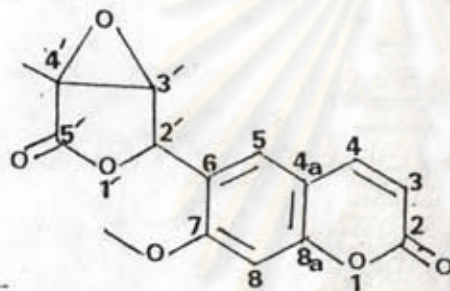


Figure 52 Mass spectrum of Micromelin (compound-II).

S.P.-M.MINUTUM

Agrochemicals

14:08:37
DFILE [100,120]06004
COMNT S.P.-M.MINUTUM
MENUF H5H20
EXMOD SGNCM
OBNUC 1H
POINT 65536
XE 4037.8000 Hz
SCANS 16
RGAIN 18
SLVNT CDCL3
EXREF 0.00 ppm
OPRTR H.KIPPS



OCH₃

CH₃

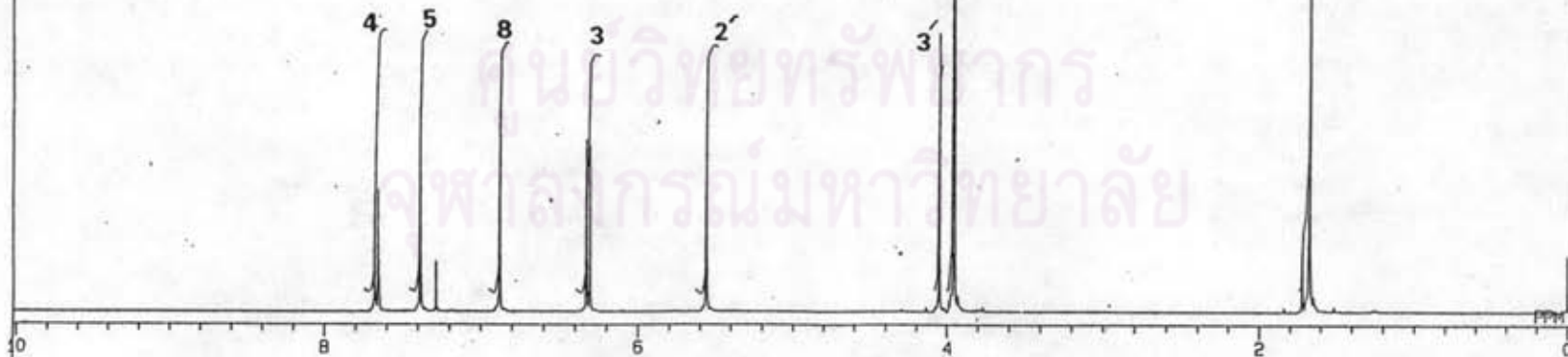


Figure 53 ¹H NMR spectrum of Micromalin (compound II)

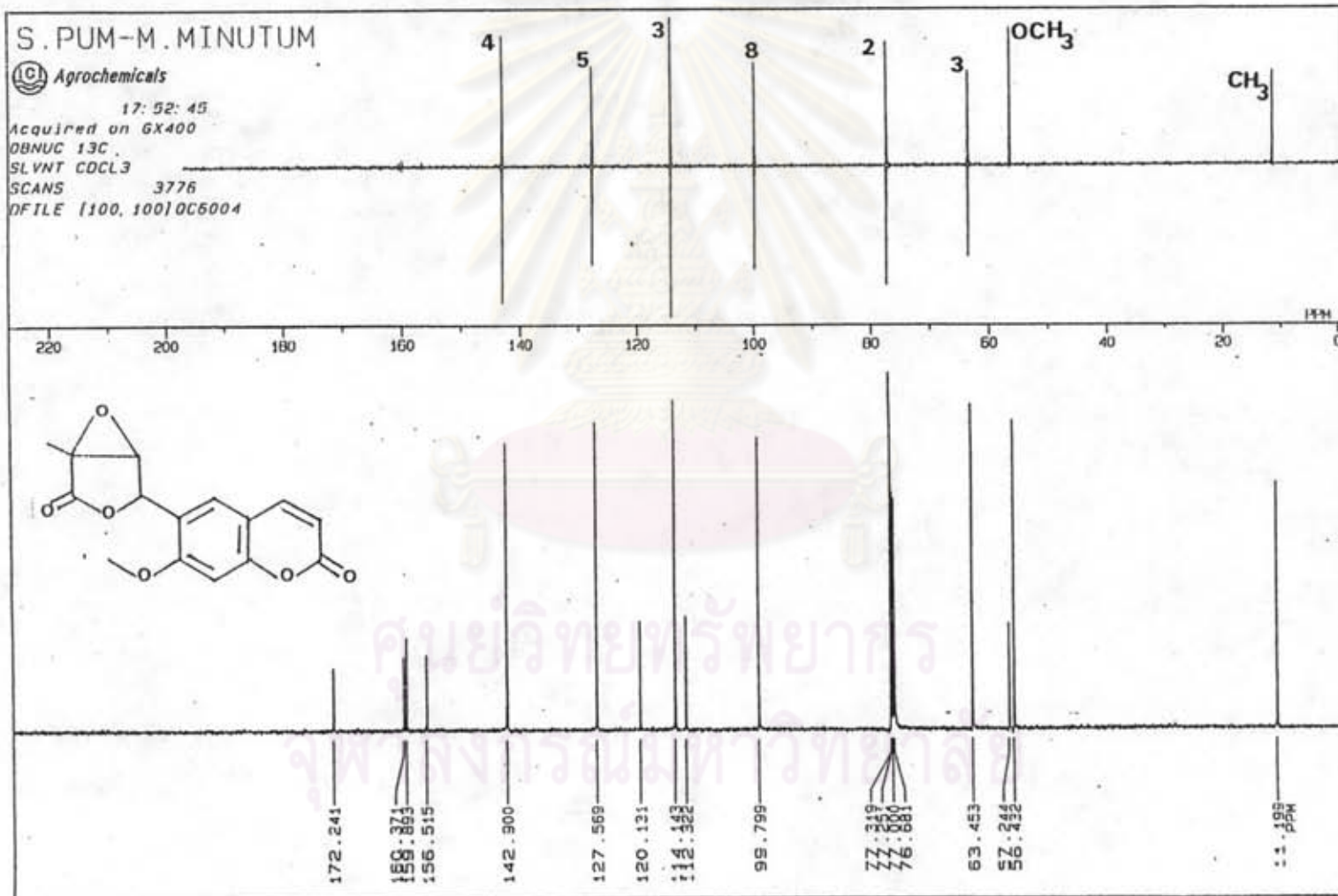


Figure 54 DEPT-90, DEPT-135 and ¹³C NMR spectra of Micromelin (compound-II).

S.P.-M. MINUTUM 1H-1H: COSY

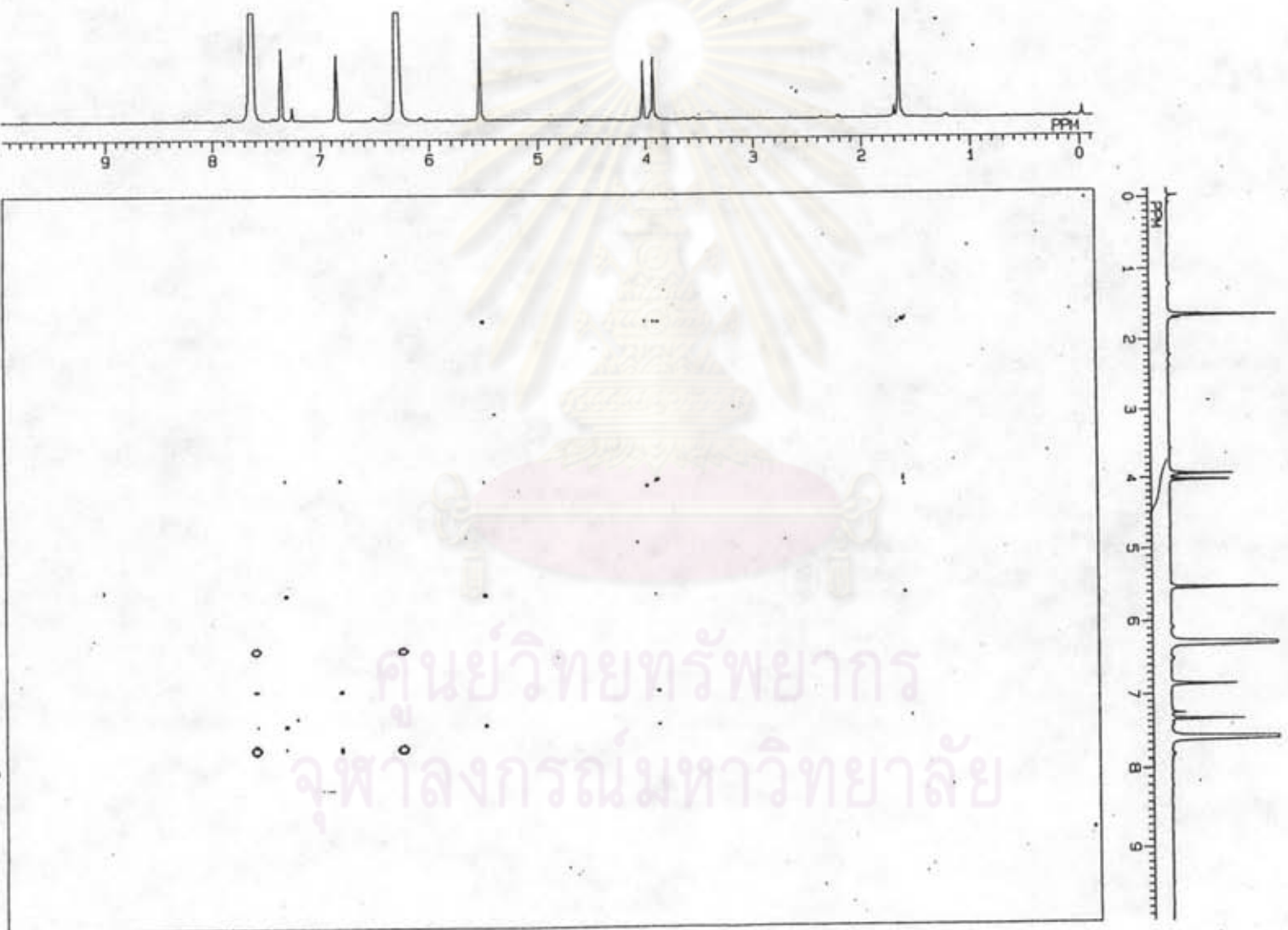


Figure 55

H-H COSY spectrum of Micromelin (compound-II).

ศูนย์วิทยทรัพยากร
จุฬาลงกรณ์มหาวิทยาลัย




Figure 56 NOESY spectrum of Micromelin (compound-II).


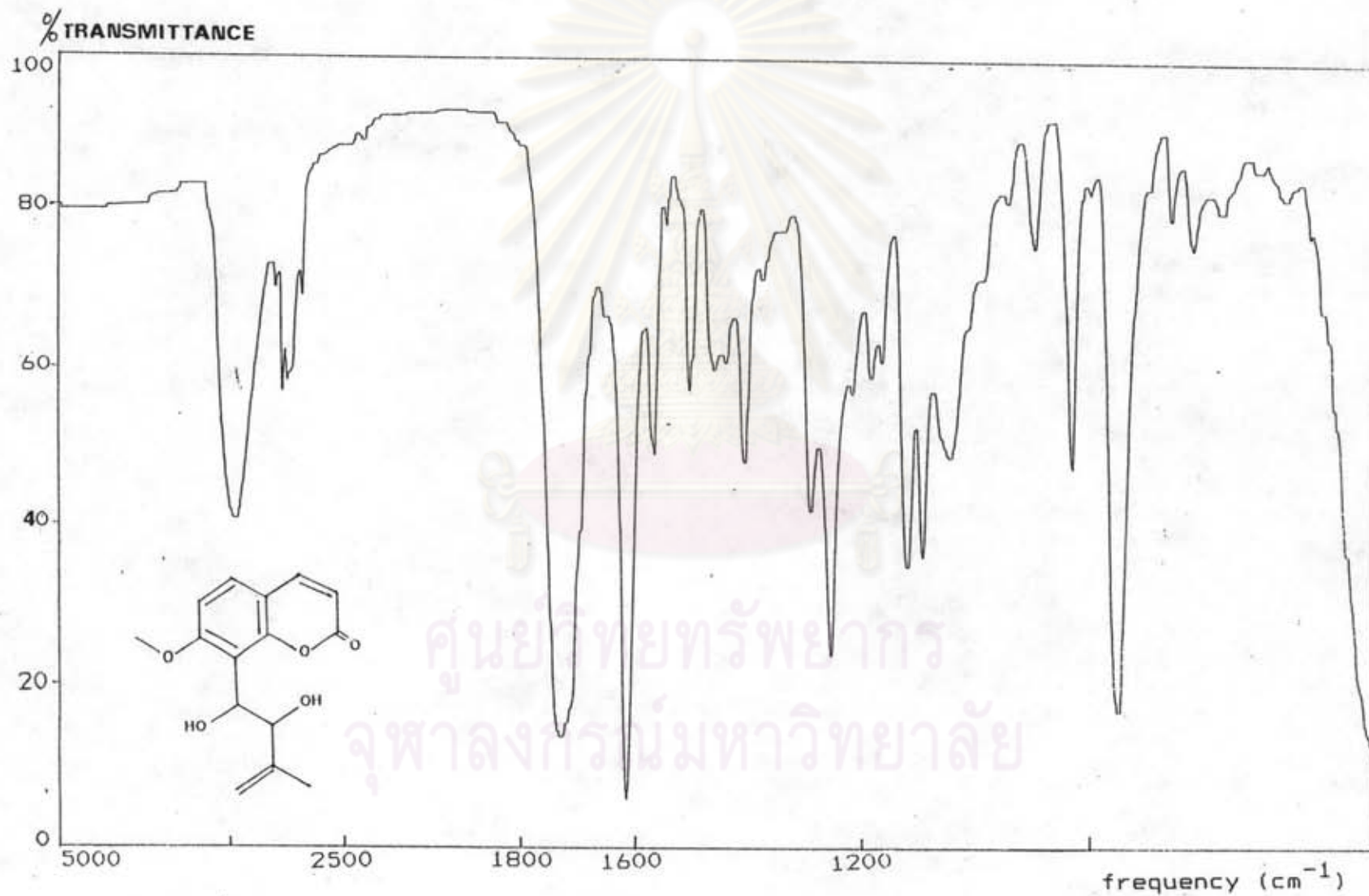


Figure 57 C-H COSY spectrum of Micromelin (compound-II).



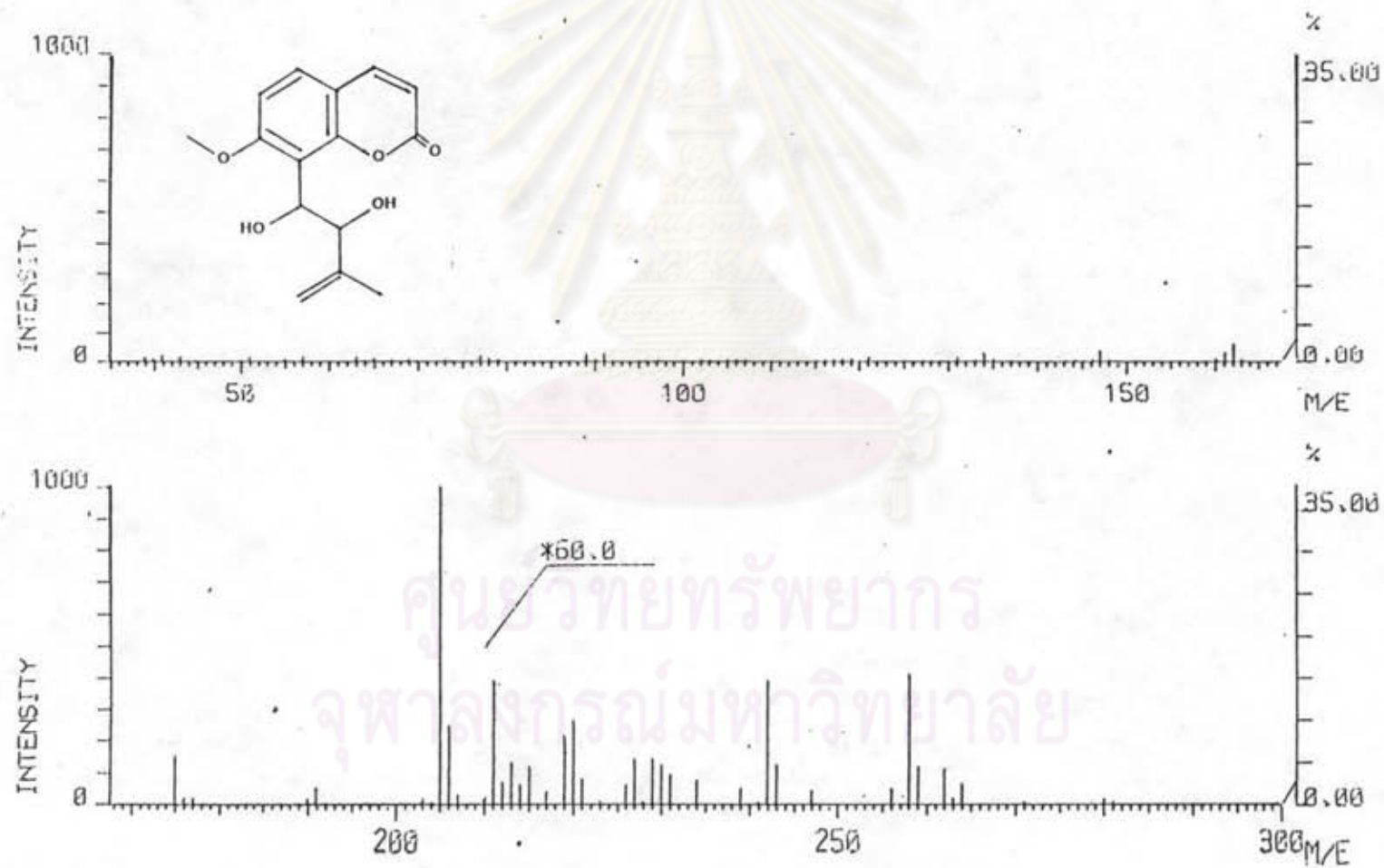



Figure 59 Mass spectrum of compound-III.



ศูนย์วิทยทรัพยากร
 จุฬาลงกรณ์มหาวิทยาลัย

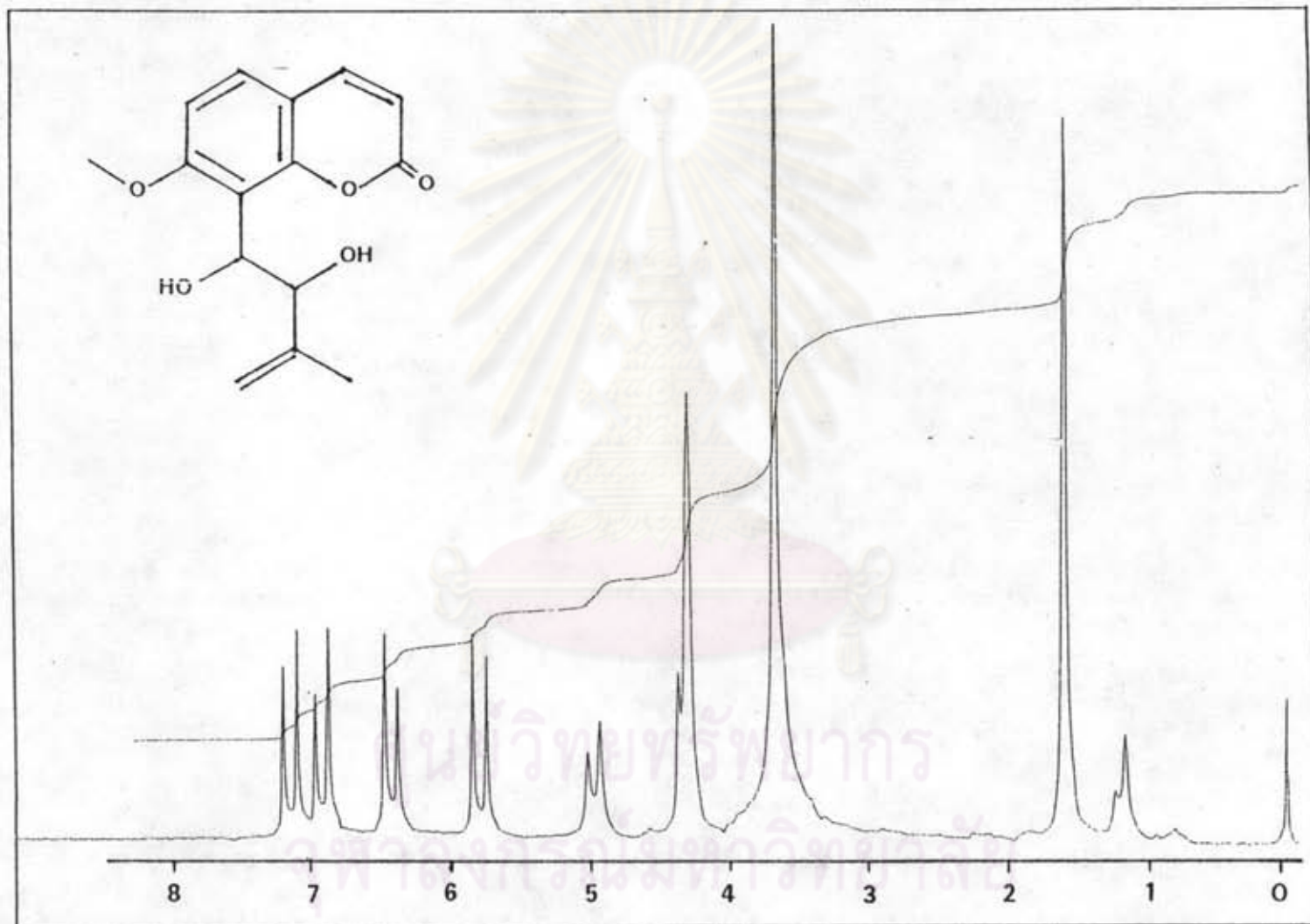


Figure 60 ^1H NMR spectrum of compound-III.

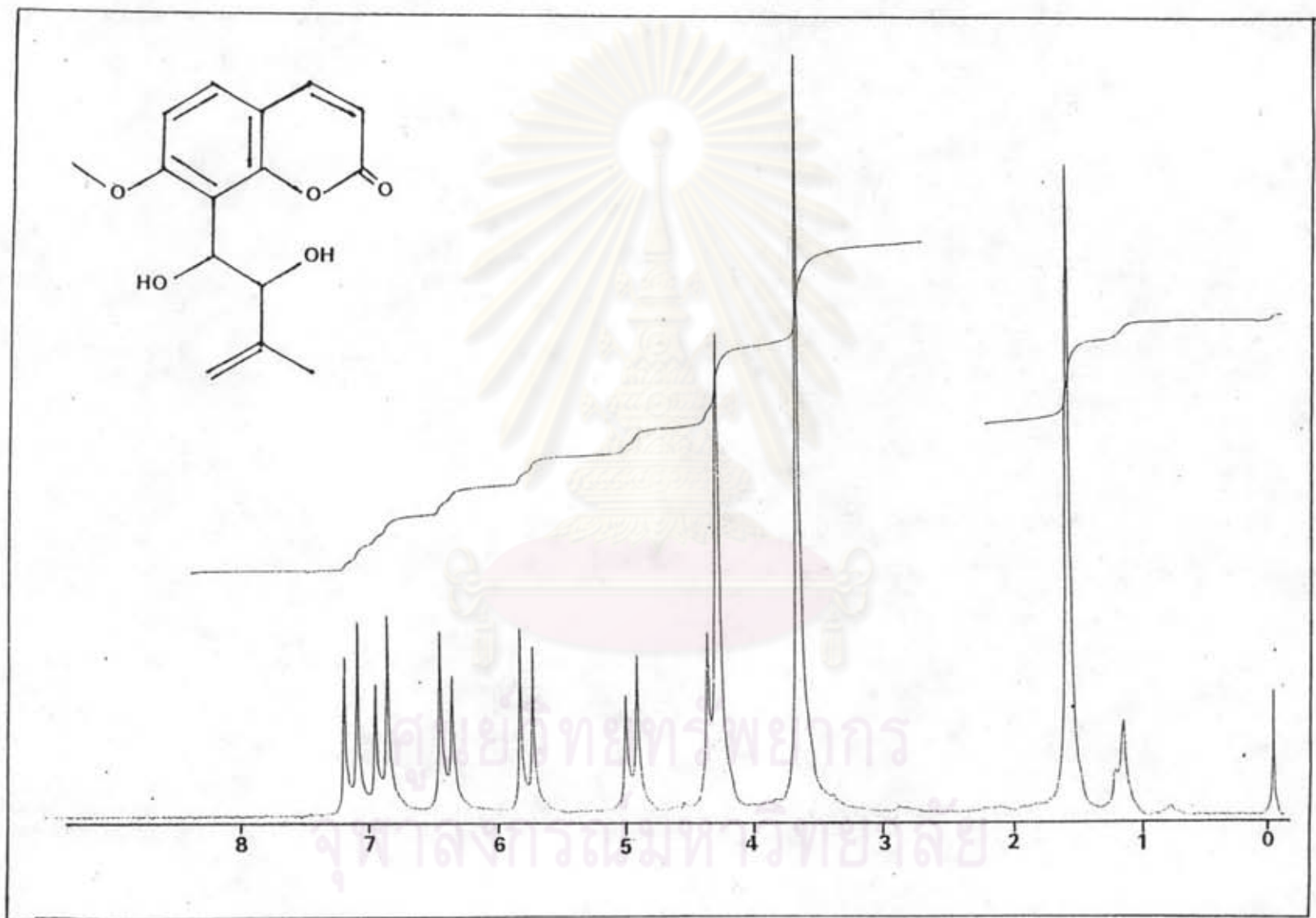


Figure 61 ^1H NMR deuterated spectrum of compound-III.

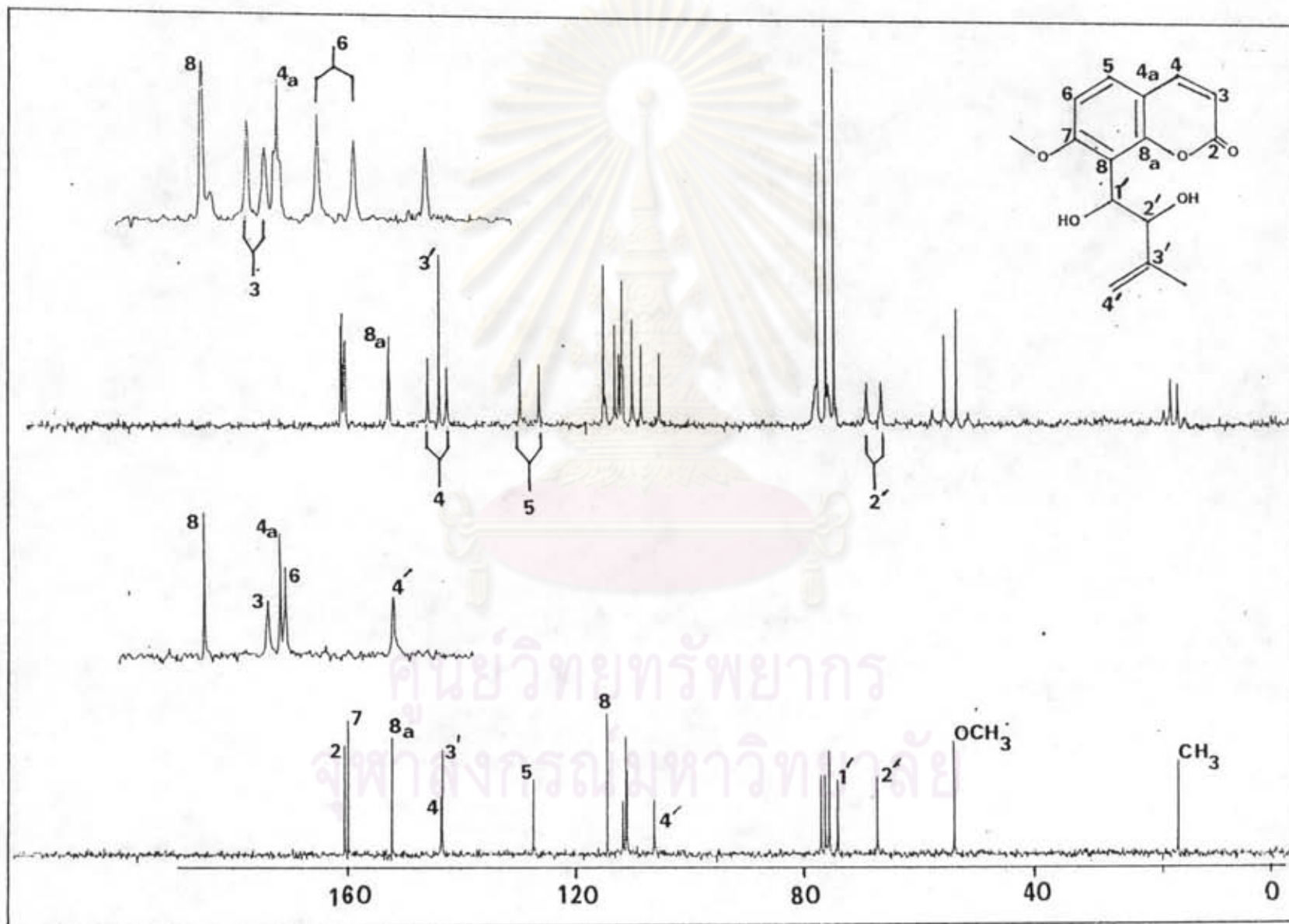


Figure 62 ^{13}C NMR spectrum of compound-III.

VITA

Miss Kanawan Pochanakom was born on December 24, 1964 in Bangkok. She graduated with Bachelor Degree of Science in Pharmacy with the second class honors in 1987 from Faculty of Pharmacy, Chiang Mai Univeristy.



ศูนย์วิทยทรัพยากร
จุฬาลงกรณ์มหาวิทยาลัย