

เอกสารอ้างอิง

1. Vongchai Jarernswan "The Simulation of Traffic to Evaluate the Efficiency of the Intersection" (Un Pub. Ph. D. Dissertation, Oklahoma State University, 1976)
2. Dart, Olin Kenneth, Jr "Development of Factual Warrants for Left-Turn Channelization Through Digital Compute Simulation" (Un Pub. Ph. D. Dissertation, Texas A & M University, 1966)
3. Institute of Traffic Engineers, "Traffic Engineering Handbook" (3 rd.ed. Englewood Cliffs. N.J. Prentice-Hall, Inc., 1965.)
4. Lewis, Russell M. "The Simulation of Traffic Flow, to obtain Volume Warrants for Intersection Control" Joint Highway Research Project No. 23 Lafayette, Ind: Purdue University, September, 1962
5. Greenshields, B.D.D. Schapire, and E.L. Erickson. "Traffic Performance at Urban Street Intersection." Technical Report No. 1 New Haven, Conn: Bureau of Highway Traffic, Yale University, 1947
6. Wilson, Ernest E. "Deceleration Distances for High Speed Vehicles." Highway Research Board, Proceedings, Vol. 20 (1940) pp. 393-398
7. Hammond, Harold F. "Report of Commillee on Safe Approach Speeds at Intersection." Highway Research Board, Proceedings, Vol. 20 (1940), P. 657
8. Chandler, R.E.R. Herman, and E.W. Montroll. "Traffic Dynamics : Studies in Car Following." Operations Research, Vol. 6, No.2 (1958) pp. 165-184

9. Herman, R.D. Gazis, and R.B., Potts, "Car-Following Theory of Steady State Traffic Flow." Operations Research, Vol. 7 No. 4 (1950), pp. 499-505
10. Drew, Donald R. "A Study of Freeway Traffic Congestion." (Un pub. Ph.D. Dissertation, Texas A & M University, 1964)
11. Davies, G.W. et al. "A Generalized Street Network Simulation Model." Transportation Research Record, No. 509 (1974), pp. 16-28
12. Gazis, D., R. Herman, and Alexei Maradudin. "The Problem of the Amber Signal Light in Traffic Flow." Traffic Engineering, Vol. 30, No. 10 (July, 1960), pp. 19-66, 53
13. Olsen, H.P. and Rothery, R. "The Problem. of the Amber Signal Wight." Traffic Eng. and Control Vo. 5. 1963.
14. D.L. Gerlough and F.A. Wagner "Improved Criteria for Traffic Signals at Individual Intersections." National Cooperative Highway Research Program, Report No. 32, 1967.
15. Behnam, Jahanbakhsh "Gap Acceptance as a Criterion for Left Turn Phasing." Traffic Engineering, Vol. 42 No. 9. (Jan., 1972) pp. 40-42
16. Gerlough, D.L., and D.G. Campelle. "An Introduction to Traffic Flow Theory" Special Report 79. Washington, D.C. : Highway Research Board, 1964, pp. 51-98
17. Kaiser, Fred J, Jr. "Left Turn Gap Acceptance at an Unsignatized Intersection." (Student Thesis Manuscript, Bureau of Highway Traffic, Yale University, May, 1951.
18. Nobilitt, Jack L. "A Study of Gaps Associated with a Left-Turning Truck." (Student Thesis Manuscript, Yale University, May, 1959.)

19. Kell, James H. "Data Obtained by the Institute of Traffic and Transportation Engineering." Berkeley : University of California, 1961.
20. Solberg, Per and J.C. Oppenlander. "Lag and Gap Acceptance at Stop-Controlled Intersection." Highway Research Record, No. 118 (1966), pp. 48-67
21. Wagner, Frederick A., Jr. "An Evaluation of Fundamental Driver Decisions and Reactions at an Intersection." Highway Research Record, No. 118 (1966), pp. 68-84
22. Dart, Olin K., Jr. "Left-Turn Characteristics at Signalized Intersections on Four-Lane Arterial Streets." Highway Research Record, No. 230 (1969)., pp. 45-59
23. Gerlough, D.L. "Simulation of Traffic Flow" Special Report No. 79 Washington D.C.: Highway Research Board 1964. pp. 97-118
24. Gerlough, D.L. "Traffic Inputs for Simulation on a Digital Computer." Highway Research Board, Proceedings, Vol. 38 (1959) pp. 480-492
25. Rumsey, A.F. and M.G. Hartley. "Simulation of a Pair of Intersections." Traffic Engineering and Control, Vol. 13, No. 11-12 (April-May, 1972), pp. 522-525
26. Dawson, R.F. and L.A. Chimini. "The Hyperland Probability Distribution - A Generalized Traffic Headway Model." Highway Research Record, No. 230 (1968), pp. 1-14
27. Schuhl, Andre. "The Probability Theory Applied to Distribution of Vehicles on Two-Lane Highways." Poisson and Traffic. Saugatuck, Conn. : The Eno Foundation for Highway Traffic Control, 1955, pp. 59-75

28. Trautman, D.L. et al. "Analysis and Simulation of Vehicular Traffic Flow." Research Report No. 20 Los Angeles : Institute of Transportation and Traffic Engineering, University of California, Dec., 1954.
29. Gerlough, D.L. "Simulation of Freeway Traffic by an Electronic Computer." Highway Research Board, Proceedings., Vol. 35 (1956), pp. 543-547
30. Goode, H.H., C.H. Pollmar, and J.B. Wright. "The Use of a Digital Computer to Model a Signalized Intersection." Highway Research Board, Proceedings., Vol. 35 (1956), pp. 548-557
31. Wong, S.Y. "Traffic Simulation With a Digital Computer." Proceedings of The Western Joint Computer Conference, San Francisco, Calif., Feb., 1956, pp. 92-94
32. Gerlough, D.L. "Traffic Inputs for Simulation on a Digital Computer." Highway Research Board, Proceedings, Vol. 38 (1959), pp. 480-492
33. Perchonok, P.A. and S.L. Levy. "Application of Digital Simulation Techniques to Freeway On-Ramp Traffic Operations." Highway Research Board, Proceedings, Vol. 39 (1960), pp. 506-523
34. Wohl, Martin. "Simulation-Its Application to Traffic Engineering." Traffic Engineering, Vol. 31, No. 1 (Oct., 1960) pp. 19-25
35. Glickstein, A., L.D. Findley and S.L. Levy. "Application of Computer Simulation Techniques to Interchange Design Problems." Bulletin 291. Washington, D.C. : Highway Research Board, 1961, pp. 139-162
36. Kell, James H. "Analyzing Vehicular Delay at Intersections Through Simulation." Bulletin 356. Washington, D.C. : Highway Research Board, 1962, pp. 28-39

37. Kell, James H. "Intersection Delay Obtained by Simulation Traffic on a Computer." Highway Research Record., No. 15 (1963), pp. 73-97
38. Lewis, Russell M. "A Proposed Headway Distribution for Traffic Simulation Studies." Traffic Engineering, Vol. 33, No. 5 (Feb., 1963), pp. 16,48
39. Beliby, M.H. "Traffic Simulation by Digital Computer." Traffic Engineering and Control, Vol. 10, No. 1 (May, 1969), pp, 23-27
40. Story, Christopher E.R. "Simulation of Traffic by Digital Computer." Traffic Engineering and Control, Vol. 11, No. 10 (Feb., 1970), pp. 464-467
41. Klijnhout, J.J. "A Digital Simulation Model for Single Intersections With Traffic Lights." Traffic Engineering and Control, Vol. 13, No. 4 (Aug., 1971), pp. 147-150,153
42. Katz, J.H. "Simulation of a Traffic Network." ACM Communications, Vol. 6 No. 8 (1963), pp. 480-486
43. Bayce, David E. and Seymour E. Goldstone. "A Regional Economic Simulation Model for Urban Transportation Planning." Highway Research Record, No. 149 (1966), 29-41
44. Terrell, T.J. et at. "The Umist Digital Traffic Flows in a Road Network." Traffic Engineering and Control, Vol. 16, No. 2 (Feb., 1975), pp. 75-77
45. Grigg, P.J. and M.G. Hartley. "Simulation of Traffic Flows in a Road Network." Traffic Engineering and Control, Vol. 16., No. 2 (Feb., 1975), pp. 75-77

46. Wigan, M. Ramsy. "Application of Simulation to Traffic Problems."
Simulation, Vol. 14, No. 3 (Mar., 1970), pp. 135-136
47. Blum, A.M. "A General Purpose Digital Simulator and Examples of
Its Application : Part III-Digital Simulation of Urban
Traffic." IBM Systems Journal, Vol. 3, No. 1 (1964),
pp. 41-50
48. Blum, A.M. "A General Purpose Digital Traffic Simulator." Simula-
tion, Vol. 14, No. 1 (Jan., 1970), pp. 9-25
49. Institute of Traffic Engineers. "Transportation and Traffic Engi-
neering Handbook." Englewood Cliffs, N.J. Prentice-Hall,
Inc., 1976.
50. ASSHO "A Policy on Geometric Design of Rural Highways (1965)"
Washington, D.C. (Ninth Prithimy, 1977)
51. Daniel L. Gerlough and Matthew J. Haber. "Traffic Flow Theory"
Special Report 165. Washington, D.C. : Transportation
Research Board, 1975.
52. Granino A. Korn and Theresa M. Korn "Mathematical Handbook for
Scienticts and Engineers" McGraw-Hill Book Company,
INC, 1961.

ภาคผนวก ก.

แสดงผลของข้อมูลในการ Input และ Output

WRITE INPUT DATA

AMBER DECISION PROBABILITIES
 1.000 .994 .989 .982 .972 .956 .935 .905 .876 .820 .762 .700 .624 .548 .468 .390 .318 .250 .190 .140

LANE CHANGE PROBABILITIES
 .000 .000 .000 .000 .090 .180 .310 .490 .660 .810 .900 .960 .985 .995 .999 .999 .999 1.000 1.000 1.000

RIGHT-TURN GAP ACCEPT PROBABILITIES
 .000 .000 .000 .000 .000 .000 .150 .320 .520 .690 .820 .900 .950 .970 .982 .993 .997 1.000 1.000 1.000

RIGHT-TURN LAG ACCEPT PROBABILITIES
 .000 .000 .000 .000 .000 .000 .030 .124 .300 .530 .730 .860 .940 .970 .990 .996 .999 1.000 1.000 1.000

LEFT-TURN LAG ACCEPT PROBABILITIES
 .000 .000 .000 .000 .316 .355 .115 .190 .290 .385 .480 .570 .645 .710 .770 .810 .850 0.880 0.905 0.920

RUN C T QTIME N JMAX LMAX IT ILC
 60.00 0.50 1.00 5.00 4 90 18 0 0

HMIN AMIN AM1 AS AY AU AVV AW CH CS TH TS TX TY
 0.55 7.00 3.30 0.21 3.00 0.27 1.50 0.18 4.50 0.56 8.00 1.05 17.00 1.20

EX EY EVM ED KD AQ
 0.00 0.75 1.20 0.01 0.50 9.00

N	LANES	LANEL	RT	TOPPL	ICROSS	WA	BT	VOLA
1	1,2,3,4,5	1	5	1,2,3,4 11 12 13 14	1,2,3,4,5,6,7,8,9,10 6 7 8 9 18 17 16 15 0 0	31.0	-90.0	1252.0
2	1,2,3,4,5	6	9	1,2,3,4 14 15 16 0	1,2,3,4,5,6,7,8,9,10 10 11 12 13 14 5 4 3 2 1	22.5	-90.0	753.0
3	1,2,3,4,5	10	14	1,2,3,4 2 3 4 5	1,2,3,4,5,6,7,8,9,10 15 16 17 18 9 8 7 6 0 0	31.0	-90.0	1229.0
4	1,2,3,4,5	15	18	1,2,3,4 7 8 9 0	1,2,3,4,5,6,7,8,9,10 1 2 3 4 5 14 13 12 11 10	22.5	-90.0	1070.0

LANE	IL	IR	RC	SD	ER	EXIT	W	RL	RF	RD	PE	PT	PL	PR	AL	AR
1	6	0	0	-1.0	-300.0	90.0	3.3	15.0	0.0	0.0	0.26	0.10	1.00	0.00	63.0	0.0
2	0	0	0	-1.0	-300.0	90.0	3.3	0.0	0.0	0.0	0.16	0.05	0.00	0.00	0.0	0.0
3	0	0	0	-1.0	-300.0	90.0	3.3	0.0	0.0	0.0	0.18	0.00	0.00	0.00	0.0	0.0
4	0	0	0	-1.0	-300.0	90.0	3.3	0.0	0.0	0.0	0.15	0.00	0.00	0.00	0.0	0.0

LANE	IL	IR	RC	SO	ER	EXIT	W	RL	RF	RD	PE	PT	PL	PR	AL	AR
LANE 5	0	17	4	-1.0	-300.0	90.0	3.2	0.0	20.0	15.0	0.25	0.05	0.00	1.00	0.0	117.0
LANE 6	1	0	0	-1.0	-300.0	90.0	2.9	15.0	0.0	0.0	0.16	0.05	1.00	0.00	117.0	0.0
LANE 7	0	0	0	-1.0	-300.0	90.0	2.9	0.0	0.0	0.0	0.30	0.25	0.00	0.00	0.0	0.0
LANE 8	0	0	0	-1.0	-300.0	90.0	2.9	0.0	0.0	0.0	0.32	0.00	0.00	0.00	0.0	0.0
LANE 9	0	5	8	-1.0	-300.0	90.0	2.9	0.0	45.0	35.0	0.22	0.05	0.00	1.00	0.0	63.0
LANE 10	15	0	0	-1.0	-300.0	90.0	3.3	15.0	0.0	0.0	0.34	0.05	1.00	0.00	63.0	0.0
LANE 11	0	0	0	-1.0	-300.0	90.0	3.3	0.0	0.0	0.0	0.18	0.05	0.00	0.00	0.0	0.0
LANE 12	0	0	0	-1.0	-300.0	90.0	3.3	0.0	0.0	0.0	0.17	0.00	0.00	0.00	0.0	0.0
LANE 13	0	0	0	-1.0	-300.0	90.0	3.3	0.0	0.0	0.0	0.16	0.00	0.00	0.00	0.0	0.0
LANE 14	0	8	13	-1.0	-300.0	90.0	3.3	0.0	20.0	15.0	0.15	0.05	0.00	1.00	0.0	117.0
LANE 15	1	0	0	-1.0	-300.0	90.0	2.9	5.0	0.0	0.0	0.13	0.05	1.00	0.00	117.0	0.0
LANE 16	0	0	0	-1.0	-300.0	90.0	2.9	0.0	0.0	0.0	0.34	0.20	0.00	0.00	0.0	0.0
LANE 17	0	0	0	-1.0	-300.0	90.0	2.9	0.0	0.0	0.0	0.37	0.00	0.00	0.00	0.0	0.0
LANE 18	0	14	17	-1.0	-300.0	90.0	2.9	0.0	45.0	35.0	0.16	0.05	0.00	1.00	0.0	63.0

SUMMARY STATISTICS

	NORTHBOUND					WESTBOUND					SOUTHBOUND					EASTBOUND				GRAND TOTAL			
	L1	L2	L3	L4	L5 TOTAL	L1	L2	L3	L4	L5 TOTAL	L1	L2	L3	L4	L5 TOTAL	L1	L2	L3	L4		TOTAL		
INPUT																							
TOTAL VOL	307.	199.	224.	209.	295.	1234.	140.	217.	268.	189.	814.	424.	219.	217.	219.	190.	1269.	155.	379.	377.	193.	1094.	4411.
TRUCK VOL	43.	9.	0.	0.	12.	64.	5.	57.	0.	9.	71.	20.	6.	0.	0.	4.	30.	11.	67.	0.	7.	85.	250.
PROB. TRUCKS	0.14	0.05	0.00	0.00	0.04	0.052	0.04	0.26	0.00	0.05	0.087	0.05	0.03	0.00	0.00	0.02	0.024	0.07	0.18	0.00	0.04	0.078	0.057
TOT VOL RATE	307.	199.	224.	209.	295.	1234.	140.	217.	268.	189.	814.	424.	219.	217.	219.	190.	1269.	155.	379.	377.	193.	1094.	4411.
OUTPUT																							
TOTAL VOL	152.	197.	217.	202.	185.	953.	296.	214.	452.	0.	962.	139.	217.	212.	218.	182.	968.	419.	375.	663.	0.	1457.	4340.
TRUCK VOL	11.	9.	0.	0.	9.	29.	41.	57.	4.	0.	102.	5.	6.	0.	0.	7.	18.	20.	66.	12.	0.	98.	247.
PROB. TRUCKS	0.07	0.05	0.00	0.00	0.05	0.030	0.14	0.27	0.00	0.00	0.106	0.04	0.03	0.00	0.00	0.04	0.019	0.00	0.18	0.02	0.00	0.067	0.057
TOT VOL RATE	152.	197.	217.	202.	185.	953.	296.	214.	452.	0.	962.	139.	217.	212.	218.	182.	968.	419.	375.	663.	0.	1457.	4340.
INTERSECTION DISCHARGE																							
TOTAL VOL	296.	197.	217.	202.	287.	1199.	139.	214.	267.	185.	805.	419.	217.	212.	218.	186.	1252.	152.	377.	376.	182.	1087.	4343.
LEFT TURNS	296.	0.	0.	0.	0.	296.	139.	0.	0.	0.	139.	419.	0.	0.	0.	0.	419.	152.	0.	0.	0.	152.	1006.
STRAIGHT	0.	197.	217.	202.	0.	616.	0.	214.	267.	0.	481.	0.	217.	212.	218.	0.	647.	0.	377.	376.	0.	753.	2497.
RIGHT TURNS	0.	0.	0.	0.	287.	287.	0.	0.	0.	185.	185.	0.	0.	0.	0.	186.	186.	0.	0.	0.	182.	182.	840.

PROB. LEFT

1.00 0.00 0.00 0.00 0.00 0.247 1.00 0.00 0.00 0.00 0.173 1.00 0.00 0.00 0.00 0.00 0.335 1.00 0.00 0.00 0.00 0.140 0.232

PROB. STRAIGHT

0.00 1.00 1.00 1.00 0.00 0.514 0.00 1.00 1.00 0.00 0.598 0.00 1.00 1.00 1.00 0.00 0.517 0.00 1.00 1.00 0.00 0.693 0.575

PROB. RIGHT

0.00 0.00 0.00 0.00 1.00 0.239 0.00 0.00 0.00 1.00 0.230 0.00 0.00 0.00 0.00 1.00 0.149 0.00 0.00 0.00 1.00 0.167 0.193

TOT VOL RATE

296. 197. 217. 202. 287. 1199. 139. 214. 267. 185. 805. 419. 217. 212. 218. 186. 1252. 152. 377. 376. 192. 1067. 4343.

FINAL SYSTEM POPULATION

APPROACH PORTION

11. 2. 7. 7. 8. 35. 1. 3. 1. 4. 9. 5. 2. 5. 1. 4. 17. 3. 2. 1. 1. 7. 68.

EXIT PORTION

0. 0. 0. 0. 0. 0. 0. 0. 1. 0. 1. 0. 0. 0. 0. 0. 0. 0. 2. 0. 0. 2. 3.

LANE CHANGE

0. 0.

LEFT TURN ON RED

0. 0.

SUMMARY STATISTICS

| | NORTHBOUND | | | | | WESTBOUND | | | | | SOUTHBOUND | | | | | EASTBOUND | | | | | GRAND TOTAL | | |
|-----------------|------------|-------|-------|-------|----------|-----------|-------|-------|----------|-------|------------|-------|-------|----------|-------|-----------|--------|----------|-------|-------|-------------|--------|--------|
| | L1 | L2 | L3 | L4 | L5 TOTAL | L1 | L2 | L3 | L4 TOTAL | L1 | L2 | L3 | L4 | L5 TOTAL | L1 | L2 | L3 | L4 TOTAL | | | | | |
| TRAVEL TIME | | | | | | | | | | | | | | | | | | | | | | | |
| NO. OF VEHICLES | 206. | 197. | 217. | 202. | 207. | 1199. | 139. | 214. | 266. | 185. | 804. | 419. | 217. | 210. | 218. | 186. | 1252. | 152. | 375. | 376. | 132. | 1985. | 4340. |
| UNDELAYED TIME | | | | | | | | | | | | | | | | | | | | | | | |
| TOTAL (MIN) | 115. | 76. | 84. | 78. | 112. | 465. | 54. | 83. | 103. | 72. | 312. | 164. | 85. | 83. | 84. | 71. | 487. | 59. | 146. | 145. | 71. | 421. | 1685. |
| MEAN | 0.4 | 0.4 | 0.4 | 0.4 | 0.4 | 0.4 | 0.4 | 0.4 | 0.4 | 0.4 | 0.4 | 0.4 | 0.4 | 0.4 | 0.4 | 0.4 | 0.4 | 0.4 | 0.4 | 0.4 | 0.4 | 0.4 | 0.4 |
| STD. DEV. | 0.3 | 0.3 | 0.3 | 0.3 | 0.3 | 0.4 | 0.3 | 0.4 | 0.3 | 0.3 | 0.4 | 0.4 | 0.3 | 0.3 | 0.4 | 0.3 | 0.4 | 0.3 | 0.4 | 0.3 | 0.3 | 0.3 | 0.3 |
| MAXIMUM | 0.5 | 0.5 | 0.5 | 0.5 | 0.4 | 0.5 | 0.4 | 0.5 | 0.5 | 0.5 | 0.5 | 0.5 | 0.5 | 0.4 | 0.5 | 0.5 | 0.5 | 0.5 | 0.5 | 0.5 | 0.5 | 0.5 | 0.5 |
| MINIMUM | 0.3 | 0.3 | 0.3 | 0.3 | 0.3 | 0.3 | 0.3 | 0.3 | 0.3 | 0.3 | 0.3 | 0.3 | 0.3 | 0.3 | 0.3 | 0.3 | 0.3 | 0.3 | 0.3 | 0.3 | 0.3 | 0.3 | 0.3 |
| ACTUAL TIME | | | | | | | | | | | | | | | | | | | | | | | |
| TOTAL (MIN) | 4912. | 3162. | 3568. | 3290. | 4268. | 19200. | 2178. | 3469. | 4271. | 3121. | 13038. | 6592. | 3661. | 3418. | 3760. | 3114. | 20566. | 2506. | 5797. | 5937. | 3048. | 17287. | 70091. |
| MEAN | 16.6 | 16.1 | 16.4 | 16.3 | 14.9 | 16.0 | 15.7 | 16.2 | 16.1 | 16.9 | 16.2 | 15.7 | 16.9 | 16.1 | 17.3 | 16.7 | 16.4 | 16.5 | 15.5 | 15.8 | 16.7 | 15.9 | 16.2 |
| STD. DEV. | 8.2 | 8.3 | 8.2 | 8.2 | 8.4 | 8.3 | 15.8 | 9.6 | 15.6 | 10.4 | 8.7 | 14.5 | 15.8 | 11.1 | 9.8 | 15.1 | 8.5 | 15.8 | 9.4 | 15.9 | 10.2 | 8.7 | 8.6 |
| MAXIMUM | 30.2 | 30.6 | 30.5 | 30.5 | 30.7 | 30.7 | 29.6 | 30.8 | 30.8 | 30.0 | 30.8 | 30.1 | 31.0 | 30.9 | 30.9 | 30.9 | 31.0 | 30.5 | 31.1 | 30.9 | 30.4 | 31.1 | 31.1 |
| MINIMUM | 1.0 | 1.3 | 1.2 | 1.2 | 1.3 | 1.0 | 0.5 | 0.4 | 0.4 | 0.9 | 0.4 | 0.8 | 1.5 | 1.5 | 1.5 | 1.6 | 0.8 | 0.6 | 0.5 | 0.4 | 0.5 | 0.4 | 0.4 |



DELAY TIME

SYSTEM DELAY TIME

TOTAL (MIN)

4796.3086.3484.3212.4157.19735.2124.3385.4167.3049.12726.6428.3577.3335.3696.3043.20078.2447.5651.5791.2977.16866. 68407.

MEAN

16.2 15.7 16.1 15.9 14.5 15.6 15.3 15.8 15.7 16.5 15.8 15.3 16.5 15.7 17.0 16.4 16.0 16.1 15.1 15.4 16.4 15.5 15.8

STD. DEV.

8.2 8.3 8.7 8.2 8.4 8.3 15.4 9.6 15.2 10.4 8.7 14.1 16.4 11.0 9.8 14.8 8.5 15.4 9.3 15.5 10.3 8.7 8.6

MAXIMUM

29.8 30.2 30.1 30.2 30.2 30.2 29.2 30.5 30.4 29.6 30.5 29.7 30.5 30.5 30.5 30.5 30.5 30.1 30.7 30.6 30.0 30.7 30.7

MINIMUM

0.6 0.8 0.8 0.8 1.0 0.6 0.1 0.1 0.1 0.5 0.1 0.4 1.2 1.1 1.2 1.2 0.4 0.2 0.1 0.1 0.1 0.1 0.1

NO. DELAYED

296. 197. 217. 202. 287. 1199. 139. 214. 266. 185. 804. 419. 217. 212. 218. 186. 1252. 152. 375. 376. 182. 1085. 4340.

PROB. DELAYED

1.00 1.00 1.00 1.00 1.00 1.000 1.00 1.00 1.00 1.00 1.000 1.00 1.00 1.00 1.00 1.00 1.000 1.00 1.00 1.00 1.00 1.000 1.000

STOPPED DELAY TIME

TOTAL (MIN)

17. 173. 194. 180. 5. 570. 6. 72. 101. 25. 204. 109. 200. 179. 201. 5. 693. 3. 294. 275. 41. 613. 2079.

MEAN

0.2 1.1 1.1 1.1 0.1 0.9 0.2 0.6 0.6 0.4 0.6 0.5 1.1 1.1 1.1 0.1 0.9 0.1 1.0 1.0 0.5 0.9 0.8

STD. DEV.

0.1 0.6 0.7 0.6 0.2 0.0 0.2 0.8 0.2 0.4 0.5 0.5 1.2 0.0 0.0 0.1 0.7 0.1 1.2 0.9 0.5 0.6 0.6

MAXIMUM

0.5 2.2 2.2 2.3 0.6 2.3 0.6 1.5 1.6 1.4 1.6 1.5 2.3 2.3 2.3 1.3 2.3 0.4 2.1 2.1 1.2 2.1 2.3

MINIMUM

0.0 0.0

NO. DELAYED

94. 161. 184. 159. 49. 647. 26. 112. 155. 66. 359. 216. 186. 164. 186. 53. 805. 25. 281. 260. 88. 674. 2485.

PROB. DELAYED

0.32 0.52 0.65 0.79 1.17 0.540 0.19 0.52 0.58 0.26 0.447 0.52 0.86 0.77 0.65 0.28 0.643 0.16 0.75 0.74 0.48 0.621 0.573

QUEUES

MEAN

72.4 41.0 46.6 39.9 93.7 56.9 40.5 44.4 57.2 42.2 46.4 128.8 48.6 49.0 42.8 44.2 63.4 35.5 71.6 58.4 40.5 52.5 55.7

STD. DEV.

37.9 23.6 28.1 22.3 34.5 35.1 39.0 40.0 50.6 11.9 32.5 0.0 45.5 49.0 18.0 15.0 52.6 41.6 79.1 41.1 22.2 36.0 41.1

MAXIMUM

163.8 108.6 104.9 92.7 156.6 163.8 110.6 141.3 146.1 112.8 146.1 263.8 117.6 121.1 121.2 108.7 263.8 98.9 172.6 142.3 110.1 172.6 263.8

MINIMUM

0.0 0.0 0.0 0.0 0.0 0.0 -0.3 -2.0 0.0 0.0 -2.0 0.0 0.0 0.0 0.0 0.0 0.0 0.0 0.0 -1.1 -0.1 -1.1 -2.0

SUMMARY STATISTICS

| | NORTHBOUND | | | | | WESTBOUND | | | | | SOUTHBOUND | | | | | EASTBOUND | | | | GRAND TOTAL | | | |
|---------------------|------------|------|------|------|----------|-----------|------|------|-----------|----------|------------|------|------|------|----------|-----------|------|------|-----------|-------------|-------|------|------|
| | L1 | L2 | L3 | L4 | L5 TOTAL | L1 | L2 | L3 | L4 | L5 TOTAL | L1 | L2 | L3 | L4 | L5 TOTAL | L1 | L2 | L3 | L4 | | TOTAL | | |
| TRAVEL SPEED(KM/HR) | | | | | | | | | | | | | | | | | | | | | | | |
| UNDELAYED | | | | | | | | | | | | | | | | | | | | | | | |
| MEAN | 61.1 | 61.6 | 61.4 | 61.7 | 60.9 | 61.2 | 61.5 | 61.1 | 61.3 | 61.2 | 61.2 | 60.7 | 61.0 | 61.1 | 61.4 | 61.9 | 61.1 | 61.3 | 61.1 | 61.5 | 61.1 | 61.3 | 61.2 |
| STD. DEV. | 0.0 | 0.0 | 0.0 | 0.0 | 0.0 | 0.0 | 0.0 | 0.0 | 0.0 | 0.0 | 0.0 | 0.0 | 0.0 | 0.0 | 0.0 | 0.0 | 0.0 | 0.0 | 0.0 | 0.0 | 0.0 | 0.0 | 0.0 |
| MAXIMUM | 69.4 | 69.4 | 69.4 | 69.4 | 69.4 | 69.4 | 69.4 | 69.4 | 69.4 | 69.4 | 69.4 | 69.4 | 69.4 | 69.4 | 69.4 | 69.4 | 69.4 | 69.4 | 69.4 | 69.4 | 69.4 | 69.4 | 69.4 |
| MINIMUM | 52.6 | 52.6 | 52.6 | 52.6 | 52.6 | 52.6 | 52.6 | 52.6 | 52.6 | 52.6 | 52.6 | 52.6 | 52.6 | 52.6 | 52.6 | 52.6 | 52.6 | 52.6 | 52.6 | 52.6 | 52.6 | 52.6 | 52.6 |
| ACTUAL | | | | | | | | | | | | | | | | | | | | | | | |
| MEAN | 2.4 | 2.6 | 2.4 | 2.4 | 2.9 | 2.6 | 3.4 | 2.7 | 3.5 | 2.6 | 3.1 | 2.8 | 2.3 | 2.4 | 2.3 | 2.4 | 2.5 | 2.6 | 3.0 | 2.8 | 3.2 | 2.9 | 2.7 |
| STD. DEV. | 3.0 | 3.1 | 2.9 | 2.8 | 3.1 | 3.0 | 0.0 | 2.7 | 0.0 | 2.6 | 0.0 | 0.0 | 2.3 | 2.4 | 2.5 | 2.7 | 3.0 | 4.1 | 5.0 | 4.7 | 5.9 | 5.0 | 4.2 |
| MAXIMUM | 22.5 | 18.7 | 19.1 | 19.4 | 18.1 | 22.5 | 45.0 | 55.6 | 53.4 | 27.7 | 55.6 | 29.2 | 15.3 | 15.6 | 15.4 | 14.5 | 29.2 | 41.7 | 45.4 | 55.3 | 49.8 | 55.3 | 55.6 |
| MINIMUM | 0.8 | 0.8 | 0.8 | 0.8 | 0.8 | 0.8 | 0.8 | 0.8 | 0.8 | 0.8 | 0.8 | 0.8 | 0.8 | 0.8 | 0.8 | 0.8 | 0.8 | 0.8 | 0.8 | 0.8 | 0.8 | 0.8 | 0.8 |
| SPOT SPEED(KM/HR) | | | | | | | | | | | | | | | | | | | | | | | |
| AT EXIT | | | | | | | | | | | | | | | | | | | | | | | |
| MEAN | 59.8 | 59.1 | 58.4 | 59.4 | 58.3 | 59.0 | 58.0 | 58.8 | 0.0 | 0.8 | 58.1 | 59.7 | 58.3 | 58.7 | 58.3 | 58.2 | 58.6 | 0.0 | 57.8 | 57.2 | 0.8 | 57.8 | 58.3 |
| STD. DEV. | 4.0 | 3.4 | 3.5 | 3.5 | 3.3 | 3.6 | 58.0 | 10.4 | 0.0 | 0.8 | 4.2 | 0.0 | 58.3 | 0.0 | 3.2 | 0.0 | 3.6 | 0.0 | 57.8 | 57.2 | 0.8 | 3.9 | 3.9 |
| MAXIMUM | 67.7 | 66.7 | 68.1 | 69.4 | 66.2 | 69.4 | 67.3 | 69.4 | 69.4**** | 69.4 | 67.2 | 62.1 | 68.1 | 69.4 | 66.4 | 69.4 | 67.1 | 69.4 | 67.4**** | 69.4 | 69.4 | 69.4 | 69.4 |
| MINIMUM | 52.2 | 51.8 | 51.1 | 51.6 | 51.4 | 51.1 | 49.4 | 49.1 | 48.6260.0 | 46.6 | 51.9 | 51.9 | 51.6 | 51.6 | 51.4 | 51.4 | 50.9 | 49.2 | 46.7260.0 | 46.7 | 46.7 | 46.7 | 46.7 |

AT INTERSECTION

| | | | | | | | | | | | | | | | | | | | | | | | |
|-----------|------|------|------|------|------|------|------|------|------|------|------|------|------|------|------|------|------|------|------|------|------|------|------|
| MEAN | 29.2 | 39.9 | 41.4 | 41.9 | 38.1 | 36.0 | 25.8 | 40.3 | 43.8 | 43.1 | 39.6 | 25.4 | 41.1 | 42.6 | 41.4 | 34.0 | 35.1 | 24.0 | 45.7 | 47.4 | 41.6 | 42.6 | 38.0 |
| STD. DEV. | 1.6 | 15.3 | 14.8 | 15.1 | 9.6 | 13.9 | 23.2 | 38.9 | 27.5 | 0.0 | 17.1 | 25.4 | 40.2 | 0.0 | 18.2 | 34.0 | 14.2 | 19.7 | 33.5 | 47.2 | 37.0 | 14.7 | 15.1 |
| MAXIMUM | 31.9 | 69.4 | 67.2 | 69.4 | 62.8 | 69.4 | 63.2 | 69.4 | 69.4 | 61.6 | 69.4 | 63.4 | 68.1 | 68.1 | 69.4 | 54.5 | 69.4 | 60.1 | 69.4 | 67.2 | 59.5 | 69.4 | 69.4 |
| MINIMUM | 18.4 | 0.0 | 0.0 | 10.2 | 20.9 | 0.0 | 17.9 | 0.0 | 0.0 | 33.2 | 0.0 | 17.2 | 0.0 | 9.2 | 0.0 | 22.1 | 0.0 | 9.6 | 0.0 | 9.2 | 33.1 | 0.0 | 0.0 |

AT ENTRY

| | | | | | | | | | | | | | | | | | | | | | | | |
|-----------|-----|-----|-----|-----|-----|-----|-----|-----|-----|-----|-----|-----|-----|-----|-----|-----|-----|-----|-----|-----|-----|-----|-----|
| MEAN | 4.3 | 4.3 | 4.3 | 4.3 | 4.3 | 4.3 | 4.3 | 4.3 | 4.3 | 4.3 | 4.3 | 4.3 | 4.3 | 4.3 | 4.3 | 4.3 | 4.3 | 4.3 | 4.3 | 4.3 | 4.3 | 4.3 | 4.3 |
| STD. DEV. | 0.0 | 0.0 | 0.0 | 0.0 | 0.0 | 0.0 | 0.0 | 4.3 | 0.1 | 4.3 | 0.0 | 0.1 | 4.3 | 4.3 | 0.2 | 0.2 | 0.0 | 0.0 | 4.3 | 4.3 | 4.3 | 0.0 | 0.0 |
| MAXIMUM | 4.4 | 4.4 | 4.4 | 4.4 | 4.4 | 4.4 | 4.4 | 4.4 | 4.4 | 4.4 | 4.4 | 4.4 | 4.4 | 4.4 | 4.4 | 4.4 | 4.4 | 4.4 | 4.4 | 4.4 | 4.4 | 4.4 | 4.4 |
| MINIMUM | 4.2 | 4.3 | 4.2 | 4.2 | 4.2 | 4.2 | 4.3 | 4.2 | 4.2 | 4.2 | 4.2 | 4.2 | 4.2 | 4.2 | 4.2 | 4.2 | 4.2 | 4.3 | 4.2 | 4.2 | 4.3 | 4.2 | 4.2 |

DELAY (SEC)

| INTERVAL | FREQ | PERCENT FREQ | CUM PERCENT |
|-----------|-------|--------------|-------------|
| 0.-10. | 14.00 | 0.32 | 0.32 |
| 10.-20. | 5.00 | 0.12 | 0.44 |
| 20.-30. | 10.00 | 0.23 | 0.67 |
| 30.-40. | 7.00 | 0.16 | 0.83 |
| 40.-50. | 4.00 | 0.09 | 0.92 |
| 50.-60. | 18.00 | 0.41 | 1.34 |
| 60.-70. | 9.00 | 0.21 | 1.54 |
| 70.-80. | 17.00 | 0.39 | 1.94 |
| 80.-90. | 18.00 | 0.41 | 2.35 |
| 90.-100. | 26.00 | 0.60 | 2.95 |
| 100.-110. | 18.00 | 0.41 | 3.36 |
| 110.-120. | 19.00 | 0.44 | 3.80 |
| 120.-130. | 19.00 | 0.44 | 4.24 |
| 130.-140. | 15.00 | 0.35 | 4.59 |
| 140.-150. | 20.00 | 0.46 | 5.05 |
| 150.-160. | 19.00 | 0.44 | 5.48 |
| 160.-170. | 33.00 | 0.76 | 6.24 |
| 170.-180. | 37.00 | 0.85 | 7.10 |
| 180.-190. | 26.00 | 0.60 | 7.70 |
| 190.-200. | 38.00 | 0.88 | 8.57 |
| 200.-210. | 28.00 | 0.65 | 9.22 |
| 210.-220. | 28.00 | 0.65 | 9.86 |
| 220.-230. | 14.00 | 0.32 | 10.18 |
| 230.-240. | 7.00 | 0.16 | 10.35 |
| 240.-250. | 20.00 | 0.46 | 10.81 |
| 250.-260. | 15.00 | 0.35 | 11.15 |
| 260.-270. | 26.00 | 0.60 | 11.75 |
| 270.-280. | 32.00 | 0.74 | 12.49 |
| 280.-290. | 27.00 | 0.62 | 13.11 |
| 290.-300. | 29.00 | 0.67 | 13.78 |
| 300.-310. | 14.00 | 0.32 | 14.10 |
| 310.-320. | 18.00 | 0.41 | 14.52 |
| 320.-330. | 23.00 | 0.53 | 15.05 |
| 330.-340. | 28.00 | 0.65 | 15.69 |
| 340.-350. | 32.00 | 0.74 | 16.43 |
| 350.-360. | 37.00 | 0.85 | 17.28 |
| 360.-370. | 39.00 | 0.90 | 18.18 |
| 370.-380. | 25.00 | 0.58 | 18.76 |
| 380.-390. | 21.00 | 0.48 | 19.24 |
| 390.-400. | 19.00 | 0.44 | 19.68 |
| 400.-410. | 14.00 | 0.32 | 20.00 |
| 410.-420. | 26.00 | 0.60 | 20.60 |

| | | | |
|--------------|---------|-------|--------|
| 420.-430. | 40.00 | 0.92 | 21.52 |
| 430.-440. | 43.00 | 0.99 | 22.51 |
| 440.-450. | 22.00 | 0.51 | 23.02 |
| 450.-460. | 31.00 | 0.71 | 23.73 |
| 460.-470. | 22.00 | 0.51 | 24.24 |
| 470.-480. | 15.00 | 0.35 | 24.59 |
| 480.-490. | 21.00 | 0.48 | 25.07 |
| 490.-500. | 18.00 | 0.41 | 25.48 |
| 500.-510. | 19.00 | 0.44 | 25.92 |
| 510.-520. | 29.00 | 0.67 | 26.59 |
| 520.-530. | 24.00 | 0.55 | 27.14 |
| 530.-540. | 24.00 | 0.55 | 27.70 |
| 540.-550. | 18.00 | 0.41 | 28.11 |
| 550.-560. | 19.00 | 0.44 | 28.55 |
| 560.-570. | 14.00 | 0.32 | 28.87 |
| 570.-580. | 10.00 | 0.23 | 29.10 |
| 580.-590. | 24.00 | 0.55 | 29.65 |
| 590.-600. | 20.00 | 0.46 | 30.12 |
| 600.-610. | 26.00 | 0.60 | 30.71 |
| 610.-620. | 29.00 | 0.67 | 31.38 |
| 620.-630. | 24.00 | 0.55 | 31.94 |
| 630.-640. | 33.00 | 0.76 | 32.70 |
| 640.-650. | 14.00 | 0.32 | 33.02 |
| 650.-660. | 23.00 | 0.53 | 33.55 |
| 660.-670. | 21.00 | 0.48 | 34.03 |
| 670.-680. | 26.00 | 0.60 | 34.63 |
| 680.-690. | 25.00 | 0.58 | 35.21 |
| 690.-700. | 32.00 | 0.74 | 35.94 |
| 700.-710. | 21.00 | 0.48 | 36.43 |
| 710.-720. | 18.00 | 0.41 | 36.84 |
| 720.-730. | 13.00 | 0.30 | 37.14 |
| 730.-740. | 25.00 | 0.58 | 37.72 |
| 740.-750. | 16.00 | 0.37 | 38.09 |
| 750.-760. | 24.00 | 0.55 | 38.64 |
| 760.-770. | 25.00 | 0.58 | 39.22 |
| 770.-780. | 32.00 | 0.74 | 39.95 |
| 780.-790. | 21.00 | 0.48 | 40.44 |
| 790.-800. | 25.00 | 0.58 | 41.01 |
| 800.-810. | 29.00 | 0.67 | 41.68 |
| 810.-820. | 25.00 | 0.58 | 42.26 |
| 820.-830. | 19.00 | 0.44 | 42.70 |
| 830.-840. | 24.00 | 0.55 | 43.25 |
| 840.-850. | 23.00 | 0.53 | 43.78 |
| 850.-860. | 39.00 | 0.90 | 44.68 |
| 860.-870. | 27.00 | 0.62 | 45.30 |
| 870.-880. | 29.00 | 0.67 | 45.97 |
| 880.-890. | 17.00 | 0.39 | 46.36 |
| 890.-GREATER | 2328.00 | 53.64 | 100.00 |

STOPPED TIME (SEC)

| INTERVAL | FREQ | PERCENT FREQ | CUM PERCENT |
|--------------|---------|--------------|-------------|
| 0.- 10. | 2248.00 | 54.10 | 54.10 |
| 10.- 20. | 245.00 | 5.65 | 59.75 |
| 20.- 30. | 247.00 | 5.69 | 65.44 |
| 30.- 40. | 185.00 | 4.26 | 69.70 |
| 40.- 50. | 185.00 | 4.26 | 73.96 |
| 50.- 60. | 170.00 | 3.92 | 77.88 |
| 60.- 70. | 174.00 | 4.01 | 81.89 |
| 70.- 80. | 158.00 | 3.64 | 85.53 |
| 80.- 90. | 158.00 | 3.64 | 89.17 |
| 90.-100. | 135.00 | 3.11 | 92.28 |
| 100.-110. | 102.00 | 2.35 | 94.63 |
| 110.-120. | 104.00 | 2.40 | 97.03 |
| 120.-130. | 93.00 | 2.14 | 99.17 |
| 130.-140. | 36.00 | 0.83 | 100.00 |
| 140.-150. | 0.00 | 0.00 | 100.00 |
| 150.-160. | 0.00 | 0.00 | 100.00 |
| 160.-170. | 0.00 | 0.00 | 100.00 |
| 170.-180. | 0.00 | 0.00 | 100.00 |
| 180.-190. | 0.00 | 0.00 | 100.00 |
| 190.-200. | 0.00 | 0.00 | 100.00 |
| 200.-210. | 0.00 | 0.00 | 100.00 |
| 210.-220. | 0.00 | 0.00 | 100.00 |
| 220.-230. | 0.00 | 0.00 | 100.00 |
| 230.-240. | 0.00 | 0.00 | 100.00 |
| 240.-250. | 0.00 | 0.00 | 100.00 |
| 250.-260. | 0.00 | 0.00 | 100.00 |
| 260.-270. | 0.00 | 0.00 | 100.00 |
| 270.-280. | 0.00 | 0.00 | 100.00 |
| 280.-290. | 0.00 | 0.00 | 100.00 |
| 290.-300. | 0.00 | 0.00 | 100.00 |
| 300.-GREATER | 0.00 | 0.00 | 100.00 |

CARS IN QUEUES

| INTERVAL | FREQ | PERCENT FREQ | CUM PERCENT |
|--------------|---------|--------------|-------------|
| 0.- 5. | 9406.00 | 75.53 | 70.53 |
| 5.- 10. | 2800.00 | 23.49 | 94.03 |
| 10.- 15. | 623.00 | 5.23 | 99.25 |
| 15.- 20. | 78.00 | 0.65 | 99.91 |
| 20.- 25. | 11.00 | 0.09 | 100.00 |
| 25.- 30. | 0.00 | 0.00 | 100.00 |
| 30.- 35. | 0.00 | 0.00 | 100.00 |
| 35.- 40. | 0.00 | 0.00 | 100.00 |
| 40.- 45. | 0.00 | 0.00 | 100.00 |
| 45.- 50. | 0.00 | 0.00 | 100.00 |
| 50.- 55. | 0.00 | 0.00 | 100.00 |
| 55.- 60. | 0.00 | 0.00 | 100.00 |
| 60.- 65. | 0.00 | 0.00 | 100.00 |
| 65.- 70. | 0.00 | 0.00 | 100.00 |
| 70.- 75. | 0.00 | 0.00 | 100.00 |
| 75.- 80. | 0.00 | 0.00 | 100.00 |
| 80.- 85. | 0.00 | 0.00 | 100.00 |
| 85.- 90. | 0.00 | 0.00 | 100.00 |
| 90.- 95. | 0.00 | 0.00 | 100.00 |
| 95.-100. | 0.00 | 0.00 | 100.00 |
| 100.-105. | 0.00 | 0.00 | 100.00 |
| 105.-110. | 0.00 | 0.00 | 100.00 |
| 110.-115. | 0.00 | 0.00 | 100.00 |
| 115.-120. | 0.00 | 0.00 | 100.00 |
| 120.-125. | 0.00 | 0.00 | 100.00 |
| 125.-130. | 0.00 | 0.00 | 100.00 |
| 130.-135. | 0.00 | 0.00 | 100.00 |
| 135.-140. | 0.00 | 0.00 | 100.00 |
| 140.-145. | 0.00 | 0.00 | 100.00 |
| 145.-150. | 0.00 | 0.00 | 100.00 |
| 150.-GREATER | 0.00 | 0.00 | 100.00 |

ACTUAL TRAVEL TIME (SEC)

| INTERVAL | FREQ | PERCENT FREQ | CUM PERCENT |
|--------------|---------|--------------|-------------|
| 0.- 10. | 0.00 | 0.00 | 0.00 |
| 10.- 20. | 0.00 | 0.00 | 0.00 |
| 20.- 30. | 5.00 | 0.12 | 0.12 |
| 30.- 40. | 13.00 | 0.30 | 0.41 |
| 40.- 50. | 7.00 | 0.16 | 0.58 |
| 50.- 60. | 10.00 | 0.23 | 0.81 |
| 60.- 70. | 4.00 | 0.09 | 0.90 |
| 70.- 80. | 12.00 | 0.28 | 1.18 |
| 80.- 90. | 12.00 | 0.28 | 1.45 |
| 90.-100. | 16.00 | 0.37 | 1.82 |
| 100.-110. | 14.00 | 0.32 | 2.14 |
| 110.-120. | 29.00 | 0.67 | 2.81 |
| 120.-130. | 19.00 | 0.41 | 3.23 |
| 130.-140. | 20.00 | 0.46 | 3.69 |
| 140.-150. | 20.00 | 0.46 | 4.15 |
| 150.-160. | 16.00 | 0.37 | 4.52 |
| 160.-170. | 18.00 | 0.41 | 4.93 |
| 170.-180. | 14.00 | 0.32 | 5.25 |
| 180.-190. | 34.00 | 0.78 | 6.04 |
| 190.-200. | 29.00 | 0.67 | 6.71 |
| 200.-210. | 36.00 | 0.83 | 7.53 |
| 210.-220. | 30.00 | 0.69 | 8.23 |
| 220.-230. | 37.00 | 0.85 | 9.08 |
| 230.-240. | 27.00 | 0.62 | 9.70 |
| 240.-250. | 16.00 | 0.37 | 10.07 |
| 250.-260. | 9.00 | 0.21 | 10.28 |
| 260.-270. | 20.00 | 0.46 | 10.74 |
| 270.-280. | 17.00 | 0.38 | 11.01 |
| 280.-290. | 26.00 | 0.60 | 11.61 |
| 290.-300. | 20.00 | 0.46 | 12.06 |
| 300.-GREATER | 3506.00 | 87.70 | 100.00 |

ACTUAL TRAVELL SPEED (M/S)

| INTERVAL | FREQ | PERCENT FREQ | CUM PERCENT |
|--------------|---------|--------------|-------------|
| 0.0- 0.5 | 2654.00 | 61.15 | 61.15 |
| 0.5- 1.0 | 804.00 | 20.60 | 81.75 |
| 1.0- 1.5 | 344.00 | 7.93 | 89.68 |
| 1.5- 2.0 | 164.00 | 3.78 | 93.46 |
| 2.0- 2.5 | 90.00 | 2.07 | 95.53 |
| 2.5- 3.0 | 52.00 | 1.20 | 96.73 |
| 3.0- 3.5 | 42.00 | 0.97 | 97.70 |
| 3.5- 4.0 | 23.00 | 0.53 | 98.23 |
| 4.0- 4.5 | 15.00 | 0.35 | 98.57 |
| 4.5- 5.0 | 13.00 | 0.30 | 98.87 |
| 5.0- 5.5 | 10.00 | 0.23 | 99.10 |
| 5.5- 6.0 | 2.00 | 0.05 | 99.15 |
| 6.0- 6.5 | 2.00 | 0.05 | 99.19 |
| 6.5- 7.0 | 2.00 | 0.05 | 99.24 |
| 7.0- 7.5 | 5.00 | 0.12 | 99.35 |
| 7.5- 8.0 | 3.00 | 0.07 | 99.42 |
| 8.0- 8.5 | 6.00 | 0.14 | 99.56 |
| 8.5- 9.0 | 0.00 | 0.00 | 99.56 |
| 9.0- 9.5 | 0.00 | 0.00 | 99.56 |
| 9.5-10.0 | 1.00 | 0.02 | 99.59 |
| 10.0-10.5 | 0.00 | 0.00 | 99.59 |
| 10.5-11.0 | 2.00 | 0.05 | 99.63 |
| 11.0-11.5 | 2.00 | 0.05 | 99.68 |
| 11.5-12.0 | 2.00 | 0.05 | 99.72 |
| 12.0-12.5 | 4.00 | 0.09 | 99.82 |
| 12.5-13.0 | 3.00 | 0.07 | 99.88 |
| 13.0-13.5 | 0.00 | 0.00 | 99.88 |
| 13.5-14.0 | 1.00 | 0.02 | 99.91 |
| 14.0-14.5 | 0.00 | 0.00 | 99.91 |
| 14.5-15.0 | 2.00 | 0.05 | 99.95 |
| 15.0-GREATER | 2.00 | 0.05 | 100.00 |



***** END OF JOB *****

ภาคผนวก ข.

แสดงผลการเปลี่ยนแปลงของยวดยาน

TRAFFIC SIMULATION BEGIN

TIME= 268*****

| LANE= | INFST= | 12 | NLST= | 11 | NFSTA= | 12 | NLST= | 14 | | | | | | | | |
|-------|--------|-------|-------|-------------|--------|---------|-------|-------|-------|-------|--------|--------|---------|---------|------|--|
| NE= | 0 | NA= | 3 | QUEUE SIZE= | 0 | SIGNAL= | 2 | | | | | | | | | |
| POS | 19.90 | 18.35 | 18.50 | 17.33 | 19.30 | 18.63 | 21.30 | 19.50 | 19.20 | 16.97 | 18.97 | -43.75 | -143.39 | -243.04 | 0.00 | |
| POS | 0.00 | 0.00 | 0.00 | 0.00 | 0.00 | 0.00 | 0.00 | 0.00 | 0.00 | 0.00 | 0.00 | 0.00 | 0.00 | 0.00 | 0.00 | |
| POS | 0.00 | 0.00 | 0.00 | 0.00 | 0.00 | 0.00 | 0.00 | 0.00 | 0.00 | 0.00 | 0.00 | 0.00 | 0.00 | 0.00 | 0.00 | |
| POS | 0.00 | 0.00 | 0.00 | 0.00 | 0.00 | 0.00 | 0.00 | 0.00 | 0.00 | 0.00 | 0.00 | 0.00 | 0.00 | 0.00 | 0.00 | |
| VEL | 6.64 | 6.68 | 6.64 | 6.73 | 6.65 | 6.64 | 6.63 | 6.61 | 6.62 | 9.13 | 6.47 | 17.12 | 17.36 | 17.87 | 0.00 | |
| VEL | 0.00 | 0.00 | 0.00 | 0.00 | 0.00 | 0.00 | 0.00 | 0.00 | 0.00 | 0.00 | 0.00 | 0.00 | 0.00 | 0.00 | 0.00 | |
| VEL | 0.00 | 0.00 | 0.00 | 0.00 | 0.00 | 0.00 | 0.00 | 0.00 | 0.00 | 0.00 | 0.00 | 0.00 | 0.00 | 0.00 | 0.00 | |
| VEL | 0.00 | 0.00 | 0.00 | 0.00 | 0.00 | 0.00 | 0.00 | 0.00 | 0.00 | 0.00 | 0.00 | 0.00 | 0.00 | 0.00 | 0.00 | |
| F.W.3 | 9.00 | 9.00 | 9.00 | 9.00 | 9.00 | 9.00 | 1.00 | 9.00 | 9.00 | 9.00 | 2.00 | 2.00 | 2.00 | 2.00 | 0.00 | |
| F.W.3 | 0.00 | 0.00 | 0.00 | 0.00 | 0.00 | 0.00 | 0.00 | 0.00 | 0.00 | 0.00 | 0.00 | 0.00 | 0.00 | 0.00 | 0.00 | |
| F.W.3 | 0.00 | 0.00 | 0.00 | 0.00 | 0.00 | 0.00 | 0.00 | 0.00 | 0.00 | 0.00 | 0.00 | 0.00 | 0.00 | 0.00 | 0.00 | |
| F.W.3 | 0.00 | 0.00 | 0.00 | 0.00 | 0.00 | 0.00 | 0.00 | 0.00 | 0.00 | 0.00 | 0.00 | 0.00 | 0.00 | 0.00 | 0.00 | |
| LANE= | 2NFST= | 4 | NLST= | 3 | NFSTA= | 4 | NLST= | 4 | | | | | | | | |
| NE= | 0 | NA= | 1 | QUEUE SIZE= | 0 | SIGNAL= | 2 | | | | | | | | | |
| POS | 93.75 | 90.56 | 92.40 | -252.63 | 0.00 | 0.00 | 0.00 | 0.00 | 0.00 | 0.00 | 0.00 | 0.00 | 0.00 | 0.00 | 0.00 | |
| POS | 0.00 | 0.00 | 0.00 | 0.00 | 0.00 | 0.00 | 0.00 | 0.00 | 0.00 | 0.00 | 0.00 | 0.00 | 0.00 | 0.00 | 0.00 | |
| POS | 0.00 | 0.00 | 0.00 | 0.00 | 0.00 | 0.00 | 0.00 | 0.00 | 0.00 | 0.00 | 0.00 | 0.00 | 0.00 | 0.00 | 0.00 | |
| POS | 0.00 | 0.00 | 0.00 | 0.00 | 0.00 | 0.00 | 0.00 | 0.00 | 0.00 | 0.00 | 0.00 | 0.00 | 0.00 | 0.00 | 0.00 | |
| VEL | 15.68 | 15.22 | 15.27 | 15.34 | 0.00 | 0.00 | 0.00 | 0.00 | 0.00 | 0.00 | 0.00 | 0.00 | 0.00 | 0.00 | 0.00 | |
| VEL | 0.00 | 0.00 | 0.00 | 0.00 | 0.00 | 0.00 | 0.00 | 0.00 | 0.00 | 0.00 | 0.00 | 0.00 | 0.00 | 0.00 | 0.00 | |
| VEL | 0.00 | 0.00 | 0.00 | 0.00 | 0.00 | 0.00 | 0.00 | 0.00 | 0.00 | 0.00 | 0.00 | 0.00 | 0.00 | 0.00 | 0.00 | |
| VEL | 0.00 | 0.00 | 0.00 | 0.00 | 0.00 | 0.00 | 0.00 | 0.00 | 0.00 | 0.00 | 0.00 | 0.00 | 0.00 | 0.00 | 0.00 | |
| F.W.3 | 2.00 | 1.00 | 2.00 | 2.00 | 0.00 | 0.00 | 0.00 | 0.00 | 0.00 | 0.00 | 0.00 | 0.00 | 0.00 | 0.00 | 0.00 | |
| F.W.3 | 0.00 | 0.00 | 0.00 | 0.00 | 0.00 | 0.00 | 0.00 | 0.00 | 0.00 | 0.00 | 0.00 | 0.00 | 0.00 | 0.00 | 0.00 | |
| F.W.3 | 0.00 | 0.00 | 0.00 | 0.00 | 0.00 | 0.00 | 0.00 | 0.00 | 0.00 | 0.00 | 0.00 | 0.00 | 0.00 | 0.00 | 0.00 | |
| F.W.3 | 0.00 | 0.00 | 0.00 | 0.00 | 0.00 | 0.00 | 0.00 | 0.00 | 0.00 | 0.00 | 0.00 | 0.00 | 0.00 | 0.00 | 0.00 | |
| LANE= | 3NFST= | 6 | NLST= | 5 | NFSTA= | 6 | NLST= | 6 | | | | | | | | |
| NE= | 0 | NA= | 1 | QUEUE SIZE= | 0 | SIGNAL= | 2 | | | | | | | | | |
| POS | 92.51 | 98.57 | 96.57 | 90.34 | 92.74 | -85.71 | 0.00 | 0.00 | 0.00 | 0.00 | 0.00 | 0.00 | 0.00 | 0.00 | 0.00 | |
| POS | 0.00 | 0.00 | 0.00 | 0.00 | 0.00 | 0.00 | 0.00 | 0.00 | 0.00 | 0.00 | 0.00 | 0.00 | 0.00 | 0.00 | 0.00 | |
| POS | 0.00 | 0.00 | 0.00 | 0.00 | 0.00 | 0.00 | 0.00 | 0.00 | 0.00 | 0.00 | 0.00 | 0.00 | 0.00 | 0.00 | 0.00 | |
| POS | 0.00 | 0.00 | 0.00 | 0.00 | 0.00 | 0.00 | 0.00 | 0.00 | 0.00 | 0.00 | 0.00 | 0.00 | 0.00 | 0.00 | 0.00 | |
| VEL | 15.08 | 15.09 | 15.32 | 15.19 | 17.24 | 16.16 | 0.00 | 0.00 | 0.00 | 0.00 | 0.00 | 0.00 | 0.00 | 0.00 | 0.00 | |
| VEL | 0.00 | 0.00 | 0.00 | 0.00 | 0.00 | 0.00 | 0.00 | 0.00 | 0.00 | 0.00 | 0.00 | 0.00 | 0.00 | 0.00 | 0.00 | |
| VEL | 0.00 | 0.00 | 0.00 | 0.00 | 0.00 | 0.00 | 0.00 | 0.00 | 0.00 | 0.00 | 0.00 | 0.00 | 0.00 | 0.00 | 0.00 | |
| VEL | 0.00 | 0.00 | 0.00 | 0.00 | 0.00 | 0.00 | 0.00 | 0.00 | 0.00 | 0.00 | 0.00 | 0.00 | 0.00 | 0.00 | 0.00 | |
| F.W.3 | 2.00 | 1.00 | 2.00 | 1.00 | 2.00 | 2.00 | 0.00 | 0.00 | 0.00 | 0.00 | 0.00 | 0.00 | 0.00 | 0.00 | 0.00 | |
| F.W.3 | 0.00 | 0.00 | 0.00 | 0.00 | 0.00 | 0.00 | 0.00 | 0.00 | 0.00 | 0.00 | 0.00 | 0.00 | 0.00 | 0.00 | 0.00 | |
| F.W.3 | 0.00 | 0.00 | 0.00 | 0.00 | 0.00 | 0.00 | 0.00 | 0.00 | 0.00 | 0.00 | 0.00 | 0.00 | 0.00 | 0.00 | 0.00 | |
| F.W.3 | 0.00 | 0.00 | 0.00 | 0.00 | 0.00 | 0.00 | 0.00 | 0.00 | 0.00 | 0.00 | 0.00 | 0.00 | 0.00 | 0.00 | 0.00 | |
| LANE= | 4NFST= | 11 | NLST= | 10 | NFSTA= | 11 | NLST= | 11 | | | | | | | | |
| NE= | 0 | NA= | 1 | QUEUE SIZE= | 0 | SIGNAL= | 2 | | | | | | | | | |
| POS | 90.30 | 92.23 | 95.93 | 98.32 | 90.03 | 93.24 | 92.97 | 95.18 | 97.01 | 93.21 | -59.41 | 0.00 | 0.00 | 0.00 | 0.00 | |
| POS | 0.00 | 0.00 | 0.00 | 0.00 | 0.00 | 0.00 | 0.00 | 0.00 | 0.00 | 0.00 | 0.00 | 0.00 | 0.00 | 0.00 | 0.00 | |
| POS | 0.00 | 0.00 | 0.00 | 0.00 | 0.00 | 0.00 | 0.00 | 0.00 | 0.00 | 0.00 | 0.00 | 0.00 | 0.00 | 0.00 | 0.00 | |
| POS | 0.00 | 0.00 | 0.00 | 0.00 | 0.00 | 0.00 | 0.00 | 0.00 | 0.00 | 0.00 | 0.00 | 0.00 | 0.00 | 0.00 | 0.00 | |
| VEL | 17.72 | 17.03 | 16.30 | 17.03 | 16.17 | 14.72 | 16.55 | 15.98 | 15.08 | 17.12 | 16.16 | 0.00 | 0.00 | 0.00 | 0.00 | |
| VEL | 0.00 | 0.00 | 0.00 | 0.00 | 0.00 | 0.00 | 0.00 | 0.00 | 0.00 | 0.00 | 0.00 | 0.00 | 0.00 | 0.00 | 0.00 | |
| VEL | 0.00 | 0.00 | 0.00 | 0.00 | 0.00 | 0.00 | 0.00 | 0.00 | 0.00 | 0.00 | 0.00 | 0.00 | 0.00 | 0.00 | 0.00 | |
| VEL | 0.00 | 0.00 | 0.00 | 0.00 | 0.00 | 0.00 | 0.00 | 0.00 | 0.00 | 0.00 | 0.00 | 0.00 | 0.00 | 0.00 | 0.00 | |
| F.W.3 | 2.00 | 2.00 | 2.00 | 2.00 | 2.00 | 2.00 | 2.00 | 2.00 | 1.00 | 2.00 | 2.00 | 0.00 | 0.00 | 0.00 | 0.00 | |
| F.W.3 | 0.00 | 0.00 | 0.00 | 0.00 | 0.00 | 0.00 | 0.00 | 0.00 | 0.00 | 0.00 | 0.00 | 0.00 | 0.00 | 0.00 | 0.00 | |
| F.W.3 | 0.00 | 0.00 | 0.00 | 0.00 | 0.00 | 0.00 | 0.00 | 0.00 | 0.00 | 0.00 | 0.00 | 0.00 | 0.00 | 0.00 | 0.00 | |
| F.W.3 | 0.00 | 0.00 | 0.00 | 0.00 | 0.00 | 0.00 | 0.00 | 0.00 | 0.00 | 0.00 | 0.00 | 0.00 | 0.00 | 0.00 | 0.00 | |

| LANE= 9NFST= 4 NLSTE= 3 NFSTA= 4 NLST= 5 | | | | | | | | | | | | | | | | |
|--|-------|---------------|--------|--------|--------|-----------|--------|--------|--------|--------|--------|---------|-------|-------|------|------|
| NE= 0 | NA= 2 | QUEUE SIZE= 2 | | | | SIGNAL= 0 | | | | | | | | | | |
| PDS | 35.34 | 39.02 | 37.49 | -1.09 | -6.14 | 0.00 | 0.00 | 0.00 | 0.00 | 0.00 | 0.00 | 0.00 | 0.00 | 0.00 | 0.00 | 0.00 |
| PDS | 0.00 | 0.00 | 0.00 | 0.00 | 0.00 | 0.00 | 0.00 | 0.00 | 0.00 | 0.00 | 0.00 | 0.00 | 0.00 | 0.00 | 0.00 | 0.00 |
| PDS | 0.00 | 0.00 | 0.00 | 0.00 | 0.00 | 0.00 | 0.00 | 0.00 | 0.00 | 0.00 | 0.00 | 0.00 | 0.00 | 0.00 | 0.00 | 0.00 |
| VEL | 10.15 | 10.13 | 11.44 | 0.00 | 0.00 | 0.00 | 0.00 | 0.00 | 0.00 | 0.00 | 0.00 | 0.00 | 0.00 | 0.00 | 0.00 | 0.00 |
| VEL | 0.00 | 0.00 | 0.00 | 0.00 | 0.00 | 0.00 | 0.00 | 0.00 | 0.00 | 0.00 | 0.00 | 0.00 | 0.00 | 0.00 | 0.00 | 0.00 |
| VEL | 0.00 | 0.00 | 0.00 | 0.00 | 0.00 | 0.00 | 0.00 | 0.00 | 0.00 | 0.00 | 0.00 | 0.00 | 0.00 | 0.00 | 0.00 | 0.00 |
| VEL | 0.00 | 0.00 | 0.00 | 0.00 | 0.00 | 0.00 | 0.00 | 0.00 | 0.00 | 0.00 | 0.00 | 0.00 | 0.00 | 0.00 | 0.00 | 0.00 |
| F.W.3 | 8.00 | 1.00 | 8.00 | 10.00 | 10.00 | 0.00 | 0.00 | 0.00 | 0.00 | 0.00 | 0.00 | 0.00 | 0.00 | 0.00 | 0.00 | 0.00 |
| F.W.3 | 0.00 | 0.00 | 0.00 | 0.00 | 0.00 | 0.00 | 0.00 | 0.00 | 0.00 | 0.00 | 0.00 | 0.00 | 0.00 | 0.00 | 0.00 | 0.00 |
| F.W.3 | 0.00 | 0.00 | 0.00 | 0.00 | 0.00 | 0.00 | 0.00 | 0.00 | 0.00 | 0.00 | 0.00 | 0.00 | 0.00 | 0.00 | 0.00 | 0.00 |
| F.W.3 | 0.00 | 0.00 | 0.00 | 0.00 | 0.00 | 0.00 | 0.00 | 0.00 | 0.00 | 0.00 | 0.00 | 0.00 | 0.00 | 0.00 | 0.00 | 0.00 |
| LANE= 10NFST= 6 NLSTE= 6 NFSTA= 7 NLST= 12 | | | | | | | | | | | | | | | | |
| NE= 1 | NA= 6 | QUEUE SIZE= 3 | | | | SIGNAL= 0 | | | | | | | | | | |
| PDS | 29.31 | 95.77 | 94.00 | 90.07 | 16.89 | 97.90 | 0.14 | -4.30 | -9.36 | -39.08 | -81.89 | -267.41 | 0.00 | 0.00 | 0.00 | 0.00 |
| PDS | 0.00 | 0.00 | 0.00 | 0.00 | 0.00 | 0.00 | 0.00 | 0.00 | 0.00 | 0.00 | 0.00 | 0.00 | 0.00 | 0.00 | 0.00 | 0.00 |
| PDS | 0.00 | 0.00 | 0.00 | 0.00 | 0.00 | 0.00 | 0.00 | 0.00 | 0.00 | 0.00 | 0.00 | 0.00 | 0.00 | 0.00 | 0.00 | 0.00 |
| PDS | 0.00 | 0.00 | 0.00 | 0.00 | 0.00 | 0.00 | 0.00 | 0.00 | 0.00 | 0.00 | 0.00 | 0.00 | 0.00 | 0.00 | 0.00 | 0.00 |
| VEL | 7.49 | 16.40 | 15.58 | 16.88 | 6.57 | 17.24 | 0.00 | 0.00 | 0.00 | 0.00 | 0.00 | 17.96 | 17.12 | 10.02 | 0.00 | 0.00 |
| VEL | 0.00 | 0.00 | 0.00 | 0.00 | 0.00 | 0.00 | 0.00 | 0.00 | 0.00 | 0.00 | 0.00 | 0.00 | 0.00 | 0.00 | 0.00 | 0.00 |
| VEL | 0.00 | 0.00 | 0.00 | 0.00 | 0.00 | 0.00 | 0.00 | 0.00 | 0.00 | 0.00 | 0.00 | 0.00 | 0.00 | 0.00 | 0.00 | 0.00 |
| VEL | 0.00 | 0.00 | 0.00 | 0.00 | 0.00 | 0.00 | 0.00 | 0.00 | 0.00 | 0.00 | 0.00 | 0.00 | 0.00 | 0.00 | 0.00 | 0.00 |
| F.W.3 | 2.00 | 2.00 | 2.00 | 2.00 | 9.00 | 2.00 | 10.00 | 10.00 | 10.00 | 10.00 | 1.00 | 2.00 | 2.00 | 0.00 | 0.00 | 0.00 |
| F.W.3 | 0.00 | 0.00 | 0.00 | 0.00 | 0.00 | 0.00 | 0.00 | 0.00 | 0.00 | 0.00 | 0.00 | 0.00 | 0.00 | 0.00 | 0.00 | 0.00 |
| F.W.3 | 0.00 | 0.00 | 0.00 | 0.00 | 0.00 | 0.00 | 0.00 | 0.00 | 0.00 | 0.00 | 0.00 | 0.00 | 0.00 | 0.00 | 0.00 | 0.00 |
| F.W.3 | 0.00 | 0.00 | 0.00 | 0.00 | 0.00 | 0.00 | 0.00 | 0.00 | 0.00 | 0.00 | 0.00 | 0.00 | 0.00 | 0.00 | 0.00 | 0.00 |
| LANE= 11NFST= 1 NLSTE= 0 NFSTA= 1 NLST= 9 | | | | | | | | | | | | | | | | |
| NE= 0 | NA= 9 | QUEUE SIZE= 9 | | | | SIGNAL= 0 | | | | | | | | | | |
| PDS | -0.98 | -6.98 | -16.27 | -27.33 | -32.96 | -36.27 | -45.16 | -54.98 | -65.55 | 0.00 | 0.00 | 0.00 | 0.00 | 0.00 | 0.00 | 0.00 |
| PDS | 0.00 | 0.00 | 0.00 | 0.00 | 0.00 | 0.00 | 0.00 | 0.00 | 0.00 | 0.00 | 0.00 | 0.00 | 0.00 | 0.00 | 0.00 | 0.00 |
| PDS | 0.00 | 0.00 | 0.00 | 0.00 | 0.00 | 0.00 | 0.00 | 0.00 | 0.00 | 0.00 | 0.00 | 0.00 | 0.00 | 0.00 | 0.00 | 0.00 |
| PDS | 0.00 | 0.00 | 0.00 | 0.00 | 0.00 | 0.00 | 0.00 | 0.00 | 0.00 | 0.00 | 0.00 | 0.00 | 0.00 | 0.00 | 0.00 | 0.00 |
| VEL | 0.00 | 0.00 | 0.00 | 0.00 | 0.00 | 0.00 | 0.00 | 0.00 | 0.00 | 0.00 | 0.00 | 0.00 | 0.00 | 0.00 | 0.00 | 0.00 |
| VEL | 0.00 | 0.00 | 0.00 | 0.00 | 0.00 | 0.00 | 0.00 | 0.00 | 0.00 | 0.00 | 0.00 | 0.00 | 0.00 | 0.00 | 0.00 | 0.00 |
| VEL | 0.00 | 0.00 | 0.00 | 0.00 | 0.00 | 0.00 | 0.00 | 0.00 | 0.00 | 0.00 | 0.00 | 0.00 | 0.00 | 0.00 | 0.00 | 0.00 |
| VEL | 0.00 | 0.00 | 0.00 | 0.00 | 0.00 | 0.00 | 0.00 | 0.00 | 0.00 | 0.00 | 0.00 | 0.00 | 0.00 | 0.00 | 0.00 | 0.00 |
| F.W.3 | 10.00 | 10.00 | 10.00 | 10.00 | 10.00 | 10.00 | 10.00 | 10.00 | 10.00 | 0.00 | 0.00 | 0.00 | 0.00 | 0.00 | 0.00 | 0.00 |
| F.W.3 | 0.00 | 0.00 | 0.00 | 0.00 | 0.00 | 0.00 | 0.00 | 0.00 | 0.00 | 0.00 | 0.00 | 0.00 | 0.00 | 0.00 | 0.00 | 0.00 |
| F.W.3 | 0.00 | 0.00 | 0.00 | 0.00 | 0.00 | 0.00 | 0.00 | 0.00 | 0.00 | 0.00 | 0.00 | 0.00 | 0.00 | 0.00 | 0.00 | 0.00 |
| F.W.3 | 0.00 | 0.00 | 0.00 | 0.00 | 0.00 | 0.00 | 0.00 | 0.00 | 0.00 | 0.00 | 0.00 | 0.00 | 0.00 | 0.00 | 0.00 | 0.00 |
| LANE= 12NFST= 1 NLSTE= 0 NFSTA= 1 NLST= 6 | | | | | | | | | | | | | | | | |
| NE= 0 | NA= 6 | QUEUE SIZE= 4 | | | | SIGNAL= 0 | | | | | | | | | | |
| PDS | -0.52 | -5.85 | -14.87 | -26.94 | -58.52 | -202.31 | 0.00 | 0.00 | 0.00 | 0.00 | 0.00 | 0.00 | 0.00 | 0.00 | 0.00 | 0.00 |
| PDS | 0.00 | 0.00 | 0.00 | 0.00 | 0.00 | 0.00 | 0.00 | 0.00 | 0.00 | 0.00 | 0.00 | 0.00 | 0.00 | 0.00 | 0.00 | 0.00 |
| PDS | 0.00 | 0.00 | 0.00 | 0.00 | 0.00 | 0.00 | 0.00 | 0.00 | 0.00 | 0.00 | 0.00 | 0.00 | 0.00 | 0.00 | 0.00 | 0.00 |
| PDS | 0.00 | 0.00 | 0.00 | 0.00 | 0.00 | 0.00 | 0.00 | 0.00 | 0.00 | 0.00 | 0.00 | 0.00 | 0.00 | 0.00 | 0.00 | 0.00 |
| VEL | 0.00 | 0.00 | 0.00 | 0.00 | 12.84 | 14.55 | 0.00 | 0.00 | 0.00 | 0.00 | 0.00 | 0.00 | 0.00 | 0.00 | 0.00 | 0.00 |
| VEL | 0.00 | 0.00 | 0.00 | 0.00 | 0.00 | 0.00 | 0.00 | 0.00 | 0.00 | 0.00 | 0.00 | 0.00 | 0.00 | 0.00 | 0.00 | 0.00 |
| VEL | 0.00 | 0.00 | 0.00 | 0.00 | 0.00 | 0.00 | 0.00 | 0.00 | 0.00 | 0.00 | 0.00 | 0.00 | 0.00 | 0.00 | 0.00 | 0.00 |
| VEL | 0.00 | 0.00 | 0.00 | 0.00 | 0.00 | 0.00 | 0.00 | 0.00 | 0.00 | 0.00 | 0.00 | 0.00 | 0.00 | 0.00 | 0.00 | 0.00 |
| F.W.3 | 10.00 | 10.00 | 10.00 | 10.00 | 1.00 | 2.00 | 0.00 | 0.00 | 0.00 | 0.00 | 0.00 | 0.00 | 0.00 | 0.00 | 0.00 | 0.00 |
| F.W.3 | 0.00 | 0.00 | 0.00 | 0.00 | 0.00 | 0.00 | 0.00 | 0.00 | 0.00 | 0.00 | 0.00 | 0.00 | 0.00 | 0.00 | 0.00 | 0.00 |
| F.W.3 | 0.00 | 0.00 | 0.00 | 0.00 | 0.00 | 0.00 | 0.00 | 0.00 | 0.00 | 0.00 | 0.00 | 0.00 | 0.00 | 0.00 | 0.00 | 0.00 |
| F.W.3 | 0.00 | 0.00 | 0.00 | 0.00 | 0.00 | 0.00 | 0.00 | 0.00 | 0.00 | 0.00 | 0.00 | 0.00 | 0.00 | 0.00 | 0.00 | 0.00 |

| LANE= 13NFST= 1 NLST= 0 NFSTA= 1 NLST= 9 | | | | | | | | | | | | | | | |
|---|--------|---------------|-------|--------|--------|-----------|---------|---------|---------|--------|--------|---------|---------|------|------|
| NE= 0 | NA= 9 | QUEUE SIZE= 7 | | | | SIGNAL= 0 | | | | | | | | | |
| POS | -0.60 | -1.94 | -7.09 | -11.67 | -21.07 | -32.46 | -34.47 | -146.25 | -248.58 | 0.00 | 0.00 | 0.00 | 0.00 | 0.00 | 0.00 |
| POS | 0.00 | 0.00 | 0.00 | 0.00 | 0.00 | 0.00 | 0.00 | 0.00 | 0.00 | 0.00 | 0.00 | 0.00 | 0.00 | 0.00 | 0.00 |
| POS | 0.00 | 0.00 | 0.00 | 0.00 | 0.00 | 0.00 | 0.00 | 0.00 | 0.00 | 0.00 | 0.00 | 0.00 | 0.00 | 0.00 | 0.00 |
| POS | 0.00 | 0.00 | 0.00 | 0.00 | 0.00 | 0.00 | 0.00 | 0.00 | 0.00 | 0.00 | 0.00 | 0.00 | 0.00 | 0.00 | 0.00 |
| VEL | 0.00 | 0.00 | 0.00 | 0.00 | 0.00 | 0.00 | 0.00 | 0.00 | 0.00 | 0.00 | 0.00 | 0.00 | 0.00 | 0.00 | 0.00 |
| VEL | 0.00 | 0.00 | 0.00 | 0.00 | 0.00 | 0.00 | 0.00 | 0.00 | 0.00 | 0.00 | 0.00 | 0.00 | 0.00 | 0.00 | 0.00 |
| VEL | 0.00 | 0.00 | 0.00 | 0.00 | 0.00 | 0.00 | 0.00 | 0.00 | 0.00 | 0.00 | 0.00 | 0.00 | 0.00 | 0.00 | 0.00 |
| F.W.3 | 10.00 | 10.00 | 10.00 | 10.00 | 10.00 | 10.00 | 10.00 | 10.00 | 2.00 | 2.00 | 0.00 | 0.00 | 0.00 | 0.00 | 0.00 |
| F.W.3 | 0.00 | 0.00 | 0.00 | 0.00 | 0.00 | 0.00 | 0.00 | 0.00 | 0.00 | 0.00 | 0.00 | 0.00 | 0.00 | 0.00 | 0.00 |
| F.W.3 | 0.00 | 0.00 | 0.00 | 0.00 | 0.00 | 0.00 | 0.00 | 0.00 | 0.00 | 0.00 | 0.00 | 0.00 | 0.00 | 0.00 | 0.00 |
| F.W.3 | 0.00 | 0.00 | 0.00 | 0.00 | 0.00 | 0.00 | 0.00 | 0.00 | 0.00 | 0.00 | 0.00 | 0.00 | 0.00 | 0.00 | 0.00 |
| LANE= 14NFST= 1 NLST= 0 NFSTA= 1 NLST= 7 | | | | | | | | | | | | | | | |
| NE= 0 | NA= 7 | QUEUE SIZE= 6 | | | | SIGNAL= 0 | | | | | | | | | |
| POS | -1.44 | -6.40 | -8.28 | -13.60 | -22.39 | -33.05 | -180.32 | 0.00 | 0.00 | 0.00 | 0.00 | 0.00 | 0.00 | 0.00 | 0.00 |
| POS | 0.00 | 0.00 | 0.00 | 0.00 | 0.00 | 0.00 | 0.00 | 0.00 | 0.00 | 0.00 | 0.00 | 0.00 | 0.00 | 0.00 | 0.00 |
| POS | 0.00 | 0.00 | 0.00 | 0.00 | 0.00 | 0.00 | 0.00 | 0.00 | 0.00 | 0.00 | 0.00 | 0.00 | 0.00 | 0.00 | 0.00 |
| POS | 0.00 | 0.00 | 0.00 | 0.00 | 0.00 | 0.00 | 0.00 | 0.00 | 0.00 | 0.00 | 0.00 | 0.00 | 0.00 | 0.00 | 0.00 |
| VEL | 0.00 | 0.00 | 0.00 | 0.00 | 0.00 | 0.00 | 0.00 | 0.00 | 0.00 | 0.00 | 0.00 | 0.00 | 0.00 | 0.00 | 0.00 |
| VEL | 0.00 | 0.00 | 0.00 | 0.00 | 0.00 | 0.00 | 0.00 | 0.00 | 0.00 | 0.00 | 0.00 | 0.00 | 0.00 | 0.00 | 0.00 |
| VEL | 0.00 | 0.00 | 0.00 | 0.00 | 0.00 | 0.00 | 0.00 | 0.00 | 0.00 | 0.00 | 0.00 | 0.00 | 0.00 | 0.00 | 0.00 |
| F.W.3 | 10.00 | 10.00 | 10.00 | 10.00 | 10.00 | 10.00 | 10.00 | 2.00 | 0.00 | 0.00 | 0.00 | 0.00 | 0.00 | 0.00 | 0.00 |
| F.W.3 | 0.00 | 0.00 | 0.00 | 0.00 | 0.00 | 0.00 | 0.00 | 0.00 | 0.00 | 0.00 | 0.00 | 0.00 | 0.00 | 0.00 | 0.00 |
| F.W.3 | 0.00 | 0.00 | 0.00 | 0.00 | 0.00 | 0.00 | 0.00 | 0.00 | 0.00 | 0.00 | 0.00 | 0.00 | 0.00 | 0.00 | 0.00 |
| F.W.3 | 0.00 | 0.00 | 0.00 | 0.00 | 0.00 | 0.00 | 0.00 | 0.00 | 0.00 | 0.00 | 0.00 | 0.00 | 0.00 | 0.00 | 0.00 |
| LANE= 15NFST= 3 NLST= 2 NFSTA= 3 NLST= 3 | | | | | | | | | | | | | | | |
| NE= 0 | NA= 1 | QUEUE SIZE= 1 | | | | SIGNAL= 0 | | | | | | | | | |
| POS | 96.64 | 90.23 | 0.20 | 0.00 | 0.00 | 0.00 | 0.00 | 0.00 | 0.00 | 0.00 | 0.00 | 0.00 | 0.00 | 0.00 | 0.00 |
| POS | 0.00 | 0.00 | 0.00 | 0.00 | 0.00 | 0.00 | 0.00 | 0.00 | 0.00 | 0.00 | 0.00 | 0.00 | 0.00 | 0.00 | 0.00 |
| POS | 0.00 | 0.00 | 0.00 | 0.00 | 0.00 | 0.00 | 0.00 | 0.00 | 0.00 | 0.00 | 0.00 | 0.00 | 0.00 | 0.00 | 0.00 |
| POS | 0.00 | 0.00 | 0.00 | 0.00 | 0.00 | 0.00 | 0.00 | 0.00 | 0.00 | 0.00 | 0.00 | 0.00 | 0.00 | 0.00 | 0.00 |
| VEL | 14.72 | 14.72 | 0.00 | 0.00 | 0.00 | 0.00 | 0.00 | 0.00 | 0.00 | 0.00 | 0.00 | 0.00 | 0.00 | 0.00 | 0.00 |
| VEL | 0.00 | 0.00 | 0.00 | 0.00 | 0.00 | 0.00 | 0.00 | 0.00 | 0.00 | 0.00 | 0.00 | 0.00 | 0.00 | 0.00 | 0.00 |
| VEL | 0.00 | 0.00 | 0.00 | 0.00 | 0.00 | 0.00 | 0.00 | 0.00 | 0.00 | 0.00 | 0.00 | 0.00 | 0.00 | 0.00 | 0.00 |
| VEL | 0.00 | 0.00 | 0.00 | 0.00 | 0.00 | 0.00 | 0.00 | 0.00 | 0.00 | 0.00 | 0.00 | 0.00 | 0.00 | 0.00 | 0.00 |
| F.W.3 | 2.00 | 2.00 | 10.00 | 0.00 | 0.00 | 0.00 | 0.00 | 0.00 | 0.00 | 0.00 | 0.00 | 0.00 | 0.00 | 0.00 | 0.00 |
| F.W.3 | 0.00 | 0.00 | 0.00 | 0.00 | 0.00 | 0.00 | 0.00 | 0.00 | 0.00 | 0.00 | 0.00 | 0.00 | 0.00 | 0.00 | 0.00 |
| F.W.3 | 0.00 | 0.00 | 0.00 | 0.00 | 0.00 | 0.00 | 0.00 | 0.00 | 0.00 | 0.00 | 0.00 | 0.00 | 0.00 | 0.00 | 0.00 |
| F.W.3 | 0.00 | 0.00 | 0.00 | 0.00 | 0.00 | 0.00 | 0.00 | 0.00 | 0.00 | 0.00 | 0.00 | 0.00 | 0.00 | 0.00 | 0.00 |
| LANE= 16NFST= 4 NLST= 3 NFSTA= 4 NLST= 13 | | | | | | | | | | | | | | | |
| NE= 0 | NA= 10 | QUEUE SIZE= 7 | | | | SIGNAL= 0 | | | | | | | | | |
| POS | 93.07 | 94.84 | 93.92 | -1.26 | -6.38 | -15.02 | -17.74 | -29.04 | -37.29 | -39.76 | -51.01 | -278.78 | -293.74 | 0.00 | 0.00 |
| POS | 0.00 | 0.00 | 0.00 | 0.00 | 0.00 | 0.00 | 0.00 | 0.00 | 0.00 | 0.00 | 0.00 | 0.00 | 0.00 | 0.00 | 0.00 |
| POS | 0.00 | 0.00 | 0.00 | 0.00 | 0.00 | 0.00 | 0.00 | 0.00 | 0.00 | 0.00 | 0.00 | 0.00 | 0.00 | 0.00 | 0.00 |
| POS | 0.00 | 0.00 | 0.00 | 0.00 | 0.00 | 0.00 | 0.00 | 0.00 | 0.00 | 0.00 | 0.00 | 0.00 | 0.00 | 0.00 | 0.00 |
| VEL | 15.56 | 16.40 | 14.72 | 0.00 | 0.00 | 0.00 | 0.00 | 0.00 | 0.00 | 0.00 | 0.00 | 0.00 | 0.00 | 0.00 | 0.00 |
| VEL | 0.00 | 0.00 | 0.00 | 0.00 | 0.00 | 0.00 | 0.00 | 0.00 | 0.00 | 0.00 | 0.14 | 6.10 | 4.52 | 0.00 | 0.00 |
| VEL | 0.00 | 0.00 | 0.00 | 0.00 | 0.00 | 0.00 | 0.00 | 0.00 | 0.00 | 0.00 | 0.00 | 0.00 | 0.00 | 0.00 | 0.00 |
| VEL | 0.00 | 0.00 | 0.00 | 0.00 | 0.00 | 0.00 | 0.00 | 0.00 | 0.00 | 0.00 | 0.00 | 0.00 | 0.00 | 0.00 | 0.00 |
| F.W.3 | 2.00 | 2.00 | 2.00 | 10.00 | 10.00 | 10.00 | 10.00 | 10.00 | 10.00 | 10.00 | 2.00 | 2.00 | 2.00 | 0.00 | 0.00 |
| F.W.3 | 0.00 | 0.00 | 0.00 | 0.00 | 0.00 | 0.00 | 0.00 | 0.00 | 0.00 | 0.00 | 0.00 | 0.00 | 0.00 | 0.00 | 0.00 |
| F.W.3 | 0.00 | 0.00 | 0.00 | 0.00 | 0.00 | 0.00 | 0.00 | 0.00 | 0.00 | 0.00 | 0.00 | 0.00 | 0.00 | 0.00 | 0.00 |
| F.W.3 | 0.00 | 0.00 | 0.00 | 0.00 | 0.00 | 0.00 | 0.00 | 0.00 | 0.00 | 0.00 | 0.00 | 0.00 | 0.00 | 0.00 | 0.00 |

LANE= 17NFST= 8 NLSTE= 8 NFSTA= 9 NLST= 23
 NE= 1 NA= 15 QUEUE SIZE= 12 SIGNAL= 0

| | | | | | | | | | | | | | | | |
|-------|--------|--------|--------|--------|--------|---------|---------|---------|-------|--------|--------|--------|--------|--------|--------|
| POS | 95.90 | 98.70 | 94.05 | 96.87 | 94.26 | 90.79 | 93.27 | 59.94 | -5.58 | -10.51 | -16.10 | -19.36 | -22.62 | -27.43 | -35.12 |
| POS | -40.70 | -53.44 | -61.91 | -70.32 | -79.79 | -119.43 | -136.88 | -213.60 | 0.00 | 0.00 | 0.00 | 0.00 | 0.00 | 0.00 | 0.00 |
| POS | 0.00 | 0.00 | 0.00 | 0.00 | 0.00 | 0.00 | 0.00 | 0.00 | 0.00 | 0.00 | 0.00 | 0.00 | 0.00 | 0.00 | 0.00 |
| POS | 0.00 | 0.00 | 0.00 | 0.00 | 0.00 | 0.00 | 0.00 | 0.00 | 0.00 | 0.00 | 0.00 | 0.00 | 0.00 | 0.00 | 0.00 |
| VEL | 15.40 | 15.05 | 13.98 | 13.79 | 13.10 | 12.52 | 13.37 | 7.67 | 0.00 | 0.00 | 0.00 | 0.00 | 0.00 | 0.00 | 0.00 |
| VEL | 0.00 | 0.00 | 0.00 | 0.00 | 0.00 | 13.01 | 15.64 | 16.86 | 0.00 | 0.00 | 0.00 | 0.00 | 0.00 | 0.00 | 0.00 |
| VEL | 0.00 | 0.00 | 0.00 | 0.00 | 0.00 | 0.00 | 0.00 | 0.00 | 0.00 | 0.00 | 0.00 | 0.00 | 0.00 | 0.00 | 0.00 |
| VEL | 0.00 | 0.00 | 0.00 | 0.00 | 0.00 | 0.00 | 0.00 | 0.00 | 0.00 | 0.00 | 0.00 | 0.00 | 0.00 | 0.00 | 0.00 |
| F.W.3 | 2.00 | 2.00 | 2.00 | 1.00 | 1.00 | 1.00 | 2.00 | 7.00 | 10.00 | 10.00 | 10.00 | 10.00 | 10.00 | 10.00 | 10.00 |
| F.W.3 | 10.00 | 10.00 | 10.00 | 10.00 | 10.00 | 1.00 | 1.00 | 2.00 | 0.00 | 0.00 | 0.00 | 0.00 | 0.00 | 0.00 | 0.00 |
| F.W.3 | 0.00 | 0.00 | 0.00 | 0.00 | 0.00 | 0.00 | 0.00 | 0.00 | 0.00 | 0.00 | 0.00 | 0.00 | 0.00 | 0.00 | 0.00 |
| F.W.3 | 0.00 | 0.00 | 0.00 | 0.00 | 0.00 | 0.00 | 0.00 | 0.00 | 0.00 | 0.00 | 0.00 | 0.00 | 0.00 | 0.00 | 0.00 |

LANE= 18NFST= 8 NLSTE= 7 NFSTA= 8 NLST= 10
 NE= 0 NA= 3 QUEUE SIZE= 0 SIGNAL= 0

| | | | | | | | | | | | | | | | |
|-------|-------|-------|-------|-------|-------|-------|-------|--------|---------|---------|------|------|------|------|------|
| POS | 38.09 | 38.98 | 45.59 | 41.35 | 33.65 | 37.08 | 35.39 | -49.90 | -244.41 | -243.94 | 0.00 | 0.00 | 0.00 | 0.00 | 0.00 |
| POS | 0.00 | 0.00 | 0.00 | 0.00 | 0.00 | 0.00 | 0.00 | 0.00 | 0.00 | 0.00 | 0.00 | 0.00 | 0.00 | 0.00 | 0.00 |
| POS | 0.00 | 0.00 | 0.00 | 0.00 | 0.00 | 0.00 | 0.00 | 0.00 | 0.00 | 0.00 | 0.00 | 0.00 | 0.00 | 0.00 | 0.00 |
| POS | 0.00 | 0.00 | 0.00 | 0.00 | 0.00 | 0.00 | 0.00 | 0.00 | 0.00 | 0.00 | 0.00 | 0.00 | 0.00 | 0.00 | 0.00 |
| VEL | 21.74 | 20.92 | 18.72 | 10.89 | 10.15 | 10.38 | 10.15 | 18.08 | 13.65 | 13.39 | 0.00 | 0.00 | 0.00 | 0.00 | 0.00 |
| VEL | 0.00 | 0.00 | 0.00 | 0.00 | 0.00 | 0.00 | 0.00 | 0.00 | 0.00 | 0.00 | 0.00 | 0.00 | 0.00 | 0.00 | 0.00 |
| VEL | 0.00 | 0.00 | 0.00 | 0.00 | 0.00 | 0.00 | 0.00 | 0.00 | 0.00 | 0.00 | 0.00 | 0.00 | 0.00 | 0.00 | 0.00 |
| VEL | 0.00 | 0.00 | 0.00 | 0.00 | 0.00 | 0.00 | 0.00 | 0.00 | 0.00 | 0.00 | 0.00 | 0.00 | 0.00 | 0.00 | 0.00 |
| F.W.3 | 8.00 | 8.00 | 2.00 | 2.00 | 8.00 | 1.00 | 1.00 | 2.00 | 2.00 | 1.00 | 0.00 | 0.00 | 0.00 | 0.00 | 0.00 |
| F.W.3 | 0.00 | 0.00 | 0.00 | 0.00 | 0.00 | 0.00 | 0.00 | 0.00 | 0.00 | 0.00 | 0.00 | 0.00 | 0.00 | 0.00 | 0.00 |
| F.W.3 | 0.00 | 0.00 | 0.00 | 0.00 | 0.00 | 0.00 | 0.00 | 0.00 | 0.00 | 0.00 | 0.00 | 0.00 | 0.00 | 0.00 | 0.00 |
| F.W.3 | 0.00 | 0.00 | 0.00 | 0.00 | 0.00 | 0.00 | 0.00 | 0.00 | 0.00 | 0.00 | 0.00 | 0.00 | 0.00 | 0.00 | 0.00 |

TIME= 269*****

LANE= 19NFST= 12 NLSTE= 11 NFSTA= 12 NLST= 14
 NE= 0 NA= 3 QUEUE SIZE= 0 SIGNAL= 1

| | | | | | | | | | | | | | | | |
|-------|-------|-------|-------|-------|-------|-------|-------|-------|-------|-------|-------|--------|---------|---------|-------|
| POS | 19.90 | 18.35 | 18.50 | 17.33 | 19.30 | 18.63 | 21.30 | 19.50 | 19.20 | 16.87 | 18.97 | -35.19 | -135.21 | -233.94 | 0.00 |
| POS | 0.00 | 0.00 | 0.00 | 0.00 | 0.00 | 0.00 | 0.00 | 0.00 | 0.00 | 0.00 | 0.00 | 0.00 | 0.00 | 0.00 | 0.00 |
| POS | 0.00 | 0.00 | 0.00 | 0.00 | 0.00 | 0.00 | 0.00 | 0.00 | 0.00 | 0.00 | 0.00 | 0.00 | 0.00 | 0.00 | 0.00 |
| POS | 0.00 | 0.00 | 0.00 | 0.00 | 0.00 | 0.00 | 0.00 | 0.00 | 0.00 | 0.00 | 0.00 | 0.00 | 0.00 | 0.00 | 0.00 |
| VEL | 6.64 | 6.68 | 6.64 | 6.73 | 6.65 | 6.64 | 6.63 | 6.61 | 6.62 | 9.13 | 6.47 | 17.12 | 17.36 | 18.92 | 94.50 |
| VEL | 0.00 | 0.00 | 0.00 | 0.00 | 0.00 | 0.00 | 0.00 | 0.00 | 0.00 | 0.00 | 0.00 | 0.00 | 0.00 | 0.00 | 0.00 |
| VEL | 0.00 | 0.00 | 0.00 | 0.00 | 0.00 | 0.00 | 0.00 | 0.00 | 0.00 | 0.00 | 0.00 | 0.00 | 0.00 | 0.00 | 0.00 |
| VEL | 0.00 | 0.00 | 0.00 | 0.00 | 0.00 | 0.00 | 0.00 | 0.00 | 0.00 | 0.00 | 0.00 | 0.00 | 0.00 | 0.00 | 0.00 |
| F.W.3 | 9.00 | 9.00 | 9.00 | 9.00 | 9.00 | 9.00 | 1.00 | 9.00 | 9.00 | 9.00 | 9.00 | 2.00 | 2.00 | 2.00 | 0.00 |
| F.W.3 | 0.00 | 0.00 | 0.00 | 0.00 | 0.00 | 0.00 | 0.00 | 0.00 | 0.00 | 0.00 | 0.00 | 0.00 | 0.00 | 0.00 | 0.00 |
| F.W.3 | 0.00 | 0.00 | 0.00 | 0.00 | 0.00 | 0.00 | 0.00 | 0.00 | 0.00 | 0.00 | 0.00 | 0.00 | 0.00 | 0.00 | 0.00 |
| F.W.3 | 0.00 | 0.00 | 0.00 | 0.00 | 0.00 | 0.00 | 0.00 | 0.00 | 0.00 | 0.00 | 0.00 | 0.00 | 0.00 | 0.00 | 0.00 |

LANE= 20NFST= 4 NLSTE= 3 NFSTA= 4 NLST= 4
 NE= 0 NA= 1 QUEUE SIZE= 0 SIGNAL= 1

| | | | | | | | | | | | | | | | |
|-------|-------|-------|-------|---------|------|------|------|------|------|------|------|------|------|------|------|
| POS | 93.75 | 90.66 | 92.40 | -244.63 | 0.00 | 0.00 | 0.00 | 0.00 | 0.00 | 0.00 | 0.00 | 0.00 | 0.00 | 0.00 | 0.00 |
| POS | 0.00 | 0.00 | 0.00 | 0.00 | 0.00 | 0.00 | 0.00 | 0.00 | 0.00 | 0.00 | 0.00 | 0.00 | 0.00 | 0.00 | 0.00 |
| POS | 0.00 | 0.00 | 0.00 | 0.00 | 0.00 | 0.00 | 0.00 | 0.00 | 0.00 | 0.00 | 0.00 | 0.00 | 0.00 | 0.00 | 0.00 |
| POS | 0.00 | 0.00 | 0.00 | 0.00 | 0.00 | 0.00 | 0.00 | 0.00 | 0.00 | 0.00 | 0.00 | 0.00 | 0.00 | 0.00 | 0.00 |
| VEL | 15.63 | 15.22 | 15.27 | 16.63 | 0.00 | 0.00 | 0.00 | 0.00 | 0.00 | 0.00 | 0.00 | 0.00 | 0.00 | 0.00 | 0.00 |
| VEL | 0.00 | 0.00 | 0.00 | 0.00 | 0.00 | 0.00 | 0.00 | 0.00 | 0.00 | 0.00 | 0.00 | 0.00 | 0.00 | 0.00 | 0.00 |
| VEL | 0.00 | 0.00 | 0.00 | 0.00 | 0.00 | 0.00 | 0.00 | 0.00 | 0.00 | 0.00 | 0.00 | 0.00 | 0.00 | 0.00 | 0.00 |
| VEL | 0.00 | 0.00 | 0.00 | 0.00 | 0.00 | 0.00 | 0.00 | 0.00 | 0.00 | 0.00 | 0.00 | 0.00 | 0.00 | 0.00 | 0.00 |
| F.W.3 | 2.00 | 1.00 | 2.00 | 2.00 | 0.00 | 0.00 | 0.00 | 0.00 | 0.00 | 0.00 | 0.00 | 0.00 | 0.00 | 0.00 | 0.00 |
| F.W.3 | 0.00 | 0.00 | 0.00 | 0.00 | 0.00 | 0.00 | 0.00 | 0.00 | 0.00 | 0.00 | 0.00 | 0.00 | 0.00 | 0.00 | 0.00 |
| F.W.3 | 0.00 | 0.00 | 0.00 | 0.00 | 0.00 | 0.00 | 0.00 | 0.00 | 0.00 | 0.00 | 0.00 | 0.00 | 0.00 | 0.00 | 0.00 |
| F.W.3 | 0.00 | 0.00 | 0.00 | 0.00 | 0.00 | 0.00 | 0.00 | 0.00 | 0.00 | 0.00 | 0.00 | 0.00 | 0.00 | 0.00 | 0.00 |

| | | | | | | | | | | | | | | | | |
|-------|--------|-------|-------|-------------|--------|---------|-------|--------|---------|-------|--------|--------|---------|-------|-------|-------|
| LANE= | 3NFST= | 6 | NLST= | 5 | NFSTA= | 6 | NLST= | 6 | | | | | | | | |
| NE= | 0 | NA= | 1 | QUEUE SIZE= | 0 | SIGNAL= | 1 | | | | | | | | | |
| POS | 92.51 | 98.87 | 96.57 | 90.34 | 92.74 | -77.63 | 0.00 | 0.00 | 0.00 | 0.00 | 0.00 | 0.00 | 0.00 | 0.00 | 0.00 | 0.00 |
| PDS | 0.00 | 0.00 | 0.00 | 0.00 | 0.00 | 0.00 | 0.00 | 0.00 | 0.00 | 0.00 | 0.00 | 0.00 | 0.00 | 0.00 | 0.00 | 0.00 |
| PDS | 0.00 | 0.00 | 0.00 | 0.00 | 0.00 | 0.00 | 0.00 | 0.00 | 0.00 | 0.00 | 0.00 | 0.00 | 0.00 | 0.00 | 0.00 | 0.00 |
| PDS | 0.00 | 0.00 | 0.00 | 0.00 | 0.00 | 0.00 | 0.00 | 0.00 | 0.00 | 0.00 | 0.00 | 0.00 | 0.00 | 0.00 | 0.00 | 0.00 |
| VEL | 15.08 | 15.05 | 15.32 | 15.19 | 17.24 | 16.16 | 0.00 | 0.00 | 0.00 | 0.00 | 0.00 | 0.00 | 0.00 | 0.00 | 0.00 | 0.00 |
| VEL | 0.00 | 0.00 | 0.00 | 0.00 | 0.00 | 0.00 | 0.00 | 0.00 | 0.00 | 0.00 | 0.00 | 0.00 | 0.00 | 0.00 | 0.00 | 0.00 |
| VEL | 0.00 | 0.00 | 0.00 | 0.00 | 0.00 | 0.00 | 0.00 | 0.00 | 0.00 | 0.00 | 0.00 | 0.00 | 0.00 | 0.00 | 0.00 | 0.00 |
| VEL | 0.00 | 0.00 | 0.00 | 0.00 | 0.00 | 0.00 | 0.00 | 0.00 | 0.00 | 0.00 | 0.00 | 0.00 | 0.00 | 0.00 | 0.00 | 0.00 |
| F.W.3 | 2.00 | 1.00 | 2.00 | 1.00 | 2.00 | 2.00 | 0.00 | 0.00 | 0.00 | 0.00 | 0.00 | 0.00 | 0.00 | 0.00 | 0.00 | 0.00 |
| F.W.3 | 0.00 | 0.00 | 0.00 | 0.00 | 0.00 | 0.00 | 0.00 | 0.00 | 0.00 | 0.00 | 0.00 | 0.00 | 0.00 | 0.00 | 0.00 | 0.00 |
| F.W.3 | 0.00 | 0.00 | 0.00 | 0.00 | 0.00 | 0.00 | 0.00 | 0.00 | 0.00 | 0.00 | 0.00 | 0.00 | 0.00 | 0.00 | 0.00 | 0.00 |
| F.W.3 | 0.00 | 0.00 | 0.00 | 0.00 | 0.00 | 0.00 | 0.00 | 0.00 | 0.00 | 0.00 | 0.00 | 0.00 | 0.00 | 0.00 | 0.00 | 0.00 |
| LANE= | 4NFST= | 11 | NLST= | 10 | NFSTA= | 11 | NLST= | 11 | | | | | | | | |
| NE= | 0 | NA= | 1 | QUEUE SIZE= | 0 | SIGNAL= | 1 | | | | | | | | | |
| POS | 90.30 | 92.23 | 95.93 | 98.32 | 90.03 | 93.24 | 92.97 | 95.18 | 97.01 | 93.21 | -51.33 | 0.00 | 0.00 | 0.00 | 0.00 | 0.00 |
| PDS | 0.00 | 0.00 | 0.00 | 0.00 | 0.00 | 0.00 | 0.00 | 0.00 | 0.00 | 0.00 | 0.00 | 0.00 | 0.00 | 0.00 | 0.00 | 0.00 |
| PDS | 0.00 | 0.00 | 0.00 | 0.00 | 0.00 | 0.00 | 0.00 | 0.00 | 0.00 | 0.00 | 0.00 | 0.00 | 0.00 | 0.00 | 0.00 | 0.00 |
| PDS | 0.00 | 0.00 | 0.00 | 0.00 | 0.00 | 0.00 | 0.00 | 0.00 | 0.00 | 0.00 | 0.00 | 0.00 | 0.00 | 0.00 | 0.00 | 0.00 |
| VEL | 17.72 | 17.03 | 15.90 | 17.03 | 16.17 | 14.72 | 16.55 | 15.03 | 15.08 | 17.12 | 16.16 | 0.00 | 0.00 | 0.00 | 0.00 | 0.00 |
| VEL | 0.00 | 0.00 | 0.00 | 0.00 | 0.00 | 0.00 | 0.00 | 0.00 | 0.00 | 0.00 | 0.00 | 0.00 | 0.00 | 0.00 | 0.00 | 0.00 |
| VEL | 0.00 | 0.00 | 0.00 | 0.00 | 0.00 | 0.00 | 0.00 | 0.00 | 0.00 | 0.00 | 0.00 | 0.00 | 0.00 | 0.00 | 0.00 | 0.00 |
| VEL | 0.00 | 0.00 | 0.00 | 0.00 | 0.00 | 0.00 | 0.00 | 0.00 | 0.00 | 0.00 | 0.00 | 0.00 | 0.00 | 0.00 | 0.00 | 0.00 |
| F.W.3 | 2.00 | 2.00 | 2.00 | 2.00 | 2.00 | 2.00 | 2.00 | 2.00 | 1.00 | 2.00 | 2.00 | 0.00 | 0.00 | 0.00 | 0.00 | 0.00 |
| F.W.3 | 0.00 | 0.00 | 0.00 | 0.00 | 0.00 | 0.00 | 0.00 | 0.00 | 0.00 | 0.00 | 0.00 | 0.00 | 0.00 | 0.00 | 0.00 | 0.00 |
| F.W.3 | 0.00 | 0.00 | 0.00 | 0.00 | 0.00 | 0.00 | 0.00 | 0.00 | 0.00 | 0.00 | 0.00 | 0.00 | 0.00 | 0.00 | 0.00 | 0.00 |
| F.W.3 | 0.00 | 0.00 | 0.00 | 0.00 | 0.00 | 0.00 | 0.00 | 0.00 | 0.00 | 0.00 | 0.00 | 0.00 | 0.00 | 0.00 | 0.00 | 0.00 |
| LANE= | 5NFST= | 12 | NLST= | 11 | NFSTA= | 12 | NLST= | 13 | | | | | | | | |
| NE= | 0 | NA= | 2 | QUEUE SIZE= | 0 | SIGNAL= | 1 | | | | | | | | | |
| POS | 41.58 | 43.02 | 44.68 | 44.30 | 43.59 | 45.38 | 43.94 | 41.87 | 43.91 | 46.98 | 52.27 | -98.20 | -238.51 | 0.00 | 0.00 | 0.00 |
| PDS | 0.00 | 0.00 | 0.00 | 0.00 | 0.00 | 0.00 | 0.00 | 0.00 | 0.00 | 0.00 | 0.00 | 0.00 | 0.00 | 0.00 | 0.00 | 0.00 |
| PDS | 0.00 | 0.00 | 0.00 | 0.00 | 0.00 | 0.00 | 0.00 | 0.00 | 0.00 | 0.00 | 0.00 | 0.00 | 0.00 | 0.00 | 0.00 | 0.00 |
| PDS | 0.00 | 0.00 | 0.00 | 0.00 | 0.00 | 0.00 | 0.00 | 0.00 | 0.00 | 0.00 | 0.00 | 0.00 | 0.00 | 0.00 | 0.00 | 0.00 |
| VEL | 6.60 | 6.64 | 8.25 | 8.48 | 8.65 | 9.95 | 9.70 | 9.42 | 9.69 | 17.80 | 7.67 | 18.08 | 17.24 | 0.00 | 0.00 | 0.00 |
| VEL | 0.00 | 0.00 | 0.00 | 0.00 | 0.00 | 0.00 | 0.00 | 0.00 | 0.00 | 0.00 | 0.00 | 0.00 | 0.00 | 0.00 | 0.00 | 0.00 |
| VEL | 0.00 | 0.00 | 0.00 | 0.00 | 0.00 | 0.00 | 0.00 | 0.00 | 0.00 | 0.00 | 0.00 | 0.00 | 0.00 | 0.00 | 0.00 | 0.00 |
| VEL | 0.00 | 0.00 | 0.00 | 0.00 | 0.00 | 0.00 | 0.00 | 0.00 | 0.00 | 0.00 | 0.00 | 0.00 | 0.00 | 0.00 | 0.00 | 0.00 |
| F.W.3 | 8.00 | 1.00 | 8.00 | 1.00 | 1.00 | 8.00 | 1.00 | 1.00 | 1.00 | 9.00 | 7.00 | 2.00 | 17.30 | 15.95 | 15.23 | 0.00 |
| F.W.3 | 0.00 | 0.00 | 0.00 | 0.00 | 0.00 | 0.00 | 0.00 | 0.00 | 0.00 | 0.00 | 0.00 | 0.00 | 0.00 | 0.00 | 0.00 | 0.00 |
| F.W.3 | 0.00 | 0.00 | 0.00 | 0.00 | 0.00 | 0.00 | 0.00 | 0.00 | 0.00 | 0.00 | 0.00 | 0.00 | 0.00 | 0.00 | 0.00 | 0.00 |
| F.W.3 | 0.00 | 0.00 | 0.00 | 0.00 | 0.00 | 0.00 | 0.00 | 0.00 | 0.00 | 0.00 | 0.00 | 0.00 | 0.00 | 0.00 | 0.00 | 0.00 |
| LANE= | 6NFST= | 8 | NLST= | 7 | NFSTA= | 8 | NLST= | 9 | | | | | | | | |
| NE= | 0 | NA= | 2 | QUEUE SIZE= | 0 | SIGNAL= | 1 | | | | | | | | | |
| POS | 90.19 | 95.06 | 94.13 | 92.18 | 97.48 | 94.17 | 19.65 | -29.34 | -298.80 | 0.00 | 0.00 | 0.00 | 0.00 | 0.00 | 0.00 | 0.00 |
| PDS | 0.00 | 0.00 | 0.00 | 0.00 | 0.00 | 0.00 | 0.00 | 0.00 | 0.00 | 0.00 | 0.00 | 0.00 | 0.00 | 0.00 | 0.00 | 0.00 |
| PDS | 0.00 | 0.00 | 0.00 | 0.00 | 0.00 | 0.00 | 0.00 | 0.00 | 0.00 | 0.00 | 0.00 | 0.00 | 0.00 | 0.00 | 0.00 | 0.00 |
| PDS | 0.00 | 0.00 | 0.00 | 0.00 | 0.00 | 0.00 | 0.00 | 0.00 | 0.00 | 0.00 | 0.00 | 0.00 | 0.00 | 0.00 | 0.00 | 0.00 |
| VEL | 15.66 | 15.62 | 17.42 | 16.65 | 17.30 | 16.04 | 6.64 | 17.60 | 1.20 | 0.00 | 0.00 | 0.00 | 0.00 | 0.00 | 0.00 | 92.64 |
| VEL | 0.00 | 0.00 | 0.00 | 0.00 | 0.00 | 0.00 | 0.00 | 0.00 | 0.00 | 0.00 | 0.00 | 0.00 | 0.00 | 0.00 | 0.00 | 0.00 |
| VEL | 0.00 | 0.00 | 0.00 | 0.00 | 0.00 | 0.00 | 0.00 | 0.00 | 0.00 | 0.00 | 0.00 | 0.00 | 0.00 | 0.00 | 0.00 | 0.00 |
| VEL | 0.00 | 0.00 | 0.00 | 0.00 | 0.00 | 0.00 | 0.00 | 0.00 | 0.00 | 0.00 | 0.00 | 0.00 | 0.00 | 0.00 | 0.00 | 0.00 |
| F.W.3 | 2.00 | 1.00 | 2.00 | 2.00 | 2.00 | 2.00 | 9.00 | 2.00 | 1.00 | 0.00 | 0.00 | 0.00 | 0.00 | 0.00 | 0.00 | 14.26 |
| F.W.3 | 0.00 | 0.00 | 0.00 | 0.00 | 0.00 | 0.00 | 0.00 | 0.00 | 0.00 | 0.00 | 0.00 | 0.00 | 0.00 | 0.00 | 0.00 | 0.00 |
| F.W.3 | 0.00 | 0.00 | 0.00 | 0.00 | 0.00 | 0.00 | 0.00 | 0.00 | 0.00 | 0.00 | 0.00 | 0.00 | 0.00 | 0.00 | 0.00 | 0.00 |
| F.W.3 | 0.00 | 0.00 | 0.00 | 0.00 | 0.00 | 0.00 | 0.00 | 0.00 | 0.00 | 0.00 | 0.00 | 0.00 | 0.00 | 0.00 | 0.00 | 0.00 |

| LANE= | 7NFST= | 2 | NLST= | 1 | NFSTA= | 2 | NLST= | 7 | | | | | | | | |
|---|--------|--------|-------|-------------|---------|---------|---------|---------|-------|--------|--------|---------|------|------|------|------|
| NE= | 0 | NA= | 6 | QUEUE SIZE= | 3 | SIGNAL= | 0 | | | | | | | | | |
| POS | 97.65 | -1.06 | -6.26 | -15.78 | -128.35 | -294.69 | -296.64 | 0.00 | 0.00 | 0.00 | 0.00 | 0.00 | 0.00 | 0.00 | 0.00 | 0.00 |
| POS | 0.00 | 0.00 | 0.00 | 0.00 | 0.00 | 0.00 | 0.00 | 0.00 | 0.00 | 0.00 | 0.00 | 0.00 | 0.00 | 0.00 | 0.00 | 0.00 |
| POS | 0.00 | 0.00 | 0.00 | 0.00 | 0.00 | 0.00 | 0.00 | 0.00 | 0.00 | 0.00 | 0.00 | 0.00 | 0.00 | 0.00 | 0.00 | 0.00 |
| POS | 0.00 | 0.00 | 0.00 | 0.00 | 0.00 | 0.00 | 0.00 | 0.00 | 0.00 | 0.00 | 0.00 | 0.00 | 0.00 | 0.00 | 0.00 | 0.00 |
| VEL | 18.32 | 0.00 | 0.00 | 0.00 | 17.12 | 4.12 | 4.12 | 0.00 | 0.00 | 0.00 | 0.00 | 0.00 | 0.00 | 0.00 | 0.00 | 0.00 |
| VEL | 0.00 | 0.00 | 0.00 | 0.00 | 0.00 | 0.00 | 0.00 | 0.00 | 0.00 | 0.00 | 0.00 | 0.00 | 0.00 | 0.00 | 0.00 | 0.00 |
| VEL | 0.00 | 0.00 | 0.00 | 0.00 | 0.00 | 0.00 | 0.00 | 0.00 | 0.00 | 0.00 | 0.00 | 0.00 | 0.00 | 0.00 | 0.00 | 0.00 |
| VEL | 0.00 | 0.00 | 0.00 | 0.00 | 0.00 | 0.00 | 0.00 | 0.00 | 0.00 | 0.00 | 0.00 | 0.00 | 0.00 | 0.00 | 0.00 | 0.00 |
| F.W.3 | 2.00 | 10.00 | 10.00 | 10.00 | 2.00 | 2.00 | 1.00 | 0.00 | 0.00 | 0.00 | 0.00 | 0.00 | 0.00 | 0.00 | 0.00 | 0.00 |
| F.W.3 | 0.00 | 0.00 | 0.00 | 0.00 | 0.00 | 0.00 | 0.00 | 0.00 | 0.00 | 0.00 | 0.00 | 0.00 | 0.00 | 0.00 | 0.00 | 0.00 |
| F.W.3 | 0.00 | 0.00 | 0.00 | 0.00 | 0.00 | 0.00 | 0.00 | 0.00 | 0.00 | 0.00 | 0.00 | 0.00 | 0.00 | 0.00 | 0.00 | 0.00 |
| F.W.3 | 0.00 | 0.00 | 0.00 | 0.00 | 0.00 | 0.00 | 0.00 | 0.00 | 0.00 | 0.00 | 0.00 | 0.00 | 0.00 | 0.00 | 0.00 | 0.00 |
| LANE= 9NFST= 6 NLST= 5 NFSTA= 6 NLST= 8 | | | | | | | | | | | | | | | | |
| NE= 0 NA= 3 QUEUE SIZE= 1 SIGNAL= 0 | | | | | | | | | | | | | | | | |
| POS | 96.60 | 103.41 | 97.74 | 91.04 | 92.55 | -0.52 | -145.79 | -236.73 | 0.00 | 0.00 | 0.00 | 0.00 | 0.00 | 0.00 | 0.00 | 0.00 |
| POS | 0.00 | 0.00 | 0.00 | 0.00 | 0.00 | 0.00 | 0.00 | 0.00 | 0.00 | 0.00 | 0.00 | 0.00 | 0.00 | 0.00 | 0.00 | 0.00 |
| POS | 0.00 | 0.00 | 0.00 | 0.00 | 0.00 | 0.00 | 0.00 | 0.00 | 0.00 | 0.00 | 0.00 | 0.00 | 0.00 | 0.00 | 0.00 | 0.00 |
| POS | 0.00 | 0.00 | 0.00 | 0.00 | 0.00 | 0.00 | 0.00 | 0.00 | 0.00 | 0.00 | 0.00 | 0.00 | 0.00 | 0.00 | 0.00 | 0.00 |
| VEL | 17.24 | 17.24 | 15.68 | 15.08 | 17.12 | 0.00 | 15.92 | 14.17 | 0.00 | 0.00 | 0.00 | 0.00 | 0.00 | 0.00 | 0.00 | 0.00 |
| VEL | 0.00 | 0.00 | 0.00 | 0.00 | 0.00 | 0.00 | 0.00 | 0.00 | 0.00 | 0.00 | 0.00 | 0.00 | 0.00 | 0.00 | 0.00 | 0.00 |
| VEL | 0.00 | 0.00 | 0.00 | 0.00 | 0.00 | 0.00 | 0.00 | 0.00 | 0.00 | 0.00 | 0.00 | 0.00 | 0.00 | 0.00 | 0.00 | 0.00 |
| VEL | 0.00 | 0.00 | 0.00 | 0.00 | 0.00 | 0.00 | 0.00 | 0.00 | 0.00 | 0.00 | 0.00 | 0.00 | 0.00 | 0.00 | 0.00 | 0.00 |
| F.W.3 | 2.00 | 1.00 | 2.00 | 2.00 | 2.00 | 10.00 | 2.00 | 2.00 | 0.00 | 0.00 | 0.00 | 0.00 | 0.00 | 0.00 | 0.00 | 0.00 |
| F.W.3 | 0.00 | 0.00 | 0.00 | 0.00 | 0.00 | 0.00 | 0.00 | 0.00 | 0.00 | 0.00 | 0.00 | 0.00 | 0.00 | 0.00 | 0.00 | 0.00 |
| F.W.3 | 0.00 | 0.00 | 0.00 | 0.00 | 0.00 | 0.00 | 0.00 | 0.00 | 0.00 | 0.00 | 0.00 | 0.00 | 0.00 | 0.00 | 0.00 | 0.00 |
| F.W.3 | 0.00 | 0.00 | 0.00 | 0.00 | 0.00 | 0.00 | 0.00 | 0.00 | 0.00 | 0.00 | 0.00 | 0.00 | 0.00 | 0.00 | 0.00 | 0.00 |
| LANE= 9NFST= 4 NLST= 3 NFSTA= 4 NLST= 5 | | | | | | | | | | | | | | | | |
| NE= 0 NA= 2 QUEUE SIZE= 2 SIGNAL= 0 | | | | | | | | | | | | | | | | |
| POS | 35.34 | 39.02 | 37.49 | -1.09 | -6.14 | 0.00 | 0.00 | 0.00 | 0.00 | 0.00 | 0.00 | 0.00 | 0.00 | 0.00 | 0.00 | 0.00 |
| POS | 0.00 | 0.00 | 0.00 | 0.00 | 0.00 | 0.00 | 0.00 | 0.00 | 0.00 | 0.00 | 0.00 | 0.00 | 0.00 | 0.00 | 0.00 | 0.00 |
| POS | 0.00 | 0.00 | 0.00 | 0.00 | 0.00 | 0.00 | 0.00 | 0.00 | 0.00 | 0.00 | 0.00 | 0.00 | 0.00 | 0.00 | 0.00 | 0.00 |
| POS | 0.00 | 0.00 | 0.00 | 0.00 | 0.00 | 0.00 | 0.00 | 0.00 | 0.00 | 0.00 | 0.00 | 0.00 | 0.00 | 0.00 | 0.00 | 0.00 |
| VEL | 10.15 | 10.18 | 11.44 | 0.00 | 0.00 | 0.00 | 0.00 | 0.00 | 0.00 | 0.00 | 0.00 | 0.00 | 0.00 | 0.00 | 0.00 | 0.00 |
| VEL | 0.00 | 0.00 | 0.00 | 0.00 | 0.00 | 0.00 | 0.00 | 0.00 | 0.00 | 0.00 | 0.00 | 0.00 | 0.00 | 0.00 | 0.00 | 0.00 |
| VEL | 0.00 | 0.00 | 0.00 | 0.00 | 0.00 | 0.00 | 0.00 | 0.00 | 0.00 | 0.00 | 0.00 | 0.00 | 0.00 | 0.00 | 0.00 | 0.00 |
| VEL | 0.00 | 0.00 | 0.00 | 0.00 | 0.00 | 0.00 | 0.00 | 0.00 | 0.00 | 0.00 | 0.00 | 0.00 | 0.00 | 0.00 | 0.00 | 0.00 |
| F.W.3 | 8.00 | 1.00 | 8.00 | 10.00 | 10.00 | 0.00 | 0.00 | 0.00 | 0.00 | 0.00 | 0.00 | 0.00 | 0.00 | 0.00 | 0.00 | 0.00 |
| F.W.3 | 0.00 | 0.00 | 0.00 | 0.00 | 0.00 | 0.00 | 0.00 | 0.00 | 0.00 | 0.00 | 0.00 | 0.00 | 0.00 | 0.00 | 0.00 | 0.00 |
| F.W.3 | 0.00 | 0.00 | 0.00 | 0.00 | 0.00 | 0.00 | 0.00 | 0.00 | 0.00 | 0.00 | 0.00 | 0.00 | 0.00 | 0.00 | 0.00 | 0.00 |
| F.W.3 | 0.00 | 0.00 | 0.00 | 0.00 | 0.00 | 0.00 | 0.00 | 0.00 | 0.00 | 0.00 | 0.00 | 0.00 | 0.00 | 0.00 | 0.00 | 0.00 |
| LANE= 10NFST= 7 NLST= 6 NFSTA= 7 NLST= 12 | | | | | | | | | | | | | | | | |
| NE= 0 NA= 6 QUEUE SIZE= 3 SIGNAL= 0 | | | | | | | | | | | | | | | | |
| POS | 29.31 | 95.77 | 94.00 | 90.07 | 16.89 | 97.90 | 0.14 | -4.30 | -9.36 | -30.10 | -73.33 | -262.20 | 0.00 | 0.00 | 0.00 | 0.00 |
| POS | 0.00 | 0.00 | 0.00 | 0.00 | 0.00 | 0.00 | 0.00 | 0.00 | 0.00 | 0.00 | 0.00 | 0.00 | 0.00 | 0.00 | 0.00 | 0.00 |
| POS | 0.00 | 0.00 | 0.00 | 0.00 | 0.00 | 0.00 | 0.00 | 0.00 | 0.00 | 0.00 | 0.00 | 0.00 | 0.00 | 0.00 | 0.00 | 0.00 |
| POS | 0.00 | 0.00 | 0.00 | 0.00 | 0.00 | 0.00 | 0.00 | 0.00 | 0.00 | 0.00 | 0.00 | 0.00 | 0.00 | 0.00 | 0.00 | 0.00 |
| VEL | 7.49 | 16.40 | 15.58 | 16.98 | 6.57 | 17.24 | 0.00 | 0.00 | 0.00 | 17.96 | 17.12 | 10.83 | 0.00 | 0.00 | 0.00 | 0.00 |
| VEL | 0.00 | 0.00 | 0.00 | 0.00 | 0.00 | 0.00 | 0.00 | 0.00 | 0.00 | 0.00 | 0.00 | 0.00 | 0.00 | 0.00 | 0.00 | 0.00 |
| VEL | 0.00 | 0.00 | 0.00 | 0.00 | 0.00 | 0.00 | 0.00 | 0.00 | 0.00 | 0.00 | 0.00 | 0.00 | 0.00 | 0.00 | 0.00 | 0.00 |
| VEL | 0.00 | 0.00 | 0.00 | 0.00 | 0.00 | 0.00 | 0.00 | 0.00 | 0.00 | 0.00 | 0.00 | 0.00 | 0.00 | 0.00 | 0.00 | 0.00 |
| F.W.3 | 2.00 | 2.00 | 2.00 | 2.00 | 2.00 | 2.00 | 10.00 | 10.00 | 10.00 | 1.00 | 2.00 | 2.00 | 0.00 | 0.00 | 0.00 | 0.00 |
| F.W.3 | 0.00 | 0.00 | 0.00 | 0.00 | 0.00 | 0.00 | 0.00 | 0.00 | 0.00 | 0.00 | 0.00 | 0.00 | 0.00 | 0.00 | 0.00 | 0.00 |
| F.W.3 | 0.00 | 0.00 | 0.00 | 0.00 | 0.00 | 0.00 | 0.00 | 0.00 | 0.00 | 0.00 | 0.00 | 0.00 | 0.00 | 0.00 | 0.00 | 0.00 |
| F.W.3 | 0.00 | 0.00 | 0.00 | 0.00 | 0.00 | 0.00 | 0.00 | 0.00 | 0.00 | 0.00 | 0.00 | 0.00 | 0.00 | 0.00 | 0.00 | 0.00 |

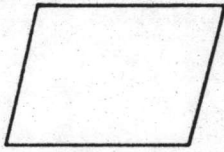
| LANE= 11 NFST= 1 NLST= 0 NFSTA= 1 NLST= 9 | | | | | | | | | | | | | | | |
|---|-------|---------------|--------|--------|--------|-----------|---------|---------|---------|------|------|------|------|-------|-------|
| NE= 0 | NA= 9 | QUEUE SIZE= 9 | | | | SIGNAL= 0 | | | | | | | | | |
| POS | -0.98 | -6.98 | -16.27 | -27.33 | -32.96 | -36.27 | -45.16 | -54.98 | -65.55 | 0.00 | 0.00 | 0.00 | 0.00 | 0.00 | 0.00 |
| POS | 0.00 | 0.00 | 0.00 | 0.00 | 0.00 | 0.00 | 0.00 | 0.00 | 0.00 | 0.00 | 0.00 | 0.00 | 0.00 | 0.00 | 0.00 |
| POS | 0.00 | 0.00 | 0.00 | 0.00 | 0.00 | 0.00 | 0.00 | 0.00 | 0.00 | 0.00 | 0.00 | 0.00 | 0.00 | 0.00 | 0.00 |
| POS | 0.00 | 0.00 | 0.00 | 0.00 | 0.00 | 0.00 | 0.00 | 0.00 | 0.00 | 0.00 | 0.00 | 0.00 | 0.00 | 0.00 | 0.00 |
| VEL | 0.00 | 0.00 | 0.00 | 0.00 | 0.00 | 0.00 | 0.00 | 0.00 | 0.00 | 0.00 | 0.00 | 0.00 | 0.00 | 0.00 | 0.00 |
| VEL | 0.00 | 0.00 | 0.00 | 0.00 | 0.00 | 0.00 | 0.00 | 0.00 | 0.00 | 0.00 | 0.00 | 0.00 | 0.00 | 0.00 | 0.00 |
| VEL | 0.00 | 0.00 | 0.00 | 0.00 | 0.00 | 0.00 | 0.00 | 0.00 | 0.00 | 0.00 | 0.00 | 0.00 | 0.00 | 0.00 | 0.00 |
| VEL | 0.00 | 0.00 | 0.00 | 0.00 | 0.00 | 0.00 | 0.00 | 0.00 | 0.00 | 0.00 | 0.00 | 0.00 | 0.00 | 0.00 | 0.00 |
| F.W.3 | 10.00 | 10.00 | 10.00 | 10.00 | 10.00 | 10.00 | 10.00 | 10.00 | 10.00 | 0.00 | 0.00 | 0.00 | 0.00 | 0.00 | 0.00 |
| F.W.3 | 0.00 | 0.00 | 0.00 | 0.00 | 0.00 | 0.00 | 0.00 | 0.00 | 0.00 | 0.00 | 0.00 | 0.00 | 0.00 | 0.00 | 0.00 |
| F.W.3 | 0.00 | 0.00 | 0.00 | 0.00 | 0.00 | 0.00 | 0.00 | 0.00 | 0.00 | 0.00 | 0.00 | 0.00 | 0.00 | 0.00 | 0.00 |
| F.W.3 | 0.00 | 0.00 | 0.00 | 0.00 | 0.00 | 0.00 | 0.00 | 0.00 | 0.00 | 0.00 | 0.00 | 0.00 | 0.00 | 0.00 | 0.00 |
| LANE= 12 NFST= 1 NLST= 0 NFSTA= 1 NLST= 6 | | | | | | | | | | | | | | | |
| NE= 0 | NA= 6 | QUEUE SIZE= 4 | | | | SIGNAL= 0 | | | | | | | | | |
| POS | -0.52 | -5.85 | -14.87 | -26.94 | -52.45 | -195.00 | 0.00 | 0.00 | 0.00 | 0.00 | 0.00 | 0.00 | 0.00 | 0.00 | 0.00 |
| POS | 0.00 | 0.00 | 0.00 | 0.00 | 0.00 | 0.00 | 0.00 | 0.00 | 0.00 | 0.00 | 0.00 | 0.00 | 0.00 | 0.00 | 0.00 |
| POS | 0.00 | 0.00 | 0.00 | 0.00 | 0.00 | 0.00 | 0.00 | 0.00 | 0.00 | 0.00 | 0.00 | 0.00 | 0.00 | 0.00 | 0.00 |
| POS | 0.00 | 0.00 | 0.00 | 0.00 | 0.00 | 0.00 | 0.00 | 0.00 | 0.00 | 0.00 | 0.00 | 0.00 | 0.00 | 0.00 | 0.00 |
| VEL | 0.00 | 0.00 | 0.00 | 0.00 | 11.42 | 14.72 | 0.00 | 0.00 | 0.00 | 0.00 | 0.00 | 0.00 | 0.00 | 0.00 | 0.00 |
| VEL | 0.00 | 0.00 | 0.00 | 0.00 | 0.00 | 0.00 | 0.00 | 0.00 | 0.00 | 0.00 | 0.00 | 0.00 | 0.00 | 0.00 | 0.00 |
| VEL | 0.00 | 0.00 | 0.00 | 0.00 | 0.00 | 0.00 | 0.00 | 0.00 | 0.00 | 0.00 | 0.00 | 0.00 | 0.00 | 0.00 | 0.00 |
| VEL | 0.00 | 0.00 | 0.00 | 0.00 | 0.00 | 0.00 | 0.00 | 0.00 | 0.00 | 0.00 | 0.00 | 0.00 | 0.00 | 0.00 | 0.00 |
| F.W.3 | 10.00 | 10.00 | 10.00 | 10.00 | 1.00 | 2.00 | 0.00 | 0.00 | 0.00 | 0.00 | 0.00 | 0.00 | 0.00 | 0.00 | 0.00 |
| F.W.3 | 0.00 | 0.00 | 0.00 | 0.00 | 0.00 | 0.00 | 0.00 | 0.00 | 0.00 | 0.00 | 0.00 | 0.00 | 0.00 | 0.00 | 0.00 |
| F.W.3 | 0.00 | 0.00 | 0.00 | 0.00 | 0.00 | 0.00 | 0.00 | 0.00 | 0.00 | 0.00 | 0.00 | 0.00 | 0.00 | 0.00 | 0.00 |
| F.W.3 | 0.00 | 0.00 | 0.00 | 0.00 | 0.00 | 0.00 | 0.00 | 0.00 | 0.00 | 0.00 | 0.00 | 0.00 | 0.00 | 0.00 | 0.00 |
| LANE= 13 NFST= 1 NLST= 0 NFSTA= 1 NLST= 9 | | | | | | | | | | | | | | | |
| NE= 0 | NA= 9 | QUEUE SIZE= 7 | | | | SIGNAL= 0 | | | | | | | | | |
| POS | -0.60 | -1.94 | -7.09 | -11.67 | -21.07 | -32.46 | -34.47 | -137.27 | -242.21 | 0.00 | 0.00 | 0.00 | 0.00 | 0.00 | 0.00 |
| POS | 0.00 | 0.00 | 0.00 | 0.00 | 0.00 | 0.00 | 0.00 | 0.00 | 0.00 | 0.00 | 0.00 | 0.00 | 0.00 | 0.00 | 0.00 |
| POS | 0.00 | 0.00 | 0.00 | 0.00 | 0.00 | 0.00 | 0.00 | 0.00 | 0.00 | 0.00 | 0.00 | 0.00 | 0.00 | 0.00 | 0.00 |
| POS | 0.00 | 0.00 | 0.00 | 0.00 | 0.00 | 0.00 | 0.00 | 0.00 | 0.00 | 0.00 | 0.00 | 0.00 | 0.00 | 0.00 | 0.00 |
| VEL | 0.00 | 0.00 | 0.00 | 0.00 | 0.00 | 0.00 | 0.00 | 17.96 | 13.09 | 0.00 | 0.00 | 0.00 | 0.00 | 0.00 | 0.00 |
| VEL | 0.00 | 0.00 | 0.00 | 0.00 | 0.00 | 0.00 | 0.00 | 0.00 | 0.00 | 0.00 | 0.00 | 0.00 | 0.00 | 0.00 | 0.00 |
| VEL | 0.00 | 0.00 | 0.00 | 0.00 | 0.00 | 0.00 | 0.00 | 0.00 | 0.00 | 0.00 | 0.00 | 0.00 | 0.00 | 0.00 | 0.00 |
| VEL | 0.00 | 0.00 | 0.00 | 0.00 | 0.00 | 0.00 | 0.00 | 0.00 | 0.00 | 0.00 | 0.00 | 0.00 | 0.00 | 0.00 | 0.00 |
| F.W.3 | 10.00 | 10.00 | 10.00 | 10.00 | 10.00 | 10.00 | 10.00 | 2.00 | 2.00 | 0.00 | 0.00 | 0.00 | 0.00 | 0.00 | 0.00 |
| F.W.3 | 0.00 | 0.00 | 0.00 | 0.00 | 0.00 | 0.00 | 0.00 | 0.00 | 0.00 | 0.00 | 0.00 | 0.00 | 0.00 | 0.00 | 0.00 |
| F.W.3 | 0.00 | 0.00 | 0.00 | 0.00 | 0.00 | 0.00 | 0.00 | 0.00 | 0.00 | 0.00 | 0.00 | 0.00 | 0.00 | 0.00 | 0.00 |
| F.W.3 | 0.00 | 0.00 | 0.00 | 0.00 | 0.00 | 0.00 | 0.00 | 0.00 | 0.00 | 0.00 | 0.00 | 0.00 | 0.00 | 0.00 | 0.00 |
| LANE= 14 NFST= 1 NLST= 0 NFSTA= 1 NLST= 7 | | | | | | | | | | | | | | | |
| NE= 0 | NA= 7 | QUEUE SIZE= 6 | | | | SIGNAL= 0 | | | | | | | | | |
| POS | -1.44 | -6.40 | -8.28 | -13.60 | -22.39 | -33.05 | -171.76 | 0.00 | 0.00 | 0.00 | 0.00 | 0.00 | 0.00 | 0.00 | 0.00 |
| POS | 0.00 | 0.00 | 0.00 | 0.00 | 0.00 | 0.00 | 0.00 | 0.00 | 0.00 | 0.00 | 0.00 | 0.00 | 0.00 | 0.00 | 0.00 |
| POS | 0.00 | 0.00 | 0.00 | 0.00 | 0.00 | 0.00 | 0.00 | 0.00 | 0.00 | 0.00 | 0.00 | 0.00 | 0.00 | 0.00 | 0.00 |
| POS | 0.00 | 0.00 | 0.00 | 0.00 | 0.00 | 0.00 | 0.00 | 0.00 | 0.00 | 0.00 | 0.00 | 0.00 | 0.00 | 0.00 | 0.00 |
| VEL | 0.00 | 0.00 | 0.00 | 0.00 | 0.00 | 0.00 | 0.00 | 17.12 | 0.00 | 0.00 | 0.00 | 0.00 | 0.00 | 92.39 | 96.27 |
| VEL | 0.00 | 0.00 | 0.00 | 0.00 | 0.00 | 0.00 | 0.00 | 0.00 | 0.00 | 0.00 | 0.00 | 0.00 | 0.00 | 0.00 | 91.65 |
| VEL | 0.00 | 0.00 | 0.00 | 0.00 | 0.00 | 0.00 | 0.00 | 0.00 | 0.00 | 0.00 | 0.00 | 0.00 | 0.00 | 0.00 | 0.00 |
| VEL | 0.00 | 0.00 | 0.00 | 0.00 | 0.00 | 0.00 | 0.00 | 0.00 | 0.00 | 0.00 | 0.00 | 0.00 | 0.00 | 0.00 | 0.00 |
| F.W.3 | 10.00 | 10.00 | 10.00 | 10.00 | 10.00 | 10.00 | 2.00 | 0.00 | 0.00 | 0.00 | 0.00 | 0.00 | 0.00 | 17.80 | 16.77 |
| F.W.3 | 0.00 | 0.00 | 0.00 | 0.00 | 0.00 | 0.00 | 0.00 | 0.00 | 0.00 | 0.00 | 0.00 | 0.00 | 0.00 | 0.00 | 14.97 |
| F.W.3 | 0.00 | 0.00 | 0.00 | 0.00 | 0.00 | 0.00 | 0.00 | 0.00 | 0.00 | 0.00 | 0.00 | 0.00 | 0.00 | 0.00 | 0.00 |
| F.W.3 | 0.00 | 0.00 | 0.00 | 0.00 | 0.00 | 0.00 | 0.00 | 0.00 | 0.00 | 0.00 | 0.00 | 0.00 | 0.00 | 0.00 | 0.00 |

| LANE= 15NFST= 3 NLST= 2 NFSTA= 3 NLST= 3 | | | | | | | | | | | | | | | | |
|---|--------|--------|--------|--------|--------|---------|---------|---------|---------|---------|--------|---------|---------|--------|--------|-------|
| NE= 0 NA= 1 QUEUE SIZE= 1 SIGNAL= 0 | | | | | | | | | | | | | | | | |
| POS | 96.64 | 90.23 | 0.20 | 0.00 | 0.00 | 0.00 | 0.00 | 0.00 | 0.00 | 0.00 | 0.00 | 0.00 | 0.00 | 0.00 | 0.00 | 0.00 |
| POS | 0.00 | 0.00 | 0.00 | 0.00 | 0.00 | 0.00 | 0.00 | 0.00 | 0.00 | 0.00 | 0.00 | 0.00 | 0.00 | 0.00 | 0.00 | 0.00 |
| POS | 0.00 | 0.00 | 0.00 | 0.00 | 0.00 | 0.00 | 0.00 | 0.00 | 0.00 | 0.00 | 0.00 | 0.00 | 0.00 | 0.00 | 0.00 | 0.00 |
| POS | 0.00 | 0.00 | 0.00 | 0.30 | 0.00 | 0.00 | 0.00 | 0.00 | 0.00 | 0.00 | 0.00 | 0.00 | 0.00 | 0.00 | 0.00 | 0.00 |
| VEL | 14.72 | 14.72 | 0.00 | 0.00 | 0.00 | 0.00 | 0.00 | 0.00 | 0.00 | 0.00 | 0.00 | 0.00 | 0.00 | 0.00 | 0.00 | 0.00 |
| VEL | 0.00 | 0.00 | 0.00 | 0.00 | 0.00 | 0.00 | 0.00 | 0.00 | 0.00 | 0.00 | 0.00 | 0.00 | 0.00 | 0.00 | 0.00 | 0.00 |
| VEL | 0.00 | 0.00 | 0.00 | 0.00 | 0.00 | 0.00 | 0.00 | 0.00 | 0.00 | 0.00 | 0.00 | 0.00 | 0.00 | 0.00 | 0.00 | 0.00 |
| VEL | 0.00 | 0.00 | 0.00 | 0.00 | 0.00 | 0.00 | 0.00 | 0.00 | 0.00 | 0.00 | 0.00 | 0.00 | 0.00 | 0.00 | 0.00 | 0.00 |
| F.W.3 | 2.00 | 2.00 | 10.00 | 0.00 | 0.00 | 0.00 | 0.00 | 0.00 | 0.00 | 0.00 | 0.00 | 0.00 | 0.00 | 0.00 | 0.00 | 0.00 |
| F.W.3 | 0.00 | 0.00 | 0.00 | 0.00 | 0.00 | 0.00 | 0.00 | 0.00 | 0.00 | 0.00 | 0.00 | 0.00 | 0.00 | 0.00 | 0.00 | 0.00 |
| F.W.3 | 0.00 | 0.00 | 0.00 | 0.00 | 0.00 | 0.00 | 0.00 | 0.00 | 0.00 | 0.00 | 0.00 | 0.00 | 0.00 | 0.00 | 0.00 | 0.00 |
| F.W.3 | 0.00 | 0.00 | 0.00 | 0.00 | 0.00 | 0.00 | 0.00 | 0.00 | 0.00 | 0.00 | 0.00 | 0.00 | 0.00 | 0.00 | 0.00 | 0.00 |
| LANE= 16NFST= 4 NLST= 3 NFSTA= 4 NLST= 13 | | | | | | | | | | | | | | | | |
| NE= 0 NA= 10 QUEUE SIZE= 7 SIGNAL= 0 | | | | | | | | | | | | | | | | |
| POS | 93.07 | 94.84 | 93.92 | -1.26 | -6.38 | -15.02 | -17.74 | -29.04 | -37.29 | -39.76 | -51.35 | -275.62 | -291.76 | 0.00 | 0.00 | 0.00 |
| POS | 0.00 | 0.00 | 0.00 | 0.00 | 0.00 | 0.00 | 0.00 | 0.00 | 0.00 | 0.00 | 0.00 | 0.00 | 0.00 | 0.00 | 0.00 | 0.00 |
| POS | 0.00 | 0.00 | 0.00 | 0.00 | 0.00 | 0.00 | 0.00 | 0.00 | 0.00 | 0.00 | 0.00 | 0.00 | 0.00 | 0.00 | 0.00 | 0.00 |
| POS | 0.00 | 0.00 | 0.00 | 0.00 | 0.00 | 0.00 | 0.00 | 0.00 | 0.00 | 0.00 | 0.00 | 0.00 | 0.00 | 0.00 | 0.00 | 0.00 |
| VEL | 15.56 | 15.40 | 14.72 | 0.00 | 0.00 | 0.00 | 0.00 | 0.00 | 0.00 | 0.00 | 0.00 | 6.55 | 5.72 | 0.00 | 0.00 | 0.00 |
| VEL | 0.00 | 0.00 | 0.00 | 0.00 | 0.00 | 0.00 | 0.00 | 0.00 | 0.00 | 0.00 | 0.00 | 0.00 | 0.00 | 0.00 | 0.00 | 0.00 |
| VEL | 0.00 | 0.00 | 0.00 | 0.00 | 0.00 | 0.00 | 0.00 | 0.00 | 0.00 | 0.00 | 0.00 | 0.00 | 0.00 | 0.00 | 0.00 | 0.00 |
| VEL | 0.00 | 0.00 | 0.00 | 0.00 | 0.00 | 0.00 | 0.00 | 0.00 | 0.00 | 0.00 | 0.00 | 0.00 | 0.00 | 0.00 | 0.00 | 0.00 |
| F.W.3 | 2.00 | 2.00 | 2.00 | 10.00 | 10.00 | 10.00 | 10.00 | 10.00 | 10.00 | 10.00 | 10.00 | 10.00 | 2.00 | 2.00 | 0.00 | 0.00 |
| F.W.3 | 0.00 | 0.00 | 0.00 | 0.00 | 0.00 | 0.00 | 0.00 | 0.00 | 0.00 | 0.00 | 0.00 | 0.00 | 0.00 | 0.00 | 0.00 | 0.00 |
| F.W.3 | 0.00 | 0.00 | 0.00 | 0.00 | 0.00 | 0.00 | 0.00 | 0.00 | 0.00 | 0.00 | 0.00 | 0.00 | 0.00 | 0.00 | 0.00 | 0.00 |
| F.W.3 | 0.00 | 0.00 | 0.00 | 0.00 | 0.00 | 0.00 | 0.00 | 0.00 | 0.00 | 0.00 | 0.00 | 0.00 | 0.00 | 0.00 | 0.00 | 0.00 |
| LANE= 17NFST= 3 NLST= 9 NFSTA= 9 NLST= 23 | | | | | | | | | | | | | | | | |
| NE= 1 NA= 15 QUEUE SIZE= 12 SIGNAL= 0 | | | | | | | | | | | | | | | | |
| POS | 95.90 | 98.70 | 94.05 | 96.87 | 94.26 | 90.79 | 93.27 | 63.78 | -5.59 | -10.51 | -16.10 | -19.86 | -22.62 | -27.43 | -35.12 | 0.00 |
| POS | -40.70 | -53.44 | -61.91 | -70.32 | -79.79 | -113.23 | -129.24 | -204.96 | 0.00 | 0.00 | 0.00 | 0.00 | 0.00 | 0.00 | 0.00 | 0.00 |
| POS | 0.00 | 0.00 | 0.00 | 0.00 | 0.00 | 0.00 | 0.00 | 0.00 | 0.00 | 0.00 | 0.00 | 0.00 | 0.00 | 0.00 | 0.00 | 0.00 |
| POS | 0.00 | 0.00 | 0.00 | 0.00 | 0.00 | 0.00 | 0.00 | 0.00 | 0.00 | 0.00 | 0.00 | 0.00 | 0.00 | 0.00 | 0.00 | 0.00 |
| VEL | 15.40 | 15.05 | 13.99 | 13.79 | 13.10 | 12.52 | 13.37 | 7.67 | 0.00 | 0.00 | 0.00 | 0.00 | 0.00 | 0.00 | 0.00 | 0.00 |
| VEL | 0.00 | 0.00 | 0.00 | 0.00 | 0.00 | 11.80 | 14.91 | 17.69 | 0.00 | 0.00 | 0.00 | 0.00 | 0.00 | 0.00 | 0.00 | 0.00 |
| VEL | 0.00 | 0.00 | 0.00 | 0.00 | 0.00 | 0.00 | 0.00 | 0.00 | 0.00 | 0.00 | 0.00 | 0.00 | 0.00 | 0.00 | 0.00 | 0.00 |
| VEL | 0.00 | 0.00 | 0.00 | 0.00 | 0.00 | 0.00 | 0.00 | 0.00 | 0.00 | 0.00 | 0.00 | 0.00 | 0.00 | 0.00 | 0.00 | 0.00 |
| F.W.3 | 2.00 | 2.00 | 2.00 | 1.00 | 1.00 | 1.00 | 2.00 | 7.00 | 10.00 | 10.00 | 10.00 | 10.00 | 10.00 | 10.00 | 10.00 | 10.00 |
| F.W.3 | 10.00 | 10.00 | 10.00 | 10.00 | 10.00 | 1.00 | 1.00 | 2.00 | 0.00 | 0.00 | 0.00 | 0.00 | 0.00 | 0.00 | 0.00 | 0.00 |
| F.W.3 | 0.00 | 0.00 | 0.00 | 0.00 | 0.00 | 0.00 | 0.00 | 0.00 | 0.00 | 0.00 | 0.00 | 0.00 | 0.00 | 0.00 | 0.00 | 0.00 |
| F.W.3 | 0.00 | 0.00 | 0.00 | 0.00 | 0.00 | 0.00 | 0.00 | 0.00 | 0.00 | 0.00 | 0.00 | 0.00 | 0.00 | 0.00 | 0.00 | 0.00 |
| LANE= 18NFST= 8 NLST= 7 NFSTA= 8 NLST= 10 | | | | | | | | | | | | | | | | |
| NE= 0 NA= 3 QUEUE SIZE= 0 SIGNAL= 0 | | | | | | | | | | | | | | | | |
| POS | 38.09 | 38.98 | 45.59 | 41.35 | 33.65 | 37.08 | 35.39 | -40.86 | -237.38 | -237.05 | 0.00 | 0.00 | 0.00 | 0.00 | 0.00 | 0.00 |
| POS | 0.00 | 0.00 | 0.00 | 0.00 | 0.00 | 0.00 | 0.00 | 0.00 | 0.00 | 0.00 | 0.00 | 0.00 | 0.00 | 0.00 | 0.00 | 0.00 |
| POS | 0.00 | 0.00 | 0.00 | 0.00 | 0.00 | 0.00 | 0.00 | 0.00 | 0.00 | 0.00 | 0.00 | 0.00 | 0.00 | 0.00 | 0.00 | 0.00 |
| POS | 0.00 | 0.00 | 0.00 | 0.00 | 0.00 | 0.00 | 0.00 | 0.00 | 0.00 | 0.00 | 0.00 | 0.00 | 0.00 | 0.00 | 0.00 | 0.00 |
| VEL | 21.74 | 20.92 | 18.72 | 10.89 | 10.15 | 10.38 | 10.15 | 19.08 | 14.48 | 14.13 | 0.00 | 0.00 | 0.00 | 0.00 | 0.00 | 0.00 |
| VEL | 0.00 | 0.00 | 0.00 | 0.00 | 0.00 | 0.00 | 0.00 | 0.00 | 0.00 | 0.00 | 0.00 | 0.00 | 0.00 | 0.00 | 0.00 | 0.00 |
| VEL | 0.00 | 0.00 | 0.00 | 0.00 | 0.00 | 0.00 | 0.00 | 0.00 | 0.00 | 0.00 | 0.00 | 0.00 | 0.00 | 0.00 | 0.00 | 0.00 |
| VEL | 0.00 | 0.00 | 0.00 | 0.00 | 0.00 | 0.00 | 0.00 | 0.00 | 0.00 | 0.00 | 0.00 | 0.00 | 0.00 | 0.00 | 0.00 | 0.00 |
| F.W.3 | 0.00 | 0.00 | 0.00 | 0.00 | 0.00 | 0.00 | 1.00 | 1.00 | 0.00 | 0.00 | 0.00 | 0.00 | 0.00 | 0.00 | 0.00 | 0.00 |
| F.W.3 | 0.00 | 0.00 | 0.00 | 0.00 | 0.00 | 0.00 | 0.00 | 0.00 | 0.00 | 0.00 | 0.00 | 0.00 | 0.00 | 0.00 | 0.00 | 0.00 |
| F.W.3 | 0.00 | 0.00 | 0.00 | 0.00 | 0.00 | 0.00 | 0.00 | 0.00 | 0.00 | 0.00 | 0.00 | 0.00 | 0.00 | 0.00 | 0.00 | 0.00 |
| F.W.3 | 0.00 | 0.00 | 0.00 | 0.00 | 0.00 | 0.00 | 0.00 | 0.00 | 0.00 | 0.00 | 0.00 | 0.00 | 0.00 | 0.00 | 0.00 | 0.00 |


TIME= 270*****

ภาคผนวก ง.


การกระจายของข้อมูลแบบ Normal Distribution




INPUT / OUTPUT




PROCESS




AND



DECISION



CONNECTOR



DOCUMENT

ภาคผนวก ค.

สัญญาลักษณะของห้างภูมิคอมพิว เตร์โปรแกรม

A continuous random variable X is normally distributed (normal) with mean ξ and variance σ

$$\Psi(X) \equiv \frac{1}{\sqrt{2\pi}\sigma} e^{-\frac{1}{2}\left(\frac{X-\xi}{\sigma}\right)^2} \quad D-1$$

$$\Phi(X) \equiv \frac{1}{\sqrt{2\pi}\sigma} \int_{-\infty}^X e^{-\frac{1}{2}\left(\frac{X-\xi}{\sigma}\right)^2} \quad D-2$$

The distribution of the standardized normal variable

$$u = \frac{X-\xi}{\sigma} \quad \text{is given by}$$

$$\begin{aligned} \Phi_X(X) &\equiv \Phi_u\{u(X)\} \\ \Psi(u) &\equiv \frac{1}{\sqrt{2\pi}} e^{-\frac{u^2}{2}} \quad D-3 \end{aligned}$$

$$\Phi(u) \equiv \frac{1}{\sqrt{2\pi}} \int_{-\infty}^u e^{-\frac{u^2}{2}} du \quad D-4$$

$$\Phi_u(U) = \frac{1}{2} \left\{ 1 + \operatorname{erf}\left(\frac{U}{\sqrt{2}}\right) \right\} \quad D-5$$

$\operatorname{erf}(Z)$ is the frequently tabulated error function

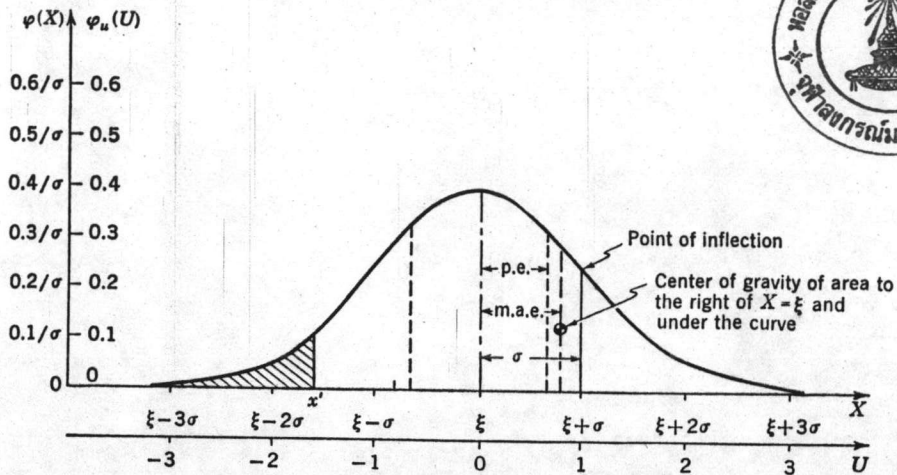
$$\operatorname{erf}(Z) = \frac{2}{\sqrt{\pi}} \int^Z e^{-Z^2} dZ = \frac{2}{\pi} \left(Z - \frac{Z^3}{3} + \frac{1}{2!} \frac{Z^5}{5} - \frac{1}{3!} \frac{Z^7}{7} + \dots \right) \quad D-6$$

instead D-5

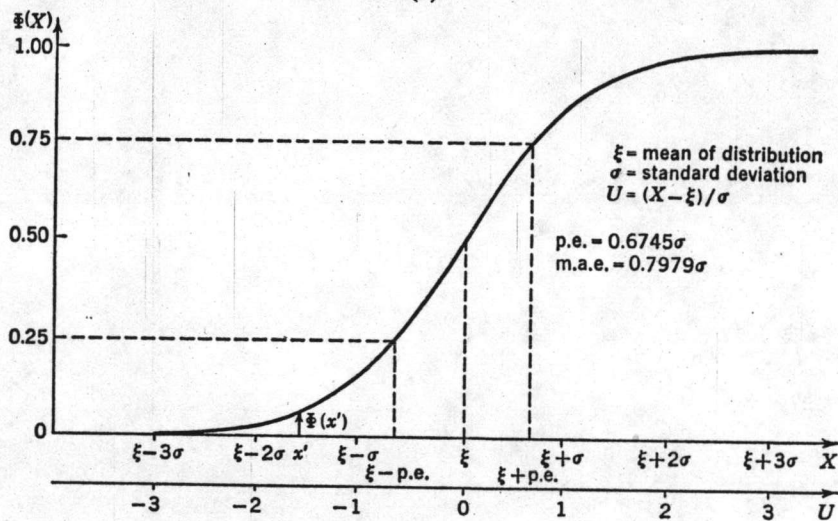
$$\Phi_u(U) = 0.5 + \frac{1}{\sqrt{2\pi}} \left\{ \sum_{n=1}^{\infty} \frac{(-1)^{n-1}}{(n-1)! \cdot 2^{n-1}} \frac{U^{2n-1}}{(2n-1)} \right\} \quad D-7$$



NORMAL RANDOM VARIABLES



(a)



(b)

FIG. 18.8-3. (a) The normal frequency function

$$\varphi(X) = \frac{1}{\sqrt{2\pi}\sigma} e^{-\frac{1}{2}\left(\frac{x-\xi}{\sigma}\right)^2} = \frac{1}{\sigma} \varphi_u(U) \quad \left(U = \frac{X - \xi}{\sigma} \right)$$

and (b) the normal distribution function

$$\Phi(X) = \frac{1}{\sqrt{2\pi}\sigma} \int_{-\infty}^X e^{-\frac{1}{2}\left(\frac{x-\xi}{\sigma}\right)^2} dx = \Phi_u(U) \quad \left(U = \frac{X - \xi}{\sigma} \right)$$

(From Burington, R. S., and D. C. May, *Handbook of Probability and Statistics*, McGraw-Hill, New York, 1953.)

ภาคผนวก จ.

รูปแบบข้อมูลสำหรับคอมพิวเตอร์ในการ Input

| ลำดับที่
Cards
No. | รายละเอียด
Description | คอลัมน์
Columns | สัญลักษณ์
Symbol | หน่วย
Unit | ข้อมูล
Data
Input | ความหมาย
Meaning |
|--------------------------|--|--------------------|---------------------|---------------|-------------------------|---|
| 1 | Amber decision probability table | 1-4 | AM(1) | - | 1000 | Prob. of stopping on amber if acc. required is between :
0-0.3 m/sec |
| | | 5-7 | AM(2) | - | 994 | 0.3-0.6 " |
| | | 8-10 | AM(3) | - | 989 | 0.6-0.9 " |
| | | 11-13 | AM(4) | - | 982 | 0.9-1.2 " |
| | | 14-16 | AM(5) | - | 972 | 1.2-1.5 " |
| | | 17-19 | AM(6) | - | 956 | 1.5-1.8 " |
| | | 20-22 | AM(7) | - | 935 | 1.8-2.1 " |
| | | 23-25 | AM(8) | - | 905 | 2.1-2.4 " |
| | | 26-28 | AM(9) | - | 876 | 2.4-2.7 " |
| | | 29-31 | AM(10) | - | 820 | 2.7-3.0 " |
| | | 32-34 | AM(11) | - | 762 | 3.0-3.3 " |
| | | 35-37 | AM(12) | - | 700 | 3.3-3.6 " |
| | | 38-40 | AM(13) | - | 624 | 3.6-3.9 " |
| | | 41-43 | AM(14) | - | 548 | 3.9-4.2 " |
| | | 44-46 | AM(15) | - | 468 | 4.2-4.5 " |
| | | 47-49 | AM(16) | - | 390 | 4.5-4.8 " |
| | | 50-52 | AM(17) | - | 318 | 4.8-5.1 " |
| | | 53-55 | AM(18) | - | 250 | 5.1-5.4 " |
| | | 56-58 | AM(19) | - | 190 | 5.4-5.7 " |
| | | 59-61 | AM(20) | - | 140 | 5.7-6.0 m/sec |
| 2 | Lane-change decision Probability table | 1-3 | GT(1) | - | 000 | Prob. of changing lanes if lag is between :
0.0-0.5 sec |
| | | 4-6 | GT(2) | - | 000 | 0.5-1.0 " |
| | | 7-9 | GT(3) | - | 000 | 1.0-1.5 " |
| | | 10-12 | GT(4) | - | 000 | 1.5-2.0 " |
| | | 13-15 | GT(5) | - | 090 | 2.0-2.5 " |
| | | 16-18 | GT(6) | - | 180 | 2.5-3.0 " |
| | | 19-21 | GT(7) | - | 310 | 3.0-3.5 " |
| | | 22-24 | GT(8) | - | 490 | 3.5-4.0 " |
| | | 25-27 | GT(9) | - | 660 | 4.0-4.5 " |

| ลำดับที่
Cards
No. | รายละเอียด
Description | คอลัมน์
Columns | สัญลักษณ์
Symbol | หน่วย
Unit | ข้อมูล
Data
Input | ความหมาย
Meaning |
|--------------------------|---|--------------------|---------------------|---------------|-------------------------|---------------------|
| 3 | Right-turn Gap-acceptance Probability table | 28-30 | GT(10) | - | 810 | 4.5-5.0 sec |
| | | 31-33 | GT(11) | - | 900 | 5.0-5.5 " |
| | | 34-36 | GT(12) | - | 960 | 5.5-6.0 " |
| | | 37-39 | GT(13) | - | 985 | 6.0-6.5 " |
| | | 40-42 | GT(14) | - | 995 | 6.5-7.0 " |
| | | 43-45 | GT(15) | - | 999 | 7.0-7.5 " |
| | | 46-48 | GT(16) | - | 999 | 7.5-8.0 " |
| | | 49-51 | GT(17) | - | 999 | 8.0-8.5 " |
| | | 52 | GT(18) | - | 1 | 8.5-9.0 " |
| | | 53 | GT(19) | - | 1 | 9.0-9.5 " |
| | | 54 | GT(20) | - | 1 | 9.5-10.0 " |
| | | 1-3 | AGAP (1) | - | 000 | 0.0-0.5 sec |
| | | 4-6 | AGAP (2) | - | 000 | 0.5-1.0 " |
| | | 7-9 | AGAP (3) | - | 000 | 1.5-2.0 " |
| | | 10-12 | AGAP (4) | - | 000 | 2.0-2.5 " |
| | | 13-15 | AGAP (5) | - | 000 | 2.5-3.0 " |
| | | 16-18 | AGAP (6) | - | 000 | 3.0-3.5 " |
| | | 19-21 | AGAP (7) | - | 150 | 3.5 4.0 " |
| | | 22-24 | AGAP (8) | - | 320 | 4.0-4.5 " |
| | | 25-27 | AGAP (9) | - | 520 | 4.5-5.0 " |
| 28-30 | AGAP (10) | - | 690 | 5.0-5.5 " | | |
| 31-33 | AGAP (11) | - | 820 | 5.5-6.0 " | | |
| 34-36 | AGAP (12) | - | 900 | 6.0-6.5 " | | |
| 37-39 | AGAP (13) | - | 950 | 6.5-7.0 " | | |
| 40-42 | AGAP (14) | - | 970 | 7.0-7.5 " | | |
| 43-45 | AGAP (15) | - | 982 | 7.5-8.0 " | | |
| 46-48 | AGAP (16) | - | 993 | 8.0-8.5 " | | |
| 49-51 | AGAP (17) | - | 997 | 8.5-9.0 " | | |
| 52 | AGAP (18) | - | 1 | 9.0-9.5 " | | |

| ลำดับที่
Cards
No. | รายละเอียด
Description | คอลัมน์
Columns | สัญลักษณ์
Symbol | หน่วย
Unit | ข้อมูล
Data
Input | ความหมาย
Meaning | |
|--------------------------|---|--------------------|---------------------|---------------|-------------------------|---------------------|--------------------------------|
| 4 | Right-turn Lag-acceptance Probability table | 53 | AGAP(19) | - | 1 | 9.5-10.0 sec. | |
| | | 54 | AGAP(20) | - | 1 | 10.0-10.5 " | |
| | | | | | | | Prob. of accepting gap between |
| | | 1-3 | ALAG(1) | - | 000 | 0-0.5 sec | |
| | | 4-6 | ALAG(2) | - | 000 | 0.5-1.0 sec | |
| | | 7-9 | ALAG(3) | - | 000 | 1.0-1.5 " | |
| | | 11-12 | ALAG(4) | - | 000 | 1.5-2.0 " | |
| | | 13-15 | ALAG(5) | - | 000 | 2.0-2.5 " | |
| | | 16-18 | ALAG(6) | - | 000 | 2.5-3.0 " | |
| | | 19-21 | ALAG(7) | - | 030 | 3.0-3.5 " | |
| | | 22-24 | ALAG(8) | - | 320 | 3.5-4.0 " | |
| | | 25-27 | ALAG(9) | - | 520 | 4.0-4.5 " | |
| | | 28-30 | ALAG(10) | - | 690 | 4.5-5.0 " | |
| | | 31-33 | ALAG(11) | - | 820 | 5.0-5.5 " | |
| | | 34-36 | ALAG(12) | - | 900 | 5.5-6.0 " | |
| | | 37-39 | ALAG(13) | - | 950 | 6.0-6.5 " | |
| | | 40-42 | ALAG(14) | - | 970 | 6.5-7.0 " | |
| | | 43-45 | ALAG(15) | - | 982 | 7.0-7.5 " | |
| | | 46-48 | ALAG(16) | - | 993 | 7.5-8.0 " | |
| | | 49-51 | ALAG(17) | - | 997 | 8.0-8.5 " | |
| 52 | ALAG(18) | - | 1 | 8.5-9.0 " | | | |
| 53 | ALAG(19) | - | 1 | 9.0-9.5 " | | | |
| 54 | ALAG(20) | - | 1 | 9.5-10.0 sec | | | |
| 5 | Left-turn lag-acceptance Probability table | 1-4 | TL(1) | - | 000 | 0.0-0.5 sec | |
| | | 5-7 | TL(2) | - | 000 | 0.5-1.0 " | |
| | | 8-10 | TL(3) | - | 000 | 1.0-1.5 " | |
| | | 11-13 | TL(4) | - | 000 | 1.5-2.0 " | |

| ลำดับที่
Cards
No. | รายละเอียด
Description | คอลัมน์
Columns | สัญลักษณ์
Symbol | หน่วย
Unit | ข้อมูล
Data
Input | ความหมาย
Meaning | | |
|--------------------------|---------------------------|--------------------|---------------------|---------------|-------------------------|---|------|----------------------|
| 6 | General Parameters | 14-16 | TL(5) | - | 018 | 2.0-2.5 sec | | |
| | | 17-19 | TL(6) | - | 055 | 2.5-3.0 " | | |
| | | 20-22 | TL(7) | - | 115 | 3.0-3.5 " | | |
| | | 23-25 | TL(8) | - | 190 | 3.5-4.0 " | | |
| | | 26-28 | TL(9) | - | 290 | 4.0-4.5 " | | |
| | | 29-31 | TL(10) | - | 385 | 4.5-5.0 " | | |
| | | 32-34 | TL(11) | - | 480 | 5.0-5.5 " | | |
| | | 35-37 | TL(12) | - | 570 | 5.5-6.0 " | | |
| | | 38-40 | TL(13) | - | 645 | 6.0-6.5 " | | |
| | | 41-43 | TL(14) | - | 710 | 6.5-7.0 " | | |
| | | 44-46 | TL(15) | - | 770 | 7.0-7.5 " | | |
| | | 47-49 | TL(16) | - | 810 | 7.5-8.0 " | | |
| | | 50-52 | TL(17) | - | 850 | 8.0-8.5 " | | |
| | | 53-55 | TL(18) | - | 880 | 8.5-9.0 " | | |
| | | 56-58 | TL(19) | - | 905 | 9.0-9.5 " | | |
| | | 59-61 | TL(20) | - | 920 | 9.5-10.0 " | | |
| | | 7 | | 1-4 | RUN | MIN | 0600 | Running time |
| | | | | 5-8 | C | sec/
cycle | 0005 | Simulates cycle time |
| | | | | 9-12 | T | sec | 0010 | Reacty time |
| | | | | 13-16 | QTIME | sec | 0050 | Queue-sampling time |
| 17-20 | N | | | - | 04 | No. of Approaches | | |
| 21-24 | JMAX | | | - | 90 | Max. No. of vehicle that can
appear on this list | | |
| 25-28 | LMAX | | | - | 18 | No. of List | | |
| 29-32 | IT | | | - | 00 | Left turn on red (0=no, 1=Yes) | | |
| 33-36 | ILC | | | - | 00 | Lane change (0=no, 1=Yes) | | |
| 1-2 | CS(1) | | | Veh. | 70 | Max. Vehicle can appear
approach portion | | |

| ลำดับที่
Cards
No. | รายละเอียด
Description | คอลัมน์
Columns | สัญลักษณ์
Symbol | หน่วย
Unit | ข้อมูล
Data
Input | ความหมาย
Meaning |
|--------------------------|---------------------------|--------------------|---------------------|---------------|-------------------------|---|
| 8 | | 3-4 | CX(2) | Veh. | 70 | Max. Vehicle can appear on approach portion |
| | | 5-6 | CX(3) | " | 70 | " |
| | | 7-8 | CX(4) | " | 70 | " |
| | | 9-10 | CX(5) | " | 70 | " |
| | | 11-12 | CX(6) | " | 70 | " |
| | | 13-14 | CX(7) | " | 70 | " |
| | | 15-16 | CX(8) | " | 70 | " |
| | | 17-18 | CX(9) | " | 70 | " |
| | | 19-20 | CX(10) | " | 70 | " |
| | | 21-22 | CX(11) | " | 70 | " |
| | | 23-24 | CX(12) | " | 70 | " |
| | | 25-26 | CX(13) | " | 70 | " |
| | | 27-28 | CX(14) | " | 70 | " |
| | | 29-30 | CX(15) | " | 70 | " |
| | | 31-32 | CX(16) | " | 70 | " |
| | | 33-34 | CX(17) | " | 70 | " |
| | | 35-36 | CX(18) | " | 70 | " |
| | | 1-4 | BT(1) | m | -90 | Point effected by signal |
| | | 5-8 | BT(2) | " | -90 | " |
| | | 9-12 | BT(3) | " | -90 | " |
| | | 13-16 | BT(4) | " | -90 | " |
| | | 17-20 | BT(5) | " | -90 | " |
| | | 21-24 | BT(6) | " | -90 | " |
| | | 25-28 | BT(7) | " | -90 | " |
| | | 29-32 | BT(8) | " | -90 | " |
| | | 33-36 | BT(9) | " | -90 | " |
| | | 37-40 | BT(10) | " | -90 | " |
| | | 41-44 | BT(11) | " | -90 | " |
| | | 45-48 | BT(12) | " | -90 | " |
| | | 49-52 | BT(13) | " | -90 | " |
| | | 53-56 | BT(14) | " | -90 | " |
| | | 57-60 | BT(15) | " | -90 | " |
| | 61-64 | BT(16) | m | -90 | " | |

| ลำดับที่
Cards
No. | รายละเอียด
Description | คอลัมน์
Columns | สัญลักษณ์
Symbol | หน่วย
Unit | ข้อมูล
Data
Input | ความหมาย
Meaning |
|--------------------------|---------------------------------|--------------------|---------------------|--------------------|-------------------------|---------------------------------------|
| 9 | General vehicle characteristics | 1-4 | HMIN | sec | 0.55 | Min. type 1 headway |
| | | 5-8 | AMIN | m/sec ² | -700 | Min. acceleration (near deceleration) |
| | | 9-12 | AMI | " | -330 | Desired deceleration; mean |
| | | 13-16 | AS | " | -021 | " " " " ; std. deviation |
| | | 17-20 | AY | " | 0300 | " " max.acc.for car:mean |
| | | 21-24 | AU | " | 0027 | " " " " : std. |
| | | 25-28 | AVV | " | 0150 | " " max.acc.for truck:mean |
| | | 29-32 | AW | " | 0018 | " " " " : std. |
| | | 33-36 | CM | m | 0450 | Car length: mean |
| | | 37-40 | CS | m | 0056 | Car length: std. |
| | | 41-44 | TM | m | 0800 | Truck length: mean |
| | | 45-48 | TS | m | 0105 | Truck length: std. |
| | | 49-52 | TX | m/sec | 1700 | Target Velocity mean |
| | | 53-56 | TY | " | 01.20 | Target Velocity std. |
| | | 1-4 | EX | m | 0000 | Stop line error, mean |
| | | 5-8 | EX | m | 0075 | " " ,std deviation |
| | | 9-12 | EVM | m | 0120 | Stopped spacing error, mean |
| | | 13-16 | ED | m | 0001 | " " ,std dev. |
| | | 17-20 | KØ | sec ⁻¹ | 0050 | Free-behavior proportionlity |
| | | 21-24 | AO | m/sec | 0900 | Constant Car-following |
| 11 | Geometric Configuration | 1-3 | AL(1) | DEG. | 063 | Deflection Angle of Right Turn |
| | | 4-6 | AL(2) | DEG. | 000 | " |
| | | 7-9 | AL(3) | DEG. | 000 | " |
| | | 10-12 | AL(4) | DEG. | 000 | " |
| | | 13-15 | AL(5) | DEG. | 000 | " |
| | | 16-18 | AL(6) | DEG. | 117 | " |

| ลำดับที่
Cards
No. | รายละเอียด
Description | คอลัมน์
Columns | สัญลักษณ์
Symbol | หน่วย
Unit | ข้อมูล
Data
Input | ความหมาย
Meaning | | |
|--------------------------|---------------------------|--------------------|---------------------|---------------|-------------------------|-------------------------------|-----|--------------------------------|
| 12 | | 19-21 | AL(7) | DEG. | 000 | Deflection Angle of Left Turn | | |
| | | 22-24 | AL(8) | " | 000 | " | | |
| | | 25-27 | AL(9) | " | 000 | " | | |
| | | 28-30 | AL(10) | " | 063 | " | | |
| | | 31-33 | AL(11) | " | 000 | " | | |
| | | 34-36 | AL(12) | " | 000 | " | | |
| | | 37-39 | AL(13) | " | 000 | " | | |
| | | 40-42 | AL(14) | " | 000 | " | | |
| | | 43-45 | AL(15) | " | 117 | " | | |
| | | 46-48 | AL(16) | " | 000 | " | | |
| | | 49-51 | AL(17) | " | 000 | " | | |
| | | 52-54 | AL(18) | DEG. | 000 | " | | |
| | | | | 1-3 | AR(1) | DEG. | 000 | Deflection Angle of Right Turn |
| | | | | 4-6 | AR(2) | " | 000 | " |
| | | | | 7-9 | AR(3) | " | 000 | " |
| | | | | 10-12 | AR(4) | " | 000 | " |
| | | | | 13-15 | AR(5) | " | 117 | " |
| | | | | 16-18 | AR(6) | " | 000 | " |
| | | | | 19-21 | AR(7) | " | 000 | " |
| | | | | 22-24 | AR(8) | " | 000 | " |
| | | | | 25-27 | AR(9) | " | 063 | " |
| | | | | 28-30 | AR(10) | " | 000 | " |
| | | | | 31-33 | AR(11) | " | 000 | " |
| | | | | 34-36 | AR(12) | " | 000 | " |
| | | | | 37-39 | AR(13) | " | 000 | " |
| | | | | 40-42 | AR(14) | " | 117 | " |
| | | | | 43-45 | AR(15) | " | 000 | " |
| | | | | 46-48 | AR(16) | " | 000 | " |
| | | | | 49-51 | AR(17) | " | 000 | " |
| | | | | 52-54 | AR(18) | DEG. | 063 | " |



| ลำดับที่
Cards
No. | รายละเอียด
Description | คอลัมน์
Columns | สัญลักษณ์
Symbol | หน่วย
Unit | ข้อมูล
Data
Input | ความหมาย
Meaning |
|--------------------------|--|---|--|---|--|---|
| 13 | Traffic Characteristics by individual list | 1-2
3-4
5-6
7-8
9-10
11-12
13-14
15-16
17-18
19-20
21-22
23-24
25-26
27-28
29-30
31-32
33-34
35-36
37-38
39-40
41-42
43-44
45-46
47-48 | L1(1)
L1(2)
L1(3)
L1(4)
L2(1)
L2(2)
L2(3)
L2(4)
L3(1)
L3(2)
L3(3)
L3(4)
L4(1)
L4(2)
L4(3)
L4(4)
L5(1)
L5(2)
L5(3)
L5(4)
L6(1)
L6(2)
L6(3)
L6(4) | -
-
-
-
-
-
-
-
-
-
-
-
-
-
-
-
-
-
-
-
-
-
-
-
- | 05
04
05
04
03
02
03
02
01
01
01
01
01
01
01
01
04
03
04
03
08
10
08
10 | No.of list on approach 1
" " 2
" " 3
" " 4
No.of Through list on approach
" "
" "
" "
No.of Left turn on approach 1
" " 2
" " 3
" " 4
No.of Right turn on approach 1
" " 2
" " 3
" " 4
No.of opposing list on approach
" " 2
" " 3
" " 4 |
| 14 | | 1-2
3-4
5-6
7-8
9-10 | LANE(1,1)
LANE(1,2)
LANE(1,3)
LANE(1,4)
LANE(1,5) | -
-
-
-
- | 01
02
03
04
05 | List No.of lane on approach 1
" " 1
" " 1
" " 1
" " 1 |

| ลำดับที่
Cards
No. | รายละเอียด
Description | คอลัมน์
Columns | สัญลักษณ์
Symbol | หน่วย
Unit | ข้อมูล
Data
Input | ความหมาย
Meaning |
|--------------------------|---------------------------|--------------------|---------------------|---------------|-------------------------|--|
| 15 | | 1-2 | LANE (2,1) | - | 06 | List No.of lane on approach 2 |
| | | 3-4 | LANE (2,2) | - | 07 | " " 2 |
| | | 5-6 | LANE (2,3) | - | 08 | " " 2 |
| | | 7-8 | LANE (2,4) | - | 09 | " " 2 |
| 16 | | 1-2 | LANE (3,1) | - | 10 | " " 3 |
| | | 3-4 | LANE (3,2) | - | 11 | " " 3 |
| | | 5-6 | LANE (3,3) | - | 12 | " " 3 |
| | | 7-8 | LANE (3,4) | - | 13 | " " 3 |
| | | 9-10 | LANE (3,5) | - | 14 | " " 3 |
| 17 | | 1-2 | LANE (4,1) | - | 15 | " " 4 |
| | | 3-4 | LANE (4,2) | - | 16 | " " 4 |
| | | 5-6 | LANE (4,3) | - | 17 | " " 4 |
| | | 7-8 | LANE (4,4) | - | 18 | " " 4 |
| 18 | | 1-2 | LANE (1,1) | - | 01 | List No.of left turn on ap-
proach 1 |
| | | 3-4 | LANE (2,1) | - | 06 | " " 2 |
| | | 5-6 | LANE (3,1) | - | 10 | " " 3 |
| | | 7-8 | LANE (4,1) | - | 15 | " " 4 |
| 19 | | 1-2 | RT(1,1) | - | 05 | List No.of right turn on ap-
proach 1 |
| | | 3-4 | RT(2,1) | - | 09 | " " 2 |
| | | 5-6 | RT(3,1) | - | 14 | " " 3 |
| | | 7-8 | RT(4,1) | - | 18 | " " 4 |
| 20 | | 1-2 | IL(1) | - | 06 | Left-turn receiver list No. |
| | | 3-4 | IL(2) | - | 00 | " " |
| | | 5-6 | IL(3) | - | 00 | " " |
| | | 7-8 | IL(4) | - | 00 | " " |
| | | 9-10 | IL(5) | - | 00 | " " |
| | | 11-12 | IL(6) | - | 10 | " " |
| | | 13-14 | IL(7) | - | 00 | " " |
| | | 15-16 | IL(8) | - | 00 | " " |

| ลำดับที่
Cards
No. | รายละเอียด
Description | คอลัมน์
Columns | สัญลักษณ์
Symbol | หน่วย
Unit | ข้อมูล
Data
Input | ความหมาย
Meaning | | |
|--------------------------|---------------------------|--------------------|---------------------|---------------|-------------------------|-----------------------------|----|------------------------------|
| 21 | | 17-18 | IL(9) | - | 00 | Left-turn receiver list No. | | |
| | | 19-20 | IL(10) | - | 15 | " " | | |
| | | 21-22 | IL(11) | - | 00 | " " | | |
| | | 23-24 | IL(12) | - | 00 | " " | | |
| | | 25-26 | IL(13) | - | 00 | " " | | |
| | | 27-28 | IL(14) | - | 00 | " " | | |
| | | 29-30 | IL(15) | - | 01 | " " | | |
| | | 31-32 | IL(16) | - | 00 | " " | | |
| | | 33-34 | IL(17) | - | 00 | " " | | |
| | | 35-36 | IL(18) | - | 00 | " " | | |
| | | | | 1-2 | IR(1) | - | 00 | Right-turn receiver list No. |
| | | | | 3-4 | IR(2) | - | 00 | " " |
| | | | | 5-6 | IR(3) | - | 00 | " " |
| | | | | 7-8 | IR(4) | - | 00 | " " |
| | | | | 9-10 | IR(5) | - | 17 | " " |
| | | | | 11-12 | IR(6) | - | 00 | " " |
| | | | | 13-14 | IR(7) | - | 00 | " " |
| | | | | 15-16 | IR(8) | - | 00 | " " |
| | | 17-18 | IR(9) | - | 05 | " " | | |
| | | 19-20 | IR(10) | - | 00 | " " | | |
| | | 21-22 | IR(11) | - | 00 | " " | | |
| | | 23-24 | IR(12) | - | 00 | " " | | |
| | | 25-26 | IR(13) | - | 00 | " " | | |
| | | 27-28 | IR(14) | - | 00 | " " | | |
| | | 29-30 | IR(15) | - | 00 | " " | | |
| | | 31-32 | IR(16) | - | 00 | " " | | |
| | | 33-34 | IR(17) | - | 00 | " " | | |
| | | 35-36 | IR(18) | - | 14 | " " | | |
| 22 | | 1-2 | RC(1) | - | 00 | Receiver of lane change | | |
| | | 3-4 | RC(2) | - | 00 | " " | | |
| | | 5-6 | RC(3) | - | 00 | " " | | |
| | | 7-8 | RC(4) | - | 00 | " " | | |

| ลำดับที่
Cards
No. | รายละเอียด
Description | คอลัมน์
Columns | สัญลักษณ์
Symbol | หน่วย
Unit | ข้อมูล
Data
Input | ความหมาย
Meaning |
|--------------------------|---------------------------|--------------------|---------------------|---------------|-------------------------|-------------------------|
| | | 9-10 | RC(5) | - | 04 | Receiver of lane change |
| | | 11-12 | RC(6) | - | 00 | " " |
| | | 13-14 | RC(7) | - | 00 | " " |
| | | 15-16 | RC(8) | - | 00 | " " |
| | | 17-18 | RC(9) | - | 08 | " " |
| | | 19-20 | RC(10) | - | 00 | " " |
| | | 21-22 | RC(11) | - | 00 | " " |
| | | 23-24 | RC(12) | - | 00 | " " |
| | | 25-26 | RC(13) | - | 00 | " " |
| | | 27-28 | RC(14) | - | 13 | " " |
| | | 29-30 | RC(15) | - | 00 | " " |
| | | 31-32 | RC(16) | - | 00 | " " |
| | | 33-34 | RC(17) | - | 00 | " " |
| | | 35-36 | RC(18) | - | 17 | " " |
| 23 | | 1-2 | IOPL1,1 | - | 11 | Opposing list No. |
| | | 3-4 | " 1,2 | - | 12 | " " |
| | | 5-6 | " 1,3 | - | 13 | " " |
| | | 7-8 | " 1,4 | - | 14 | " " |
| 24 | | 1-2 | " 2,1 | - | 14 | " " |
| | | 3-4 | " 2,2 | - | 15 | " " |
| | | 5-6 | " 2,3 | - | 16 | " " |
| 25 | | 1-2 | " 3,1 | - | 02 | " " |
| | | 3-4 | " 3,2 | - | 03 | " " |
| | | 5-6 | " 3,3 | - | 04 | " " |
| | | 7-8 | " 3,4 | - | 05 | " " |
| 26 | | 1-2 | " 4,1 | - | 07 | " " |
| | | 3-4 | " 4,2 | - | 08 | " " |
| | | 5-6 | " 4,3 | - | 09 | " " |

| ลำดับที่
Cards
No. | รายละเอียด
Description | คอลัมน์
Columns | สัญลักษณ์
Symbol | หน่วย
Unit | ข้อมูล
Data
Input | ความหมาย
Meaning |
|--------------------------|---------------------------|--------------------|---------------------|---------------|-------------------------|---------------------|
| 27 | | 1-2 | ICROSl,1 | - | 06 | Crossing List No. |
| | | 3-4 | " 1,2 | - | 07 | " " |
| | | 5-6 | " 1,3 | - | 08 | " " |
| | | 7-8 | " 1,4 | - | 09 | " " |
| | | 9-10 | " 1,5 | - | 18 | " " |
| | | 11-12 | " 1,6 | - | 17 | " " |
| | | 13-14 | " 1,7 | - | 16 | " " |
| | | 15-16 | " 1,8 | - | 15 | " " |
| 28 | | 1-2 | " 2,1 | - | 10 | " " |
| | | 3-4 | " 2,2 | - | 11 | " " |
| | | 5-6 | " 2,3 | - | 12 | " " |
| | | 7-8 | " 2,4 | - | 13 | " " |
| 29 | | 9-10 | " 2,5 | - | 14 | " " |
| | | 11-12 | " 2,6 | - | 05 | " " |
| | | 13-14 | " 2,7 | - | 04 | " " |
| | | 15-16 | " 2,8 | - | 03 | " " |
| | | 17-18 | " 2,9 | - | 02 | " " |
| | | 19-20 | " 2,10 | - | 01 | " " |
| 30 | | 1-2 | " 3,1 | - | 15 | " " |
| | | 3-4 | " 3,2 | - | 16 | " " |
| | | 5-6 | " 3,3 | - | 17 | " " |
| | | 7-8 | " 3,4 | - | 18 | " " |
| | | 9-10 | " 3,5 | - | 09 | " " |
| | | 11-12 | " 3,6 | - | 08 | " " |
| | | 13-14 | " 3,7 | - | 07 | " " |
| | | 15-16 | " 3,8 | - | 06 | " " |
| 31 | | 1-2 | " 4,1 | - | 01 | " " |
| | | 3-4 | " 4,2 | - | 02 | " " |
| | | 5-6 | " 4,3 | - | 03 | " " |

| ลำดับที่
Cards
No. | รายละเอียด
Description | คอลัมน์
Columns | สัญลักษณ์
Symbol | หน่วย
Unit | ข้อมูล
Data
Input | ความหมาย
Meaning |
|--------------------------|---------------------------|--------------------|---------------------|---------------|-------------------------|-------------------------------|
| 32 | | 7-8 | ICROS4,4 | - | 04 | Crossing List No. |
| | | 9-10 | " 4,5 | - | 05 | " " |
| | | 11-12 | " 4,6 | - | 14 | " " |
| | | 13-14 | " 4,7 | - | 13 | " " |
| | | 15-16 | " 4,8 | - | 12 | " " |
| | | 17-18 | " 4,9 | - | 11 | " " |
| | | 19-20 | " 4,10 | - | 10 | " " |
| | | 1-3 | SO(1) | m | -1.0 | Position of stop line |
| | | 4-6 | SO(2) | " | -1.0 | " " |
| | | 7-9 | SO(3) | " | -1.0 | " " |
| | | 10-12 | SO(4) | " | -1.0 | " " |
| | | 13-15 | SO(5) | " | -1.0 | " " |
| | | 16-18 | SO(6) | " | -1.0 | " " |
| | | 19-21 | SO(7) | " | -1.0 | " " |
| | | 22-24 | SO(8) | " | -1.0 | " " |
| | | 25-27 | SO(9) | " | -1.0 | " " |
| | | 28-30 | SO(10) | " | -1.0 | " " |
| | | 31-33 | SO(11) | " | -1.0 | " " |
| | | 34-37 | SO(12) | " | -1.0 | " " |
| | 38-40 | SO(13) | " | -1.0 | " " | |
| | 41-43 | SO(14) | " | -1.0 | " " | |
| | 44-46 | SO(15) | " | -1.0 | " " | |
| | 47-49 | SO(16) | " | -1.0 | " " | |
| | 50-52 | SO(17) | " | -1.0 | " " | |
| | 53-55 | SO(18) | " | -1.0 | " " | |
| 33 | | 1-5 | ER(1) | " | -300.0 | Position of entrance boundary |
| | | 6-10 | ER(2) | " | " | " " |
| | | 11-15 | ER(3) | " | " | " " |
| | | 16-20 | ER(4) | " | " | " " |
| | | 21-25 | ER(5) | " | " | " " |
| | | 26-30 | ER(6) | " | " | " " |
| | | 31-35 | ER(7) | " | " | " " |

| ลำดับที่
Cards
No. | รายละเอียด
Description | คอลัมน์
Columns | สัญลักษณ์
Symbol | หน่วย
Unit | ข้อมูล
Data
Input | ความหมาย
Meaning |
|--------------------------|---------------------------|--------------------|---------------------|---------------|-------------------------|------------------------------|
| 34 | | 36-40 | ER(8) | m | -300.0 | Position of entrance boundar |
| | | 41-45 | ER(9) | " | " | " |
| | | 1-5 | ER(10) | m | -300.0 | Position of entrance boundar |
| | | 6-10 | ER(11) | " | " | " |
| | | 11-15 | ER(12) | " | " | " |
| | | 16-20 | ER(13) | " | " | " |
| | | 21-25 | ER(14) | " | " | " |
| | | 26-30 | ER(15) | " | " | " |
| | | 31-35 | ER(16) | " | " | " |
| | | 36-40 | ER(17) | " | " | " |
| | 41-45 | ER(18) | " | " | " | |
| 35 | | 1-4 | EXIT(1) | m | 090.0 | Position of Exit boundary |
| | | 5-8 | " (2) | " | " | " |
| | | 9-12 | " (3) | " | " | " |
| | | 13-16 | " (4) | " | " | " |
| | | 17-20 | " (5) | " | " | " |
| | | 21-24 | " (6) | " | " | " |
| | | 25-28 | " (7) | " | " | " |
| | | 29-32 | " (8) | " | " | " |
| | | 33-36 | " (9) | " | " | " |
| | | 1-4 | " (10) | " | " | " |
| | | 5-8 | " (11) | " | " | " |
| | | 9-12 | " (12) | " | " | " |
| 36 | | 13-16 | " (13) | m | 090.0 | Position of Exit boundary |
| | | 17-20 | " (14) | " | " | " |
| | | 21-24 | " (15) | " | " | " |
| | | 25-28 | " (16) | " | " | " |
| | | 29-32 | " (17) | " | " | " |
| | | 33-36 | " (18) | " | " | " |

| ลำดับที่
Cards
No. | รายละเอียด
Description | คอลัมน์
Columns | สัญลักษณ์
Symbol | หน่วย
Unit | ข้อมูล
Data
Input | ความหมาย
Meaning |
|--------------------------|---------------------------|--------------------|---------------------|---------------|-------------------------|---------------------|
| 37 | | 1-2 | W(1) | m | 3.0 | Lane width |
| | | 3-4 | "(2) | " | " | " |
| | | 5-6 | "(3) | " | " | " |
| | | 7-8 | "(4) | " | " | " |
| | | 9-10 | "(5) | " | " | " |
| | | 11-12 | "(6) | " | " | " |
| | | 13-14 | "(7) | " | " | " |
| | | 15-16 | "(8) | " | " | " |
| | | 17-18 | "(9) | " | " | " |
| | | 19-20 | "(10) | " | " | " |
| | | 21-22 | "(11) | " | " | " |
| | | 23-24 | "(12) | " | " | " |
| | | 25-26 | "(13) | " | " | " |
| | | 27-28 | "(14) | " | " | " |
| | | 29-30 | "(15) | " | " | " |
| | | 31-32 | "(16) | " | " | " |
| | | 33-34 | "(17) | " | " | " |
| | | 35-36 | "(18) | " | " | " |
| 38 | | 1-4 | WA(1) | m | 032.0 | Street width |
| | | 5-8 | WA(2) | " | 026.0 | " |
| | | 9-12 | WA(3) | " | 032.0 | " |
| | | 13-16 | WA(4) | " | 026.0 | " |
| 39 | | 1-3 | RL(1) | m | 09.0 | Radius, left turn |
| | | 4-6 | RL(2) | " | 00.0 | " |
| | | 7-9 | RL(3) | " | 00.0 | " |
| | | 10-12 | RL(4) | " | 00.0 | " |
| | | 13-15 | RL(5) | " | 00.0 | " |
| | | 16-18 | RL(6) | " | 09.0 | " |
| | | 19-21 | RL(7) | " | 00.0 | " |
| | | 22-24 | RL(8) | " | 00.0 | " |
| | | 25-27 | RL(9) | " | 00.0 | " |
| | | 28-30 | RL(10) | " | 09.0 | " |

| ลำดับที่
Cards
No. | รายละเอียด
Description | คอลัมน์
Columns | สัญลักษณ์
Symbol | หน่วย
Unit | ข้อมูล
Data
Input | ความหมาย
Meaning |
|--------------------------|---------------------------|--------------------|---------------------|---------------|-------------------------|--------------------------|
| 40 | | 31-33 | RL(11) | m | 00.0 | Radius, left turn |
| | | 34-35 | RL(12) | " | 00.0 | " |
| | | 37-39 | RL(13) | " | 00.0 | " |
| | | 40-42 | RL(14) | " | 00.0 | " |
| | | 43-45 | RL(15) | " | 09.0 | " |
| | | 46-48 | RL(16) | " | 00.0 | " |
| | | 49-51 | RL(17) | " | 00.0 | " |
| | | 52-54 | RL(18) | " | 00.0 | " |
| | | 1-3 | RF(1) | m | 000 | Radius, free right turn |
| | | 4-6 | RF(2) | " | 000 | " |
| | | 7-9 | RF(3) | " | 000 | " |
| | | 10-12 | RF(4) | " | 000 | " |
| | | 13-15 | RF(5) | " | 250 | " |
| | | 16-18 | RF(6) | " | 000 | " |
| | | 19-21 | RF(7) | " | 000 | " |
| | | 22-24 | RF(8) | " | 000 | " |
| | | 25-27 | RF(9) | " | 250 | " |
| | 41 | | 28-30 | RF(10) | " | 000 |
| | | 31-33 | RF(11) | " | 000 | " |
| | | 34-36 | RF(12) | " | 000 | " |
| | | 37-39 | RF(13) | " | 000 | " |
| | | 40-42 | RF(14) | " | 250 | " |
| | | 43-45 | RF(15) | " | 000 | " |
| | | 46-48 | RF(16) | " | 000 | " |
| | | 59-51 | RF(17) | " | 000 | " |
| | | 52-54 | RF(18) | " | 25.0 | " |
| | | 1-3 | RD(1) | m | 000 | Radius, delay right turn |
| | 4-6 | RD(2) | " | 000 | " | |
| | 7-9 | RD(3) | " | 000 | " | |
| | 10-12 | RD(4) | " | 000 | " | |
| | 13-15 | RD(5) | " | 200 | " | |
| | 16-18 | RD(6) | " | 000 | " | |

| ลำดับที่
Cards
No. | รายละเอียด
Description | คอลัมน์
Columns | สัญลักษณ์
Symbol | หน่วย
Unit | ข้อมูล
Data
Input | ความหมาย
Meaning | |
|--------------------------|--|--|---------------------|---------------|-------------------------|--------------------------|---|
| 42 | Traffic Characteristics by individual list | 19-21 | RD(7) | m | 000 | Radius, delay right turn | |
| | | 22-24 | RD(8) | " | 000 | " | |
| | | 25-27 | RD(9) | " | 200 | " | |
| | | 28-30 | RD(10) | " | 000 | " | |
| | | 31-33 | RD(11) | " | 000 | " | |
| | | 34-36 | RD(12) | " | 000 | " | |
| | | 37-39 | RD(13) | " | 000 | " | |
| | | 40-42 | RD(14) | " | 200 | " | |
| | | 43-45 | RD(15) | " | 000 | " | |
| | | 46-48 | RD(16) | " | 000 | " | |
| | | 49-51 | RD(17) | " | 000 | " | |
| | | 52-54 | RD(18) | " | 20.0 | " | |
| | | Proportion of approach traffic using this list | | | | | |
| | | 1-3 | PE(1) | - | 0.26 | | |
| | | 4-6 | PE(2) | - | 0.16 | | " |
| | | 7-9 | PE(3) | - | 0.18 | | " |
| | | 10-12 | PE(4) | - | 0.15 | | " |
| | | 13-15 | PE(5) | - | 0.25 | | " |
| 16-18 | PE(6) | - | 0.16 | | " | | |
| 19-21 | PE(7) | - | 0.30 | | " | | |
| 22-24 | PE(8) | - | 0.32 | | " | | |
| 25-27 | PE(9) | - | 0.22 | | " | | |
| 28-30 | PE(10) | - | 0.34 | | " | | |
| 31-33 | PE(11) | - | 0.18 | | " | | |
| 34-36 | PE(12) | - | 0.17 | | " | | |
| 37-39 | PE(13) | - | 0.16 | | " | | |
| 40-42 | PE(14) | - | 0.15 | | " | | |
| 43-45 | PE(15) | - | 0.13 | | " | | |
| 46-48 | PE(16) | - | 0.34 | | " | | |
| 49-51 | PE(17) | - | 0.37 | | " | | |
| 52-54 | PE(18) | - | 0.16 | | " | | |

| ลำดับที่
Cards
No. | รายละเอียด
Description | คอลัมน์
Columns | สัญลักษณ์
Symbol | หน่วย
Unit | ข้อมูล
Data
Input | ความหมาย
Meaning |
|--------------------------|---------------------------|--------------------|---------------------|---------------|-------------------------|--|
| 43 | | 1-3 | PT(1) | - | 0.10 | Proportion of approach truck traffic using this list |
| | | 4-6 | PT(2) | - | 0.05 | " |
| | | 7-9 | PT(3) | - | 0.00 | " |
| | | 10-12 | PT(4) | - | 0.00 | " |
| | | 13-15 | PT(5) | - | 0.05 | " |
| | | 16-18 | PT(6) | - | 0.05 | " |
| | | 19-21 | PT(7) | - | 0.25 | " |
| | | 22-24 | PT(8) | - | 0.00 | " |
| | | 25-27 | PT(9) | - | 0.05 | " |
| | | 28-30 | PT(10) | - | 0.05 | " |
| | | 31-33 | PT(11) | - | 0.05 | " |
| | | 34-36 | PT(12) | - | 0.00 | " |
| | | 37-39 | PT(13) | - | 0.00 | " |
| | | 40-42 | PT(14) | - | 0.05 | " |
| | | 43-45 | PT(15) | - | 0.05 | " |
| | | 46-48 | PT(16) | - | 0.20 | " |
| | | 49-51 | PT(17) | - | 0.00 | " |
| | | 52-54 | PT(18) | - | 0.05 | " |
| 44 | | 1-3 | PL (1) | - | 1.00 | Proportion of approach left turn using this list |
| | | 4-6 | PL (2) | - | 0.00 | " |
| | | 7-9 | PL (3) | - | 0.00 | " |
| | | 10-12 | PL (4) | - | 0.00 | " |
| | | 13-15 | PL (5) | - | 0.00 | " |
| | | 16-18 | PL (6) | - | 1.00 | " |
| | | 19-21 | PL (7) | - | 0.00 | " |
| | | 22-24 | PL (8) | - | 0.00 | " |
| | | 25-27 | PL (9) | - | 0.00 | " |
| | | 28-30 | PL (10) | - | 1.00 | " |
| | | 31-33 | PL (11) | - | 0.00 | " |
| | | 34-36 | PL (12) | - | 0.00 | " |
| | | 37-39 | PL (13) | - | 0.00 | " |
| | | 40-42 | PL (14) | - | 0.00 | " |
| | | 43-45 | PL (15) | - | 1.00 | " |



| ลำดับที่
Cards
No. | รายละเอียด
Description | คอลัมน์
Columns | สัญลักษณ์
Symbol | หน่วย
Unit | ข้อมูล
Data
Input | ความหมาย
Meaning |
|--------------------------|--------------------------------|--------------------|---------------------|---------------|-------------------------|---|
| 45 | | 46-48 | PL(16) | - | 0.00 | Proportion of approach left turn using this list |
| | | 49-51 | PL(17) | - | 0.00 | " |
| | | 52-54 | PL(18) | - | 0.00 | " |
| | | 1-3 | PR(1) | - | 0.00 | Proportion of approach right turn using this list |
| | | 4-6 | PR(2) | - | 0.00 | " |
| | | 7-9 | PR(3) | - | 0.00 | " |
| | | 10-12 | PR(4) | - | 0.00 | " |
| | | 13-15 | PR(5) | - | 1.00 | " |
| | | 16-18 | PR(6) | - | 0.00 | " |
| | | 19-21 | PR(7) | - | 0.00 | " |
| | | 22-24 | PR(8) | - | 0.00 | " |
| | | 25-27 | PR(9) | - | 1.00 | " |
| | | 28-30 | PR(10) | - | 0.00 | " |
| | | 31-33 | PR(11) | - | 0.00 | " |
| | | 34-36 | PR(12) | - | 0.00 | " |
| | | 37-39 | PR(13) | - | 0.00 | " |
| | | 40-42 | PR(14) | - | 1.00 | " |
| | | 43-45 | PR(15) | - | 0.00 | " |
| 46-48 | PR(16) | - | 0.00 | " | | |
| 49-51 | PR(17) | - | 0.00 | " | | |
| 52-54 | PR(18) | - | 1.00 | " | | |
| 46 | Fix-time traffic-signal timing | 1-3 | cycle | sec | 170. | cycle length |
| | | 4-6 | NPN | - | 005 | No. of Phase |
| 47 | | 1-2 | NP(1) | - | 07 | No. of list on Phase 1 |
| | | 3-4 | NP(2) | - | 05 | " " 2 |
| | | 5-6 | NP(3) | - | 04 | " " 3 |
| | | 7-8 | NP(4) | - | 06 | " " 4 |
| | | 9-10 | NP(5) | - | 06 | " " 5 |

| ลำดับที่
Cards
No. | รายละเอียด
Description | คอลัมน์
Columns | สัญลักษณ์
Symbol | หน่วย
Unit | ข้อมูล
Data
Input | ความหมาย
Meaning |
|--------------------------|---------------------------|--------------------|---------------------|---------------|-------------------------|-----------------------|
| 48 | | 1-2 | G1(1) | sec | 44.0 | Green time of Phase 1 |
| | | 3-4 | Y1(1) | sec | 03.0 | " " 2 |
| | | 5-6 | G1(2) | sec | 27.0 | " " 3 |
| | | 7-8 | Y1(2) | sec | 03.0 | " " 4 |
| | | 9-10 | G1(3) | sec | 22.0 | " " 5 |
| | | 11-13 | Y1(3) | sec | 03.0 | Amber time of Phase 1 |
| | | 14-16 | G1(4) | sec | 32.0 | " " 2 |
| | | 17-19 | Y1(4) | sec | 03.0 | " " 3 |
| | | 20-22 | G1(5) | sec | 30.0 | " " 4 |
| | | 23-25 | Y1(5) | sec | 03.0 | " " 5 |
| 49 | | 1-2 | KPH1,1 | - | 15 | List No. on Phase 1 |
| | | 3-4 | KPH1,2 | - | 16 | " " 2 |
| | | 5-6 | KPH1,3 | - | 17 | " " 3 |
| | | 7-8 | KPH1,4 | - | 18 | " " 4 |
| | | 9-10 | KPH1,5 | - | 06 | " " 5 |
| | | 11-12 | KPH1,6 | - | 07 | " " 6 |
| | | 13-14 | KPH1,7 | - | 08 | " " 7 |
| 50 | | 1-2 | KPH2,1 | - | 06 | " " 1 |
| | | 3-4 | KPH2,2 | - | 07 | " " 2 |
| | | 5-6 | KPH2,3 | - | 08 | " " 3 |
| | | 7-8 | KPH2,4 | - | 09 | " " 4 |
| | | 9-10 | KPH2,5 | - | 10 | " " 5 |
| 51 | | 1-2 | KPH3,1 | - | 01 | List No. on Phase 3 |
| | | 3-4 | KPH3,2 | - | 09 | " " |
| | | 5-6 | KPH3,3 | - | 10 | " " |
| | | 7-8 | KPH3,4 | - | 18 | " " |
| 52 | | 1-2 | KPH4,1 | - | 01 | List No. on Phase 4 |
| | | 3-4 | KPH4,2 | - | 02 | " " |
| | | 5-6 | KPH4,3 | - | 03 | " " |

| ลำดับที่
Cards
No. | รายละเอียด
Description | คอลัมน์
Columns | สัญลักษณ์
Symbol | หน่วย
Unit | ข้อมูล
Data
Input | ความหมาย
Meaning |
|--------------------------|---------------------------------|--------------------|---------------------|---------------|-------------------------|------------------------------|
| 53 | | 7-8 | KPH4,4 | - | 04 | List No. on Phase 4 |
| | | 9-10 | KPH4,5 | - | 05 | " " |
| | | 11-12 | KPH4,6 | - | 06 | " " |
| | | 13-14 | KPH5,1 | - | 10 | List No. on Phase 5 |
| | | 15-16 | KPH5,2 | - | 11 | " " |
| | | 17-18 | KPH5,3 | - | 12 | " " |
| | | 19-20 | KPH5,4 | - | 13 | " " |
| | | 21-22 | KPH5,5 | - | 14 | " " |
| | | 23-24 | KPH5,6 | - | 15 | " " |
| 54 | Verriable traffic
input data | | | | | |
| | | 1-4 | VOLA(1) | veh/
hour. | 819 | Traffic Volume on approach 1 |
| | | 5-8 | VOLA(2) | " | 2306 | " " |
| | | 9-12 | VOLA(3) | " | 1237 | " " |
| | | 13-16 | VOLA(4) | " | 1209 | " " |

ประวัติผู้เขียน

นายธงชัย จินตนาวงศ์ เกิดเมื่อวันที่ 7 สิงหาคม พ.ศ. 2501 ที่ จังหวัด
กรุงเทพมหานคร สำเร็จการศึกษาปริญญาวิศวกรรมศาสตรบัณฑิต จาก มหาวิทยาลัยขอนแก่น
เมื่อปี พ.ศ. 2522 ปัจจุบันรับราชการในตำแหน่งวิศวกรโยธา สังกัดกองสำรวจและออกแบบ
กรมทางหลวง

