

**CAPACITY OF HEALTH CENTERS
FOR IMPLEMENTING HEALTH PROMOTION
IN NAKHONSAWAN PROVINCE**



Mr. Noppadon Pomyim

A Thesis Submitted in Partial Fulfillment of the Requirements
for the Degree of Master of Public Health Program in Health Systems Development

College of Public Health Sciences

Chulalongkorn University

Academic Year 2007

Copyright of Chulalongkorn University

502064


Thesis Title CAPACITY OF HEALTH CENTERS FOR IMPLEMENTING
HEALTH PROMOTION IN NAKHOSAWAN PROVINCE

By Noppadon Pumyim


Field of Study Health Systems Development


Thesis Advisor Associate Professor Somrat Lertmaharit, M.Sc.


Accepted by College of Public Health Sciences, Chulalongkorn University in
Partial Fulfillment of the Requirement for the Master's Degree

.....Dean of College of Public Health Sciences
(Professor Surasak Taneepanichsakul, M.D.)

THESIS COMMITTEE

.....Chairperson
(Associate Professor Sathirakorn Pongpanich, M.A., Ph.D.)

.....Thesis Advisor
(Associate Professor Somrat Lertmaharit, M.Sc.)

.....External Member
(Assistant. Professor Wiroj Jiamjarasrangi, M.D., M.P.H., Dr.PH.)

PH 072475 : MAJOR HEALTH SYSTEMS DEVELOPMENT PROGRAMME
 KEY WORD : CAPACITY ASSESSMENT / IMPLEMENTING HEALTH
 PROMOTION / BASIC HEALTH PROMOTION CONCEPTS / TAMBON HEALTH
 CENTERS / CROSS-SECTIONAL STUDY


NOPPADON PUMYIM : CAPACITY OF HEALTH CENTERS FOR
 IMPLEMENTING HEALTH PROMOTION IN NAKHONSAWAN
 PROVINCE. THESIS ADVISOR: ASSOCIATE PROFESSOR SOMRAT
 LERTMAHARIT, M.Sc., M.Med.Stat., 100 pp.

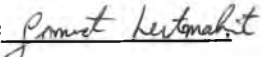
The purposes of this study are to determine capacity status, ascertain key potential of health centers for implementing health promotion and define strength and weakness of capacities of health centers for implementing health promotion. This cross-sectional descriptive study was conducted by carrying on tested and revised questionnaires to all health centers in Nakhonsawan Province through provincial health office and all district health offices. Those were directly submitted to health centers and collected all completed questionnaires to researcher. Then data were entered and checked for completeness before analysis.

The results showed that 168 out of 189 respondents (88.9%) returned self-administered questionnaires. Most of them (75.6%) are from health centers. There are 7.9 in average of amount of responsible villages or communities. Almost all (96.4%) located in Tambon Administrative Office's area. The majority have appropriate capacities for implementing health promotion that mean score are higher than 3. However, there are some difficulties with health workers whom supported from health centers, those are resources support, human resources, accessing and enough of budgeting support and needed tools and infrastructure are inappropriate and not enough.

Individual capacity, commitment, has highest mean score of all sub-domains with 4.0. That means strength of health centers for implementing health. An environmental capacity, public opinion, has the lowest mean score sub-domain with 2.7, shows weakness of health centers. The effective capacity (related with several sub-domains) was individual planning and evaluation skill. It can be concluded that planning and evaluation skills are key potential to conduct more effective health promotion.

Capacity for health promotion means having the knowledge, skills, commitment, and resources at the individual and organizational levels and in the wider environment to conduct effective health promotion. This study found critical factors of implementing health promotion those are inappropriate and lack of health promotion resources. Moreover, health centers in Nakhonsawan Province can execute more effective health promotion by providing more enough and appropriate resources for implementing health promotion.

Field of study Health Systems Development Student's signature 

Academic year 2007 Advisor's signature 

ACKNOWLEDGEMENT

I would like to express my sincere gratitude and appreciation to my thesis adviser, Assoc. Prof. Somrat Lertmaharit M.Sc., M.Med.Stat. for her kindness, valuable guidance and encouragement throughout the period of my study. Without this support I cannot be reached to this point of my study.

Very thanks to research committee, chairman Assoc. Prof. Sathirakorn Pongpanich and external committee Assoc. Prof. Dr. Wiroj Jiamjarasrangi for comments and suggestions.

Special thanks to facilitators who were sacrificed the time for hold data collection process, officers of Nakhonsawan provincial health office and all district health office staff. And, important more an anything, a very special thanks to all health workers who are devoted times for questionnaires completing, makes this thesis research without trouble.

Let's all of my classmates and friends received my special thanks for their greatest wills and generousness through this study program.

Above of all, I would like to reveal my infinite thankfulness to my parents and my family for their wills, sacrifice and encouragement throughout my study.

TABLE OF CONTENT

	Page
ABSTRACT.....	iii
ACKNOWLEDGEMENTS.....	iv
TABLE OF CONTENT.....	v
LIST OF TABLES.....	ix
LIST OF FIGURE.....	xi
CHAPTER I : INTRODUCTION.....	1
1.1 Background.....	1
1.2 Rationale.....	5
1.3 Research question.....	6
1.4 Research objective.....	6
1.4.1 General objective.....	6
1.4.2 Specific objectives.....	6
1.5 Conceptual framework.....	7
1.6 Operational definition.....	7
1.7 Limitation of the study.....	8
1.8 Expected benefits.....	9
1.9 Procedures of research implementation.....	10
CHAPTER II : LITERATURES REVIEW.....	11
2.1 Health promotion.....	11
2.2 The 10 th National Health Promotion Plan (2007-2011).....	14
2.3 Capacity and health promotion.....	15
2.4 Measuring capacity of promoting health.....	18

	Page
CHAPTER III : RESEARCH METHADODOLOGY	21
3.1 Study site.....	21
3.2 Study design.....	22
3.3 Population and Sample.....	26
3.4 Tool.....	27
3.5 Validity and Reliability.....	27
3.5.1 Validity.....	27
3.5.2 Reliability.....	27
3.6 Data collection.....	27
3.7 Data management.....	28
3.8 Data analysis.....	28
CHAPTER IV : RESEARCH RESULTS	30
4.1 Characteristics of respondents.....	30
4.2 Individual capacities of health workers in health centers.....	33
4.2.1 Knowledge.....	33
4.2.2 Skills.....	34
4.2.3 Commitment.....	35
4.2.4 Resources.....	36
4.3 Organizational capacities of health centers.....	37
4.3.1 Commitment.....	37
4.3.2 Culture.....	38
4.3.3 Structure.....	39
4.3.4 Resources.....	40

	Page
4.3 Environmental capacities of health center.....	41
4.4.1 Political Will.....	41
4.4.2 Public opinion.....	42
4.4.3 Supportive organizations.....	43
4.4.4 Ideas and other resources.....	44
4.4 Relationship between capacities among domains and sub-domain.....	46
4.5.1 Individual skills and organizational capacity.....	46
4.5.2 Individual skills and environmental capacity.....	48
CHAPTER V : CONCLUSION DISCUSSION AND RECOMMENDATIONS	52
5.1 Conclusion.....	52
5.1.1 Respondents' characteristics.....	53
5.1.2 Individual capacities.....	53
5.1.3 Organizational capacities.....	54
5.1.4 Environmental capacities.....	55
5.1.5 Relationship between capacities among domains and sub-domains.....	56
5.2 Discussion.....	58
5.2.1 Health promotion capacities status of health centers.....	61
5.2.2 Strength and Weakness.....	61
5.2.3 Key potential of health centers.....	62
5.3 Recommendation.....	63
5.3.1 Recommendation for health promotion capacity study.....	63
5.3.2 Recommendation for health promotion capacity development	64

	Page
REFERENCES.....	66
APPENDICES.....	69
Appendix A : English questionnaire.....	70
Appendix B : Thai questionnaire.....	84
Appendix C : Tables of relationship among capacities.....	98
CURRICULUM VITAE.....	100

LIST OF TABLES

	Page
Table 1.1 : Top 10 causes of burden of disease (DALYs lost) by gender.....	4
Table 4.1: Type of health centers which respondents work in.....	31
Table 4.2: Responsibility of health centers and service quantity.....	31
Table 4.3: Characteristics of respondents	32
Table 4.4: Mean and Percentage of individual knowledge level for promoting health	33
Table 4.5: Mean and Percentage of individual skills level for promoting health.....	34
Table 4.6: Mean and Percentage of individual commitment level for promoting health	35
Table 4.7: Mean and Percentage of individual resources level for promoting health	36
Table 4.8: Mean and Percentage of organizational commitment level for promoting health	37
Table 4.9: Mean and Percentage of organizational culture level for promoting health	38
Table 4.10: Mean and Percentage of organizational structure level for promoting health	39
Table 4.11: Mean and Percentage of organizational resources level for promoting health	40
Table 4.12: Mean and Percentage of political wills level that support promoting health	41

Table 4.13: Mean and Percentage of public opinions level that support promoting health	42
Table 4.14: Mean and Percentage of Support of supportive organizations	43
Table 4.15: Mean and Percentage of ideas applying and other resources	44
Table 4.16: Capacities' mean score, highest and lowest scores.....	45
Table 4.17: Relationship between individual skills and organizational resources.....	48
Table 4.20: Relation ship between individual skills and political will.....	49
Table 4.21: Relationship between individual skills and public opinion.....	50
Table 4.23: Relationship between individual skills and ideas and other resources.....	51

LIST OF FIGURE

	Page
Figure 1.1 : Conceptual Framework.....	7