



REFERENCES

- <http://corsi.chem.polimi.it/meille/Advanced%20Chemistry%20Of%20Materials/Additional%20material/SOL-Gel%20Mauritz%20.pdf>, access on 30th March, 2009.
- http://en.wikipedia.org/wiki/Dye-sensitized_solar_cell#cite_note-10., access on 5th January, 2010.
- http://en.wikipedia.org/wiki/Solar_cell, access on 5th January, 2010.
- http://en.wikipedia.org/wiki/Rayleigh_scattering on 27th May, 2012.
- <http://faculty.washington.edu/gzcao/group/solgel.htm>., access on 30th March, 2009.
- <http://www.dur.ac.uk/~dph0www5/solar.html>., access on 5th January, 2010.
- http://www.nrel.gov/learning/re_photovoltaics.html., access on 5th January, 2010.
- <http://www.origins.rpi.edu/claycatalyzed.html>., access on 3rd March, 2010.
- http://www.un.org/esa/sustdev/sdissues/energy/op/beijing_re_egm/beijing_re_report.pdf., access on 5th January, 2010.
- Armand, M. in: J.R. MacCallum, C.A. Vincent (Eds.). (1987). Polymer Electrolyte Reviews-1. London: Elsevier.
- Bai, Y., Cao, Y., Zhang, J., Wang, M., Li, R., Wang, P., Zakeeruddin, S. M., and Grätzel, M. (2008). High-performance dye-sensitized solar cells based on solvent-free electrolytes produced from eutectic melts. Nature Materials, 7(8), 626-630.
- Bandi, S., Bell, M., and Schiraldi, D. A. (2005). Temperature-responsive clay aerogel-polymer composites. Macromolecules, 38(22), 9216-9220.
- Bandi, S., and Schiraldi, D. A. (2006). Glass transition behavior of clay aerogel/poly(vinyl alcohol) composites. Macromolecules, 39(19), 6537-6545.
- Barbé, C.J., Arendse, F., Comte, P., Jirousek, M., Lenzenmann, F., Shklover, V., and Grätzel, M. (1997). Nanocrystalline titanium oxide electrode for photovoltaic applications. Journal of the American Ceramic Society, 80(12), 3157-3171.
- Cai, N., Moon, S.-J., Cevey-Ha, L., Moehl, T., Humphry-Baker, R., Wang, P., Zakeeruddin, S. M., and Grätzel, M. (2011). An organic D- π -A dye for

- record efficiency solid-state sensitized heterojunction solar cells. Nano letters, 11(4), 1452-1456.
- Calogero, G., and Di Marco, G. (2008). Red Sicilian orange and purple eggplant fruits as natural sensitizers for dye-sensitized solar cells. Solar Energy Materials & Solar Cells, 92(11), 1341-1346.
- Calogero, G., Di Marco, G., Cazzanti, S., Caramori, S., Argazzi, R., Di Carlo, A., and Bignozzi, C.A. (2010). Efficient dye-sensitized solar cells using red turnip and purple wild sicilian prickly pear fruits. International Journal of Molecular Sciences, 11(1), 254-267.
- Cao, Y., Zhang, J., Bai, Y., Li, R., Zakeeruddin, S. M., Grätzel, M., and Wang, P. (2008). Dye-sensitized solar cells with solvent-free ionic liquid electrolytes. Journal of Physical Chemistry C, 112(35), 13775-13781.
- Cao, Y., Bai, Y., Yu, Q., Cheng, Y., Liu, S., Shi, D., Gao, F., and Wang, P. (2009). Dye-sensitized solar cells with a high absorptivity ruthenium sensitizer featuring a 2-(hexylthio)thiophene conjugated bipyridine. Journal of Physical Chemistry C, 113(15), 6290-6297.
- Chang, H., Wu, H.M., Chen, T.L., Huang, K.D., Jwo, C.S., and Lo, Y.J. (2010). Dye-sensitized solar cell using natural dyes extracted from spinach and ipomoea, Journal of Alloys and Compounds, 495(2), 606-610.
- Chen, X., Guob, J., Peng, X., Guob, M., Xua, Y., Shi, L., Liang, C., Wang, L., Gao, Y., and Sun, S. Novel cyanine dyes with different methine chains as sensitizers for nanocrystalline solar cell. (2005). Journal of Photochemistry and Photobiology A: Chemistry, 171(3), 231-236.
- Chen, C. Y., Wu, S. J., Wu, C. G., Chen, J. G., and Ho, K. C. A. (2006). Ruthenium complex with superhigh light-harvesting capacity for dye-sensitized solar cells. Angewandte Chemie International Edition, 45(35), 5822-5825.
- Chen, C.-Y., Wang, M., Li, J.-Y., Pootrakulchote, N., Alibabaei, L., Ngoc-le, C.-h., Decoppet, J.-D., Tsai, J.-H., Grätzel, C., Wu, C.-G., Zakeeruddin, S. M., and Grätzel, M. (2009a). Highly efficient light-harvesting ruthenium sensitizer for thin-film dye-sensitized solar cells. ACS NANO, 3(10), 3103-3109.
- Chen, C.-Y., Pootrakulchote, N., Wu, S.-J., Wang, M., Li, J.-Y., Tsai, J.-H., Wu, C.-G., Zakeeruddin, S. M., and Grätzel, M. (2009b). New Ruthenium

- Sensitizer with carbazole antennas for efficient and stable thin-film dye-characterization through the methylene blue test: comparison with other sensitized solar cells. Journal of Physical Chemistry C, 113(48), 20752-20757.
- Chen, H.-W., Huang, K.-C., Hsu, C.-Y., Lin, C.-Y., Chen, J.-G., Lee, C.-P., Lin, L.-Y., Vittal, R., and Ho, K.-C. (2011). Electrophoretic deposition of TiO₂ film on titanium foil for a flexible dye-sensitized solar cell. Electrochimica Acta, 56(23), 7991-7998.
- Chiappone, A., Marelllo, S., Scavia, C., and Setti M. (2004). Clay mineral characterization through the methylene blue test: comparison with other experimental techniques and applications of the method. Canada Geotechnology Journal, 41(26), 1168–1178.
- Chiba, Y., Islam, A., Watanabe, Y., Komiya, R., Koide, N., and Han, L. (2006). Dye-sensitized solar cells with conversion efficiency of 11.1%. Japanese Journal of Applied Physics. Part 2: Letters, 45(24-28), L638-L640.
- Chiu, W.-H., Lee, K.-M., Hsieh, and W.-F. (2011). High efficiency flexible dye-sensitized solar cells by multiple electrophoretic depositions. Journal of Power Sources, 196(7), 3683-3687.
- Choi, Y. S., Choi, M. H., Wang, K. H., Kim, S. O., Kim, Y. K., Chung, I. J. (2001). Synthesis of exfoliated PMMA/Na-MMT nanocomposites via soap-free emulsion polymerization. Macromolecules, 34(26), 8978-8985.
- Damardji, B., Khalaf, H., Duclaux, L., and David, B. (2009). Preparation of TiO₂-pillared montmorillonite as photocatalyst Part I. Microwave calcination, characterization, and adsorption of a textile azo dye. Applied Clay Science, 44(3-4), 201-205.
- Del Castillo, H. L., Gil, A., and Grange, P. (1997). Influence of the nature of titanium alkoxide and of the acid of hydrolysis in the preparation of titanium pillared montmorillonites. Journal of Physics and Chemistry of Solids, 58(7), 1053-1062.
- Duc, M., Gaboriaud, F., and Thomas, F. (2005). Sensitivity of the acid-base properties of clays to the methods of preparation and measurement 1.

- Literature review. Journal of Colloid and Interface Science, 289(1), 139-147.
- Fan, K., Liu, M., Peng, T., Ma, L., and Dai, K. (2010). Effects of paste components on the properties of screen-printed porous TiO₂ film for dye-sensitized solar cells. Renewable Energy, 35(2), 555-561.
- Ferber, J., and Luther, J. (1998). Computer simulations of light scattering and absorption in dye-sensitized solar cells. Solar Energy Materials & Solar Cells, 54(1-4), 265-275.
- Frank, A. J., Kopidakis, N., and van de Lagemaat, J. (2004). Electron in nanostructured TiO₂ solar cells: transport, recombination and photovoltaic properties. Coordination Chemistry Reviews, 248(13-14), 1165-1179.
- Furukawa, S., Lino, H., Iwamoto, T., Kukita, K., and Yamauchi, S. (2009). Characteristics of dye-sensitized solar cell using natural dyes. Thin Solid Films, 518(2), 526-529.
- Galarneau, A., Barodawalla, A., and Pinnavaia, T. J. (1995). Porous clay heterostructures formed by gallery-templated synthesis. Nature, 374, 529-531.
- Gao, F., Y., Wang, Shi, D., Zhang, J., Wang, M., X., Jing, Humphry-Baker, R., Wang, P., Zakeeruddin, S. M., and Grätzel, M. (2008). Enhance the optical absorptivity of nanocrystalline TiO₂ film with high molar extinction coefficient ruthenium sensitizers for high performance dye-sensitized solar cells. Journal of the American Chemical Society, 130(32), 10720-10728.
- Garcia, C.G., Polo, A.S., and Iha, N.Y.M. (2003). Fruit extracts and ruthenium polypyridinic dyes for sensitization of TiO₂ in photoelectrochemical solar cells. Journal of Photochemistry Photobiology A: Chemistry, 160(1-2), 87-91.
- Gawryla, M.D. (2009). Low density materials through freeze-drying: Clay aerogels and beyond. Ph.D. Dissertation, Case Western Reserve University, Cleveland, Ohio.
- Giannelis, E. P., Mehrotra, V., Tse, O., Vaia, R. A., and Sung, T.-C. (1992). Intercalated two-dimensional ceramic nanocomposite. In Rhine, W. E., Shaw, T. M., Gottschail, R. J., and Chen, Y. (Eds.). Synthesis and

- processing of ceramics Material Research Society; Symposium proceeding volume 249, Pittsburgh, Pa.: MRS.
- Grätzel, M. (2001). Photoelectrochemical cells. Nature, 414(6861), 338-344.
- Grätzel, M. (2003). Dye-sensitized solar cells. Journal of Photochemistry and Photobiology C: Photochemistry Reviews, 4(2), 145–153.
- Grätzel, M. (2005). Dye-sensitized solid-state heterojunction solar cells. MRS Bulletin, 30(1), 23-27.
- Grinis, L., Dor, S., Ofir, A., and Zaban, A. (2008). Electrophoretic deposition and compression of titania nanoparticle films for dye-sensitized solar cells. Journal of Photochemistry and Photobiology A: Chemistry, 198(1), 52–59.
- Hagfeldt, A., Didriksson, B., Palmqvist, T., Lindström, H., Södergren, S., Rensmo, H., and Lindquist, S.-E. (1994). Verification of high efficiencies for the Grätzel–cell. A 7% efficient solar cell based on dye-sensitized colloidal TiO₂ film. Solar Energy Materials & Solar Cells, 31(4), 481-488.
- Hagfeldt, A., Boschloo, G., Lindström, H., Figgemeier, E., Holmberg, A., Aranyos, V., Magnusson, E., and Malmqvist, L. (2004). A system approach to molecular solar cells. Coordination Chemistry Reviews, 248(13-14), 1501–1509.
- Haque, S.A., Tachibana, Y., Klug, D. R., and Durrant, J. R. (1998). Charge recombination kinetics in dye-sensitized nanocrystalline titanium dioxide films under externally applied bias. Journal of Physical Chemistry B, 102(10), 1745-1749.
- Hao, S., Wu, J., Huang, Y., and Lin, J. (2006). Natural dyes as photosensitizers for dye-sensitized solar cell. Solar Energy, 80(2), 209-214.
- Hara, K., Horiguchi, T., Kinoshita, T., Sayama, K., and Arakawa, H. (2001). Influence of electrolytes on the photovoltaic performance of organic dye-sensitized nanocrystalline TiO₂ solar cells. Solar Energy Materials & Solar Cells, 70(2), 151-161.
- Hore, S., Nitz, P., Vetter, C., Prahl, C., Niggemann, M., and Kern, R. (2005). Scattering spherical voids in nanocrystalline TiO₂—enhancement of efficiency in dye-sensitized solar cells. Chemical communications, 15, 2011-2013.

- Hore, S., Vetter, C., Kern, R., Smit, H., and Hinsch, A. (2006). Influence of scattering layers on efficiency of dye-sensitized solar cells. Solar Energy Materials & Solar Cells, 90(1), 1176-1188.
- Huang, C.-Y., Hsu, Y.-C., Chen, J.-G., Suryanarayanan, V., Lee, K.-M., Ho., K.-C. (2006). The effects of hydrothermal temperature and thickness of TiO₂ film on the performance of a dye-sensitized solar cell. Solar Energy Materials & Solar Cells, 90 (15), 2391–2397.
- Huo, Z., Dai, S., Wang, K., Kong, F., Zhang, C., Pan, X., and Fang, X. (2007). Nanocomposite gel electrolyte with large enhanced charge transport properties of an I₃⁻/I⁻ redox couple for quasi-solid-state dye-sensitized solar cells. Solar Energy Materials & Solar Cells, 91(20), 1959–1965.
- Inoue, T., Uchida, S., Kubo, T., and Segawa, H. (2010). High performance quasi-solid dye-sensitized solar cells with nano-clay electrolyte. Materials Research Society Symposium Proceedings, 1211, 87-90.
- Ito, S., Murakami, T.N., Comte, P., Liska, P., Grätzel, C., Nazeeruddin, M.K., and Grätzel, M. (2008). Fabrication of thin film dye-sensitized solar cells with solar to electric power conversion efficiency over 10%. Thin Solid Films, 516(14), 4613-4619.
- Ito, S., Nazeeruddin, M.K., Zakeeruddin, S.M., Péchy, P., Comte, P., Grätzel, M., Mizuno, T., Tanaka, A., and Koyanagi, T. (2009). Study of dye-sensitized solar cells by scanning electron micrograph observation and thickness optimization of porous TiO₂ electrodes. International Journal of Photoenergy, No. 517609.
- Jang, S.-R., Yum, J.-H., Klein, C., Kim, K.-J., Wagner, P., Officer, D., Grätzel, M., and Nazeeruddin, M. K. (2009). High molar extinction coefficient ruthenium sensitizers for thin film dye-sensitized solar cells. The Journal of Physical Chemistry C, 113(5), 1998-2003.
- Kalyanasundaram, K., and Grätzel, M. (1998). Application of functionalized transition metal complexes in photonic and optoelectronic devices. Coordination Chemistry Reviews, 177(1), 347-414.

- Kay, A., and Grätzel, M. (1993). Artificial photosynthesis. 1. Photosensitization of titania solar cells with chlorophyll derivatives and related natural porphyrins. The Journal of Physical Chemistry, 97(23), 6272-6277.
- Kay, A. (1994). Solar cell based on nanocrystalline TiO₂ electrodes. Ph.D. Dissertation, Ecole Polytechnique fédérale de Lausanne (EPFL), Lausanne, Switzerland.
- Kay, A., and Grätzel, M. (2002). Dye-sensitized core-shell nanocrystals: improved efficiency of mesoporous tin oxide electrodes coated with a thin layer of an insulating oxide. Chemistry of Materials, 14(7), 2930-2935.
- Kaya, C., Kaya, F., Su, B., Thomas, B., and Boccaccini, A.R. (2005). Structural and functional thick ceramic coatings by electrophoretic deposition. Surface & Coatings Technology. 191(2-3), 303-310.
- Kamada, K., Mukai, M., and Matsumoto, Y. (2002). Electrodeposition of titanium(IV) oxide film from sacrificial titanium anode in I₂-added acetone bath. Electrochimica Acta, 47(20), 3309-3313.
- Kanamaru, F. (1988). Organic intercalation compound. In Saito, S. (Ed.). Advanced ceramics (pp. 41-45). Oxford: Oxford university press and Ohmsha Ltd.
- Kebede, Z., and Lindquist, S.-E. (1999). Donor-acceptor interaction between non-aqueous solvents and I₂ to generate I₃⁻, and its implication in dye sensitized solar cells. Solar Energy Materials & Solar Cells, 57(3), 259-275.
- Kim, G.-S., Seo, H.-K., Godble, V.P., Kim, Y.-S., Yang, O.-B., and Shin, H.-S. (2006). Electrophoretic deposition of titanate nanotubes from commercial titania nanoparticles: Application to dye-sensitized solar cells. Electrochemistry Communications, 8(6), 961-966.
- Kitiyanan, A., Pavasupree, S., Kato, T., Suzuki, Y., and Yoshikawa, S. (2005). TiO₂-ZrO₂ mixed metal oxide electrode for a dye-sensitized solar cell. Journal of Solid State Chemistry, 178(4), 1044-1048.
- Kong, F.-T., Dai, S.-Y., and Wang, K.-J. (2007). Review of recent progress in dye-sensitized solar cells. Advances in OptoElectronics, No. 75384.
- Kopidakis, N., Neale, N. R., and Frank, A. J. (2006). Effect of an adsorbent on recombination and band-edge movement in dye-sensitized TiO₂ solar cells:

- evidence for surface passivation. Journal of Physical Chemistry B, 110(25), 12485-12489.
- Kuang, D., Klein, C., Ito, S., Moser, J.-E., Humphry-Baker, R., Evans, N., Durrant, F., Grätzel, C., Zakeeruddin, S. M., and Grätzel, M. (2007). High-efficiency and stable mesoscopic dye-sensitized solar cell based on a high molar extinction coefficient ruthenium sensitizer and nonvolatile electrolyte. Advanced Materials, 19(8), 1133–1137.
- Kumara, G.R.A., Kaneko, S., Okuya M., and Tennakone, K. (2002). Fabrication of dye-sensitized solar cells using triethylamine hydrothiocyanate as a CuI crystal growth inhibitor. Langmuir, 18(26), 10493-10495.
- Kumara, G.R.A., Kaneko, S., Okuya, M., Onwona-Agyeman, B., Konno, A., and Tennakone, K. (2006). Shiso leaf pigments for dye-sensitized solid-state solar cell. Solar Energy Materials & Solar Cells, 90(9), 1220-1226.
- LaCourse, W. C., and Kim, S. (1986). Use of mixed titanium alkoxides for sol-gel processing. In Hench, L. L., and Ulrich, D. R. (Eds). Science of ceramic chemical processing (pp. 304-310). New York: John Wiley & Sons.
- Lai, Y.-H., Chiu, C.-W., Chen, J.-G., Wang, C.-C., Lin, J.-J., Lin, K.-F., and Ho, K.-C. (2009). Enhancing the performance of dye-sensitized solar cells by incorporating nanosilicate platelets in gel electrolyte. Solar Energy Materials & Solar Cells, 93(10), 1860-1864.
- Lai, Y.-H., Lin, C.-Y., Chen, J.-G., Wang, C.-C., Huang, K.-C., Liu, K.-Y., Lin, K.-F., Lin, J.-J., and Ho, K.-C. (2010). Enhancing the performance of dye-sensitized solar cells by incorporating nanomica in gel electrolytes. Solar Energy Materials & Solar Cells, 94(4), 668-674.
- Lee, J.Y., and Lee, H.K. (2004). Characterization of organobentonite used for polymer nanocomposites. Materials Chemistry and Physics, 85(2-3), 410-415.
- Lee, S., Kim, J. Y., Honga, K. S., Jung, H. S., Lee, J.-K., and Shin, H. (2006a). Enhancement of the photoelectric performance of dye-sensitized solar cells by using a CaCO₃-coated TiO₂ nanoparticle film as an electrode. Solar Energy Materials & Solar Cells, 90(15), 2405–2412.

- Lee, K.-M., Suryanarayanan, V., and Ho, K.-C. (2006b). The influence of surface morphology of TiO₂ coating on the performance of dye-sensitized solar cells. Solar Energy Materials & Solar Cells, 90(15), 2398–2404.
- Lee, K.-M., Suryanarayanan, V., Ho, K.-C., Thomas, K.R. J., and Lin, J. T. (2007). Effects of co-adsorbate and additive on the performance of dye-sensitized solar cells: A photophysical study. Solar Energy Materials & Solar Cells, 91(15-16), 1426-1431.
- Lee, Y.-L., Shen, Y.-J., and Yang, Y.-M. (2008a). A hybride PVDF-HFP/nanoparticles gel electrolyte for dye-sensitized solar cell application. Nanotechnology, 19(45), 1-6.
- Lee, C.-H., Chien, A.-T., Yen, M.-H., Lin, K.-F. (2008b). Poly(methyl acrylate-co-methyl methacrylate)/montmorillonite nanocomposites fabricated by soap-free emulsion polymerization. Journal of Polymer Research, 15(4),331–336.
- Lee, J.-K. and Yang, M. (2011). Progress in light harvesting and charge injection of dye-sensitized solar cells. Materials Science and Engineering B, 176(15), 1142-1160.
- Li, M., Feng, S., Fang, S., Xiao, X., Li, X., Zhou, X., and Lin, Y. (2007). The use of poly(vinylpyridine-co-acrylonitrile) in polymer electrolytes for quasi-solid dye-sensitized solar cells. Electrochimica Acta, 52(14), 4858–4863.
- Liu, Y., Hagfeldt, A., Xiao, X.-R. , and Lindquist, S.-E. (1998). Investigation of influence of redox species on the interfacial energetics of a dye-sensitized nanoporous TiO₂ solar cell. Solar Energy Materials and Solar Cells, 55 (3), 267-281.
- Liu, S., Yang, J.-H., and Choy, J.-H. (2006). Microporous SiO₂-TiO₂ nanosols pillared montmorillonite for photocatalytic decomposition of methyl orange. Journal of Photochemistry and Photobiology A: Chemistry, 179(1-2), 75-80.
- Ma, T., Kida, T., Akiyama, M., Inoue, K., Tsunematsu, S., Yao, K., Noma, H., and Abe, E. (2003). Preparation and properties of nanostructured TiO₂ electrode by a polymer organic-medium screen-printing technique. Electrochemistry Communications, 5(4), 369-372.

- Mahshid, S., Askari, M., and Ghamsari, S. (2007). Synthesis of TiO₂ nanoparticles by hydrolysis and peptization of titanium isopropoxide solution. Journal of Materials Processing Technology, 189(1-3), 296-300.
- Miyasaka, T., Kijitori, Y., Murakami, T. N., Kimura, M., and Uegusa, S. (2002). Efficient nonsintering type dye-sensitized photocells based on electrophoretically deposited TiO₂ layers. Chemistry Letters, 31(12), 1250–1251.
- Miyasaka, T., and Kijitori, Y. (2004). Low-temperature fabrication of dye-sensitized plastic electrodes by electrophoretic preparation of mesoporous TiO₂ layers. Journal of the Electrochemical Society, 151(11), A1767–A1773.
- Molinar, A., Clearfield, A., Zhu, H. Y., and Vansant, E. F. (1994). Stability and porosity of alumina-pillared clay in acid and basic solutions. Microporous Materials, 3(1-2), 109-116.
- Moraru, V. N. (2001). Structure of formation of alkylammonium montmorillonites in organic media. Applied Clay Science, 19(1-6), 11-26.
- Muksing, N., Nithitanakul, M., Grady, B.P., and Magaraphan, R. (2008). Melt rheology and extrudate swell of organobentonite-filled polypropylene nanocomposites. Polymer Testing, 27(4), 470-479.
- Muksing, N. (2011). Modifications of layered silicates and layered double hydroxides for preparation of polyolefin nanocomposites. PhD. Dissertation, The Petroleum and Petrochemical College, Chulalongkorn University, Bangkok, Thailand.
- Nazeeruddin, M.K., Kay, A., Rodicio, I., Humphry-Baker, R., Müller, E., Liska, P., Vlachopoulos, N., and Grätzel, M. (1993). Conversion of light to electricity by *cis*-X₂bis(2,2'-bipyridyl-4,4'-dicarboxylate)ruthenium(II) charge-transfer sensitizers (X = Cl⁻, Br⁻, I⁻, CN⁻, and SCN⁻) on nanocrystalline TiO₂ electrodes. Journal of the American Chemical Society, 115(14), 6382-6390.
- Nazeeruddin, M.K., Péchy, P., Renouard, T., Zakeeruddin, S.M., Humphry-Baker, R., Comte, P., Liska, P., Le, C., Costa, E., Shklover, V., Spiccia, L., Deacon, G.B., Bignozzi, C.A., and Grätzel, M. (2001). Engineering of efficient panchromatic sensitizers for nanocrystalline TiO₂-based solar cells. Journal of the American Chemical Society, 123(8), 1613-1624.

- Nazeeruddin, M. K., Angelis, F. D., Fantacci, S., Selloni, A., Viscardi, G., Liska, P., Ito, S., Takeru, B., and Grätzel, M. (2005). Combined experimental and DFT-TDDFT computational study of photoelectrochemical cell ruthenium sensitizers. Journal of the American Chemical Society, 127(48), 16750-17128.
- Nelson, J. (2004). The Physics of Solar cells. London: Imperial College Press.
- Ngamsinlapasathian, S., Pavasupree, S., Suzuki, Y., and Yoshikawa, S. (2006). Dye-sensitized solar cell made of mesoporous titania by surfactant-assisted templating method. Solar Energy Materials & Solar Cells, 90(18-19), 3187-3192.
- Nguyen, T.-V., Lee, H.-C., Alam Khan, M., and Yang, O.-B. (2007). Electrodeposition $\text{TiO}_2/\text{SiO}_2$ nanocomposite for dye-sensitized solar cell. Solar Energy, 81(4), 529-534.
- Nogueira, A.F., Longo, C., and De Paoli, M.-A. (2004). Polymers in dye sensitized solar cells: overview and perspectives. Coordination Chemistry Reviews, 248(13-14), 1455–1468.
- Norrish, K., and Rausell-Colom, J.A. (1962). Effect of freezing on the swelling of clay minerals. Clay Minerals Bulletin, 5(27),9-16.
- Nusbaumer, H., Moser, J.-E., Zakeeruddin, S. M., Nazeeruddin, M. K., and Grätzel M. (2001). $\text{Co}^{\text{II}}(\text{dbbip})_2^{2+}$ complex rivals tri-iodide/iodide redox mediator in dye-sensitized photovoltaic cells. Journal of Physical Chemistry B, 105(43), 10461-10464.
- Nusbaumer, H., Nazeeruddin, M. K., Moser, J.-E., Zakeeruddin, S. M., and Grätzel M. (2003). An alternative efficient redox couple for the dye-sensitized solar cell system. Chemistry-A European Journal, 9(16), 3756-3763.
- Ofir, A., Dittrich, Th., Tirosh, S., Grinis, L., and Zaban, A. (2006). Influence of sintering temperature, pressing, and conformal coatings on electron diffusion in electrophoretically deposited porous TiO_2 . Journal of Applied Physics, 100(7), 074317.
- Önal, M., and Sarıkaya Y. (1999). The effect of organic cation content on the interlayer spacing, surface area and porosity of methyltributylammonium-

- smectite. Colloids and Surfaces A: Physicochemical and Engineering Aspects, 317(1), 323-327.
- O'Regan, B., and Schwarz, D. T. (1998). Large enhancement in photocurrent efficiency caused by UV illumination of dye-sensitized heterojunction TiO₂/RuLL'NCS/CuSCN: Initiation and Potential Mechanisms. Chemistry of Materials, 10(6), 1501-1509.
- Oskam, G., Bergeron, B. V., Meyer, G. J., and Searson, P. C. (2001). Pseudohalogens for dye-sensitized TiO₂ photoelectrochemical cells. Journal of Physical Chemistry B, 105(29), 6867-6873.
- Otterstedt, J.-E., and Brandreth, D. A. (1998). Small particles technology. New York: Plenum Press.
- Park, J. H., Kim, B.-W., and Moon, J. H. (2008). Dual functions of clay nanoparticles with high aspect ratio in dye-sensitized solar cells. Electrochemical and Solid-State Letters, 11(10), B171-B173.
- Pasquier, A. D. (2007). An approach to laminated flexible dye sensitized solar cells. Electrochimica Acta, 52(26), 7469-7474.
- Pavasupree, S., Ngamsinlapasathian, S., Suzuki, Y., and Yoshikawa, S. (2006). Use of high surface area TiO₂ nanosheet in dye-sensitized solar cell. Materials Research Society Symposium - Proceedings, 951, 35-39.
- Picard, E., Gauthier, H., Gérard, J.-F., and Espuche, E. (2007). Influence of the intercalated cations on the surface energy of montmorillonites: Consequences for the morphology and gas barrier properties of polyethylene/montmorillonites nanocomposites. Journal of Colloid and Interface Science, 307(2), 364-376.
- Pires, J., Araújo, A. C., Carvalho, A. P., Pinto, M. L., González-Calbet, J. M., and Ramírez-Castellanos, J. (2004). Porous materials from clays by the gallery template approach: synthesis, characterization and adsorption properties. Microporous and Mesoporous Materials, 73(3), 175-180.
- Pojanavaraphan, T., and Magaraphan, R. (2008). Prevulcanized natural rubber latex/clay aerogel nanocomposites. European Polymer Journal, 44(7), 1968-1977.

- Polo, A.S., and Iha, N.Y.M. (2006). Blue sensitizer for solar cells: Natural dyes from calafate and jaboticaba. Solar Energy Materials & Solar Cells, 90(13), 1936-1944.
- Qin, P. (2010). The study of organic dyes for p-type dye-sensitized solar cells. Ph.D. Dissertation, KTH Chemical Science and Engineering, Stockholm, Sweden.
- Rothenberger, G., Comye, P., and Grätzel M. (1999). A contribution to the optical design of dye-sensitized nanocrystalline solar cells. Solar Energy Materials & Solar Cells, 58(3), 321-336.
- Sapp, S. A., Elliott, C. M., Contado, C., Caramori, S., and Bignozzi, C. A. (2002). Substituted polypyridine complexes of cobalt(II/III) as efficient electron-transfer mediators in dye-sensitized solar cells. Journal of the American Chemical Society, 124(37), 11215-11222.
- Sarah, M. S. P., Musa, M. Z., Asiah, M. N., and Rusop, M. (2010, April). Electrical conductivity characteristics of TiO₂ thin film. Paper presented at 2010 International conference on electronic devices, Systems and Applications, Kuala Lumpur, Malaysia.
- Schlichthörl, G., Huang, S. Y., Sprague, J., and Frank, A. J. (1997). Band edge movement and recombination kinetics in dye-sensitized nanocrystalline TiO₂ solar cells: A study by intensity modulated photovoltage spectroscopy. Journal of Physical Chemistry B, 101(41), 8141-8155.
- Tabellion, J., and Clasen, R. (2004). Electrophoretic deposition from aqueous suspensions for near-shape manufacturing of advanced ceramics and glasses-applications. Journal of Materials Science, 39(3), 803-811.
- Tachibana, Y., Haque, S. A., Mercer, I. P., Moser, J.-E., Klug, D. R., and Durrant, J. R. (2001). Modulation of the rate of electron injection in dye-sensitized nanocrystalline TiO₂ films by externally applied bias. Journal of Physical Chemistry B, 105(31), 7424-7431.
- Tennakone, K., Kumara, G.R.R.A., Kumarasinghe, A. R., Wijayantha, K. G. U., and Sirimanne, P. M. A. (1995). A dye-sensitized nano-porous solid-state photovoltaic cell. Semiconductor Science and Technology, 10(12), 1689-1693.

- Tennakone, K., Jayaweera, P.V.V., and Bandaranayake, P.K.M. (2003). Dye-sensitized photoelectrochemical and solid-state solar cells: charge separation, transport and recombination mechanisms. Journal of Photochemistry and Photobiology A: Chemistry, 158(2-3), 125–130.
- Tirosh, S., Dittrich, T., Ofir, A., Grinis, L., and Zaban, A. (2006). Influence of ordering in porous TiO₂ layers on electron diffusion. The Journal of Physical Chemistry B: Letters, 110(33), 16165-16168.
- Tsao, H. N., Yi, C., Moehl, T., Yum, J.-H., Zakeeruddin, S. M., Nazeeruddin, M. K., and Grätzel, M. (2011). Cyclopentadithiophene bridged donor–acceptor dyes achieve high power conversion efficiencies in dye-sensitized solar cells based on the tris-cobalt bipyridine redox couple. ChemSusChem, 4(5), 591-594.
- Tu, C.-W., Liu, K.-Y., Chien, A.-T., Yen, M.-H., Weng, T. H., Ho, K.-C., and Lin, K.-F. (2008). Enhancement of photocurrent of polymer-gelled dye-sensitized solar cell by incorporation of exfoliated montmorillonite nanoplatelets. Journal of Polymer Science: Part A: Polymer Chemistry, 46(1), 47–53.
- Tyagi, B., Chudasama, C. D., and Jasra, R.V. (2006). Determination of structural modification in acid activated montmorillonite clay by FT-IR spectroscopy. Spectrochimica Acta Part A, 64(2), 273-278.
- Usami, A. (2000). Theoretical simulations of optical confinement in dye-sensitized solar cells. Solar Energy Materials & Solar Cells, 64(1), 73-83.
- Valverde, J. L., Sánchez, P., Dorado, F., and Molina, C. B., and Romero, A. (2002). Influence of synthesis conditions on the preparation of titanium-pillared clays using hydrolyzed titanium ethoxide as the pillaring agent. Microporous and Mesoporous Materials, 54(1-2), 155-165.
- van der Lagemaat, J., Park, N.-G., and Frank, A. J. (2000). Influence of electrical potential distribution, charge transportation, and recombination on the photopotential and photocurrent conversion efficiency of dye sensitized nanocrystalline TiO₂ solar cells: a study electrical impedance and optical modulation techniques. Journal of Physical Chemistry B, 104(9), 2044-2052.

- van Ophen, H. (1967). Polyelectrolyte reinforced aerogels of clays—application as chromatographic adsorbents. Clays and Clay Mineral, 15(1), 423-435.
- Vougioukalakisa, G. C., Philippopoulos, A. I., Stergiopoulou, T., and Falaras, P. (2011). Contributions to the development of ruthenium-based sensitizers for dye-sensitized solar cells. Coordination Chemistry Reviews, 255(21-22), 2602-2621.
- Wang, C. C., and Ying, J. Y. (1999). Sol-Gel Synthesis and hydrothermal processing of anatase and rutile titania nanocrystals. Chemical Materials, 11(11), 3113-3120.
- Wang, P., Zakeeruddin, S. M., Moser, J.-E., and Grätzel, M. (2003a). A new ionic liquid electrolyte enhances the conversion efficiency of dye-sensitized solar cells. The Journal of Physical Chemistry B, 107(48), 13280-13285.
- Wang, P., Zakeeruddin, S.M., Moser, J.E., Nazeeruddin, M.K., Sekiguchi, T., and Grätzel, M. (2003b). A stable quasi-solid-state dye-sensitized solar cell with an amphiphilic ruthenium sensitizer and polymer gel electrolyte. Nature Materials, 2(6), 402-407.
- Wang, P., Zakeeruddin, S. M., Humphry-Baker, R., Moser, J.-E., and Grätzel, M. (2003c). Molecular-scale interface engineering of TiO₂ nanocrystal: improving the efficiency and stability of dye-sensitized solar cells. Advance Materials, 15(24), 2101-2104.
- Wang, P., Zakeeruddin, S. M., Comte, P., Charvet, R., Humphry-Baker, R., and Grätzel, M. (2003d). Enhance the performance of dye-sensitized solar cells by co-grafting amphiphilic sensitizer and hexadecylmalonic acid on TiO₂ nanocrystals. The Journal of Physical Chemistry B, 107(51), 14336-14341.
- Wang, P., Zakeeruddin, S. M., Comte, P., Exnar, I., and Grätzel, M. (2003e). Gelation of ionic liquid-based electrolytes with silica nanoparticles for quasi-solid-state dye-sensitized solar cells. Journal of the American Chemical Society, 125(5), 1166-1167.
- Wang, Z.-S., Kawauchi, H., Kashima, T., and Arakawa, H. (2004a). Significant influence of TiO₂ photoelectrode morphology on the energy conversion efficiency of N719 dye-sensitized solar cell. Coordination Chemistry Reviews, 248(13-14), 1381-1389.

- Wang, P., Zakeeruddin, S. M., Humphry-Baker, R., and Grätzel, M. (2004b). A binary ionic liquid electrolyte to achieve > 7% power conversion efficiencies in dye-sensitized solar cells. Chemistry of Materials, 16(14), 2694-2696.
- Wang, P., Zakeeruddin, S. M., Moser, J.-E., and Grätzel, M. (2004c). A solvent-free, $\text{SeCN}^-/(\text{SeCN})_3^-$ based ionic liquid electrolyte for high-efficiency dye-sensitized nanocrystalline solar cells. Journal of the American Chemical Society, 126(23), 7164-7165.
- Wang, P., Zakeeruddin, S. M., and Grätzel, M. (2004d). Solidifying liquid electrolytes with fluorine polymer and silica nanoparticles for quasi-solid dye-sensitized solar cells. Journal of Fluorine Chemistry, 125(8), 1241-1245.
- Wang, M., Zhao, F., Guo, Z., and Dong, S. (2004e). Poly(vinylidene fluoride-hexafluoropropylene)/organo-montmorillonite clays nanocomposite lithium polymer electrolytes. Electrochimica Acta, 49(21), 3595-3602.
- Wang, P., Klein, C., Humphry-Baker, R., Zakeeruddin, S. M., and Grätzel, M. (2005). A high molar extinction coefficient sensitizer for stable dye-sensitized solar cells. Journal of the American Chemical Society, 127(3), 808-809.
- Wang, Y. (2009). Recent research progress on polymer electrolytes for dye-sensitized solar cells. Solar Energy Materials & Solar Cells, 93(8), 1167-1175.
- Wang, H., Nicholson, P. G., Peter, L., Zakeeruddin, S. M., and Grätzel, M. (2010). Transport and interfacial transfer of electrons in dye-sensitized solar cells utilizing a $\text{Co}(\text{dbbip})_2$ redox shuttle. Journal of Physical Chemistry C, 114(33), 14300-14306.
- Wenger, B., Grätzel, M., and Moser, J.-E. (2005). Rationale for kinetic heterogeneity of ultrafast light-induced electron transfer from Ru(II) complex sensitizers to nanocrystalline TiO_2 . Journal of the American Chemical Society, 127(35), 12150-12151.

- Wongcharee, K., Meeyoo, V., and Chavadej, S. (2007). Dye-sensitized solar cell using natural dyes extracted from rosella and blue pea flowers. Solar Energy Materials & Solar Cells, 91(7), 566-571.
- Wu, C.-H., and Williams, R. (1983). Limiting efficiencies for multiple energy-gap quantum devices. Journal of Applied Physics, 54(11), 6721.
- Wu, J., Lan Z., Wang D., Hao, S., Lin, J., Wei, Y., Yin, S., and Sato, T. (2006). Quasi-solid state dye-sensitized solar cells-based gel polymer electrolytes with poly(acrylamide)-poly(ethylene glycol) composite. Journal of Photochemistry and Photobiology A: Chemistry, 181(2-3) 333-337.
- Wu, J., Lan, Z., Lin, J., Huang, M., Hao, S., and Fang L. (2007). Influence of solvent on the poly (acrylic acid)-oligo-(ethylene glycol) polymer gel electrolyte and the performance of quasi-solid-state dye-sensitized solar cells. Electrochimica Acta, 52(24), 7128-7135.
- Xie D., Feng, S., Lin, Y., Dong, G., Xiao, X., Li, X., and Zhou, X. (2007). Preparation of porous nanocrystalline TiO₂ electrode by screen-printing technique. Chinese Science Bulletin, 52(18), 2481-2485.
- Yamazaki, E., Murayama, M., Nishikawa, N., Hashimoto, N., Shoyama, M., and Kurita, O. (2007). Utilization of natural carotenoids as photosensitizers for dye-sensitized solar cells. Solar Energy, 81(4), 512-516.
- Yasuda, T., Ikeda, S., and Furukawa, S. (2010). Synthesis of reflective TiO₂/SiO₂ multilayer flakes for solar cell application. Dyes and Pigments, 86(3), 278-81.
- Yum, J.-H., Kim, S.-S., Kim, D.-Y., and Sung, Y.-E. (2005). Electrophoretically deposited TiO₂ photo-electrodes for use in flexible dye-sensitized solar cells. Journal of Photochemistry and Photobiology A, 173(1), 1-6.
- Zakeeruddin, S. M., Nazeeruddin, M. K., Humphry-Baker, R., Pe  chy, P., Quagliotto, P., Barolo, C., Viscardi, G., and Gr  tzel, M. (2002). Design, synthesis, and application of amphiphilic ruthenium polypyridyl photosensitizers in solar cells based on nanocrystalline TiO₂ films. Langmuir, 18(3), 952-954.

- Zakeeruddin, S.M., and Grätzel, M. (2009). Solvent-free ionic liquid electrolytes for mesoscopic dye-sensitized solar cell. Advanced Functional Materials, 19(14), 2187-2202.
- Zhang, Z., Zakeeruddin, S. M., O'Regan, B. C., Humphry-Baker, R., and Grätzel, M. (2005). Influence of 4-guanidinobutyric acid as coadsorbent in reducing recombination in dye-sensitized solar cells. Journal of Physical Chemistry B, 109(46), 21818-21824.
- Zhang, D., Lanier, S.M., Downing, A.J., Avent, J.L., Lum, J. L., and McHale, J.L. (2008). Betalain pigments for dye-sensitized solar cells. Journal of Photochemistry and Photobiology A: Chemistry, 195(1), 72-80.
- Zhitomirsky, I. (2002). Cathodic electrodeposition of ceramic and organoceramic materials. Fundamental aspects. Advances in Colloid and Interface Science, 97(1-3), 279-317.
- Zistler, M., Wachter, P., Wasserscheid, P., Gerhard, D., Hinsch, A., Sastrawan, R., and Gores, H. J. (2006). Comparison of electrochemical methods for triiodide diffusion coefficient measurements and observation of non-Stokesian diffusion behaviour in binary mixtures of two ionic liquids. Electrochimica Acta, 52(1), 161-169.

APPENDICES

Appendix A Calculations of Ti:Si Molar Ratio

Table A1 X-Ray Fluorescence analysis of CTAB modified Na-bentonite

Analyte	Compound	Concentration (%)
Mg	MgO	1.675
Al	Al ₂ O ₃	16.41
Si	SiO ₂	78.48
K	K ₂ O	0.549
Ca	CaO	0.111
Ti	TiO ₂	0.307
Mn	MnO ₂	0.034
Fe	Fe ₂ O ₃	2.403
Zn	ZnO	0.03

%LOI = 30%

Factor = 0.702

M.W. of SiO₂ = 60.09

1 g of CTAB modified Na-bentonite

= 0.702 g of Na-bentonite

= 0.702 g of Na-bentonite × 0.7848 g of SiO₂

= 0.551 g of SiO₂

And 1 g of Na-bentonite

= 0.7848 g of SiO₂

P25/CTAB modified Na-bentonite*15 mole%Si*

1 g basis of mixture

Assume P25 has 100%TiO₂M.W. TiO₂ = 79.87

85 mole Ti: 15 mole Si

Assume X is TiO₂ weight, and then 1-X is CTAB modified bentonite weight.

$$\frac{\text{Ti} = 85 \text{ mole Ti}}{\text{Si} = 15 \text{ mole Si}} = \frac{X/79.87 \text{ mole Ti}}{(1-X) \times 0.5509/60.09 \text{ mole Si}}$$

$$X = 0.81 \text{ g P25}$$

$$X = 0.81 \text{ g P25}$$

$$\text{Thus, CTAB modified Na-bentonite} = 0.19 \text{ g}$$

P25/purified Na-bentonite*10 mole%Si*

1 g basis of mixture

90 mole Ti: 10 mole Si

Assume X is TiO₂ weight, and then 1-X is CTAB modified bentonite weight.

$$\frac{\text{Ti} = 90 \text{ mole Ti}}{\text{Si} = 10 \text{ mole Si}} = \frac{X/79.87 \text{ mole Ti}}{(1-X) \times 0.7848/60.09 \text{ mole Si}}$$

$$\text{Si} = 10 \text{ mole Si} \quad (1-X) \times 0.7848/60.09 \text{ mole Si}$$

$$X = 0.90 \text{ g P25}$$

$$\text{Thus, purified Na-bentonite} = 0.10 \text{ g}$$

Sol-gel TiO₂/purified Na-bentonite*10 mole%Si*M.W. of Ti(acac)₂OiPr₂ = 364.27M.W. of TiO₂ = 79.87Ti(acac)₂OiPr₂ in isopropanol solution = 75 wt. %

$$\text{Starting with } 2.5 \text{ g Ti(acac)}_2\text{OiPr}_2 = 2.5 \text{ g} \times 0.75/364.27 = 5.15 \times 10^{-3}$$

mol Ti

Assume X = SiO₂ weight

$$\text{Thus, } 0.10 \text{ mole Si} = \frac{X/60.09 \text{ mole Si}}{5.15 \times 10^{-3} \text{ mole Ti} + X/60.09 \text{ mole Si}}$$

$$X = 0.034 \text{ g SiO}_2$$

$$\text{Thus, purified Na-bentonite} = 0.034 \text{ g SiO}_2 / 0.7848 = 0.044 \text{ g}$$

$$\text{And TiO}_2 \text{ weight} = 5.15 \times 10^{-3} \text{ mol Ti} \times 79.87 = 0.41 \text{ g}$$

Appendix B Supplementary Results of Chapter IV

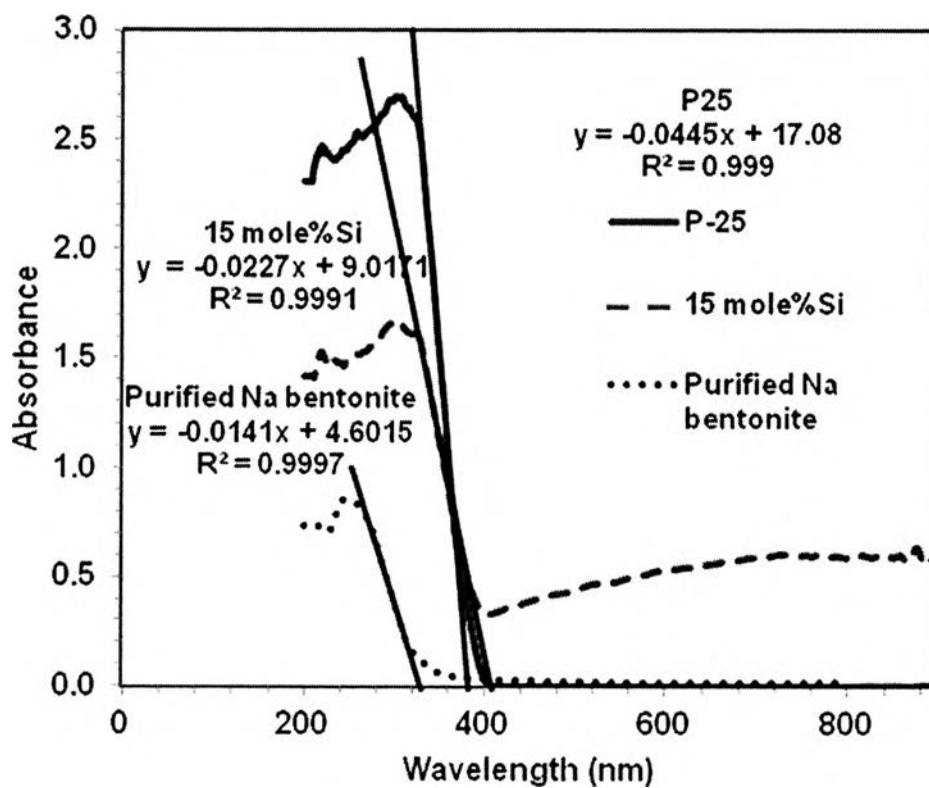


Figure B1 The energy band gap (E_g) of P25 and 15 mole%Si.

$$E_g = 1239.8/\lambda$$

$$\lambda \text{ of P25} = 388 \text{ nm}$$

$$E_g \text{ of P25} = 3.20 \text{ eV}$$

$$\lambda \text{ of 15 mole\%Si} = 409.7 \text{ nm}$$

$$E_g \text{ of 15 mole\%Si} = 3.02 \text{ eV}$$

$$\lambda \text{ of purified Na bentonite} = 326.4 \text{ nm}$$

$$E_g \text{ of purified Na bentonite} = 3.80 \text{ eV}$$

Appendix C Supplementary Results of Chapter V

Table C1 Textural properties of the semiconductor electrodes obtained from N₂ adsorption-desorption analysis

Semiconductor	Specific surface area (m ² /g)	Pore size (nm)	Total pore volume (ml/g)
Sol-gel TiO ₂	120	3.61	0.163
5 mole% Si purified Na-bentonite	165	3.63	0.215
10 mole% Si purified Na-bentonite	198	3.64	0.246
20 mole% Si purified Na-bentonite	243	3.64	0.269
40 mole% Si purified Na-bentonite	267	3.63	0.292
60 mole% Si Na-bentonite	263	3.63	0.293
80 mole% Si purified Na-bentonite	184	3.62	0.265
Purified clay	62	-	-

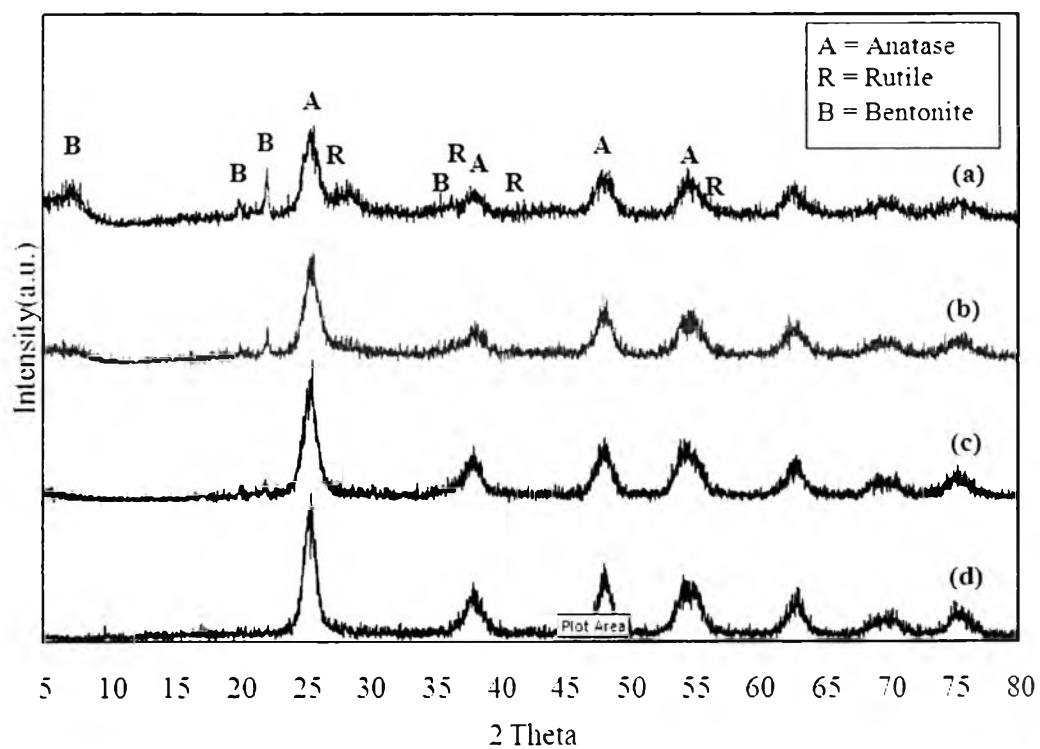

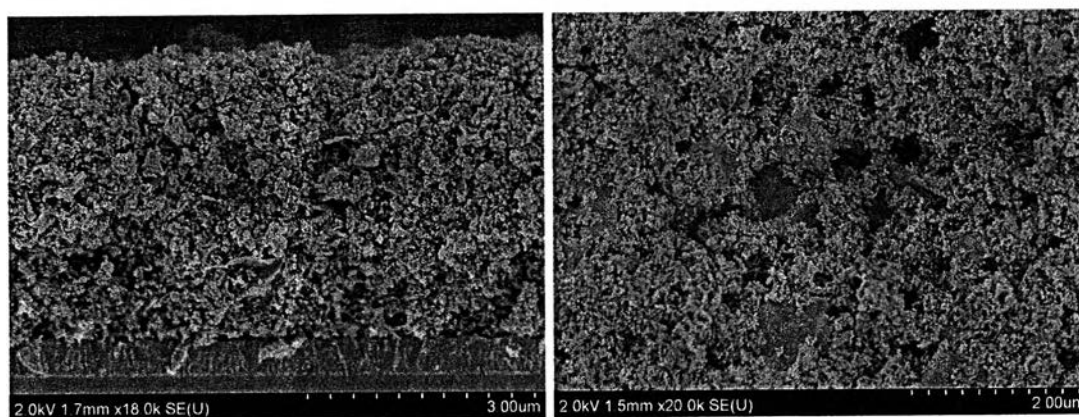
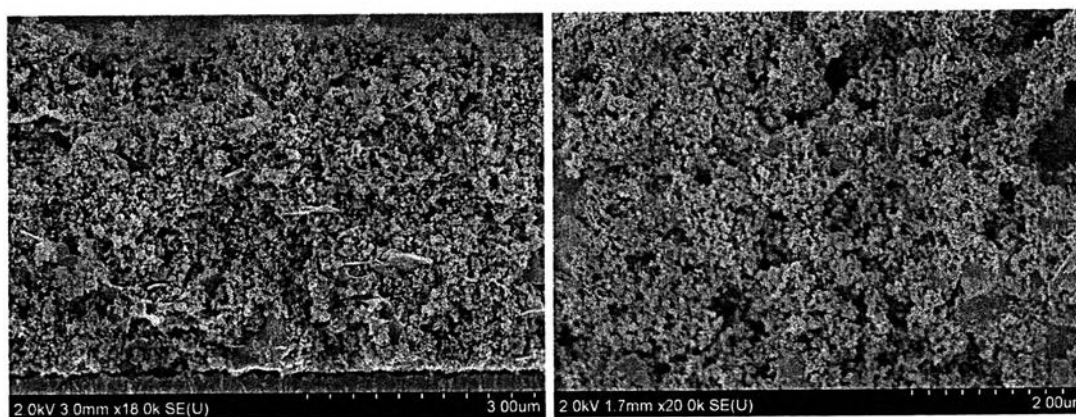




Figure C1 XRD patterns of (a) TiO_2 /60 wt.% purified Na-bentonite, (b) TiO_2 /40 wt.% purified Na-bentonite, (c) TiO_2 /20 wt.% purified Na-bentonite, and, (d) TiO_2 electrodes.

Appendix D Supplementary Results of Chapter VI**a.****b.****c.**



d.



e.

Figure D1 Top-viewed SEM micrographs on the left hand side and cross-sectional FE-SEM micrographs on the right hand side of (a) P25 TiO₂, (b) P25 TiO₂/5 mol% modified-bentonite, (c) P25 TiO₂/10 mol% modified-bentonite, (d) P25 TiO₂/5 mol% purified Na-bentonite, and (e) P25 TiO₂/10 mol% purified Na-bentonite.

Table D1 Photovoltaic properties of DSSC sensitized by red cabbage dye

Semiconductor-based film	Thickness (μm)	J_{sc} (mA/cm^2)	V(V)	FF	η (%)
P25	7.5	2.07	0.60	0.33	0.40
	10.0	2.12	0.59	0.31	0.39
5 mol% Si modified-bentonite	5.0	1.65	0.63	0.25	0.26
	8.0	1.84	0.59	0.27	0.29
	12.0	1.92	0.59	0.25	0.28
10 mol% Si modified-bentonite	4.0	1.58	0.61	0.21	0.20
	7.0	1.71	0.59	0.22	0.22
	11.5	2.00	0.58	0.19	0.22
5 mol% Si purified Na-bentonite	5.0	1.38	0.59	0.25	0.20
	8.5	1.76	0.59	0.25	0.26
	11.5	1.93	0.58	0.24	0.27
10 mol% Si purified Na-bentonite	4.5	1.23	0.62	0.16	0.12
	7.0	1.45	0.59	0.17	0.15
	11.5	1.49	0.58	0.18	0.15

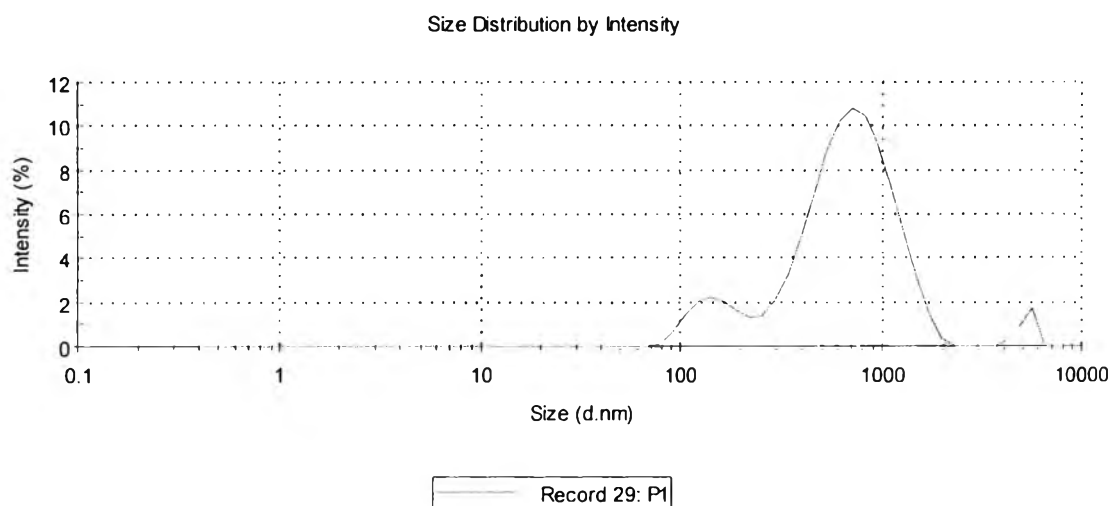
Appendix E Supplementary Results of Chapter VII

Figure E1 Size distribution of purified Na-bentonite collected from the top of settling raw Na bentonite swollen in deionized water.

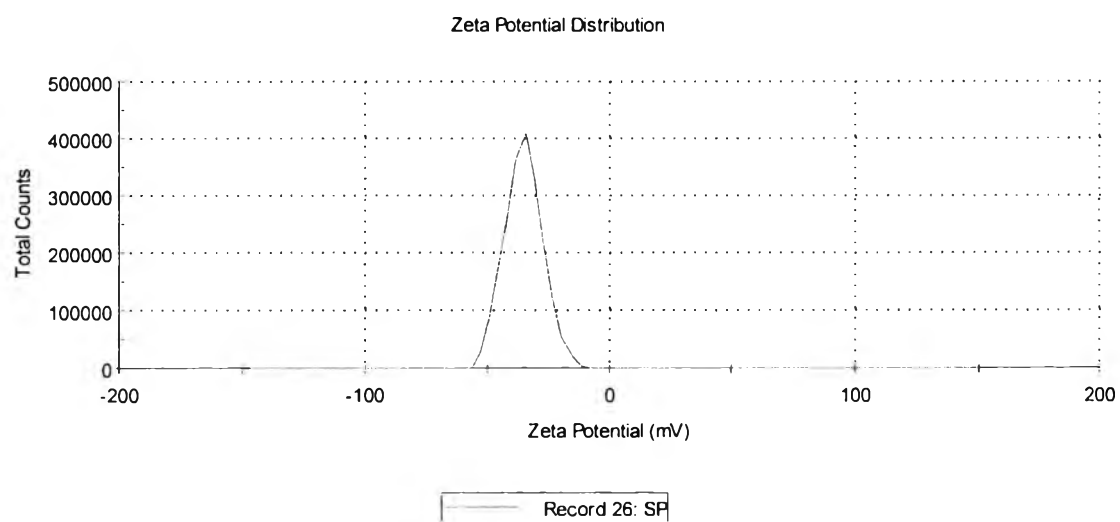


Figure E2 Zeta potential distribution of purified Na-bentonite collected from the top of settling raw Na bentonite swollen in deionized water.

CURRICULUM VITAE

Name: Ms. Ni-on Saelim

Date of Birth: May 22, 1985

Nationality: Thai

University Education:

2003–2007 Bachelor Degree of Engineering (Petrochemicals and Polymeric materials), Faculty of Engineering and Technology, Silpakorn University, Nakornprathom, Thailand

Work Experience:

2005-2006	Position:	Student club treasurer of University
	Company name:	Silpakorn University
2006	Position:	Undergraduate trainee
	Company name:	Aditya Birla Chemicals (Thailand), Ltd.
2010-2011	Position:	Ph.D. trainee
	Company name:	Swiss Federal Institute of Technology in Lausanne (EPFL)

Publications:

1. Saelim, N.-o., Magaraphan, R., and Sreethawong, T. (2011). TiO₂/modified natural clay semiconductor as a potential electrode for natural dye-sensitized solar cell. Ceramic International, 37(2), 659-663.
2. Saelim, N.-o., Magaraphan, R., and Sreethawong, T. (2011). Preparation of sol-gel TiO₂/purified Na-bentonite composites and their photovoltaic application for natural dye-sensitized solar cells. Energy conversion Management, 52(8-9), 2815-2818.
3. Saelim, N.-o., and Magaraphan, R. Fabrication of TiO₂/purified Na-bentonite and TiO₂/CTAB-modified Na-bentonite composites for DSSC electrodes.
4. Saelim, N.-o., and Magaraphan, R. Electrophoretic deposition of TiO₂/purified Na-bentonite composites for DSSC electrodes.
5. Saelim, N.-o., and Magaraphan, R. Gel electrolyte of polymethyl acrylate and clay aerogel for dye-sensitized solar cells.



Proceedings:

1. Saelim, N.; Magaraphan, R.; and Sreethawong, T. (2008, August 19-20) Nanoparticle titanate-clay semiconductor for dye-sensitized solar cell with natural dyes. Proceedings of Thai-Japan Joint Symposium on Advances in Materials Science and Environmental Technology, Bangkok, Thailand.

Presentations:

1. Saelim, N.; Magaraphan, R.; and Sreethawong, T. (2009, February 25-27) Nanoparticle titanate-clay semiconductor for dye-sensitized solar cell by using natural dyes. Global Plastics Environmental Conference 2009, Plastics: The wonderful World of Sustainability and Recycling, Orlando, Florida.
2. Saelim, N.; Magaraphan, R.; and Sreethawong, T. (2009, April 3-5) Nanoparticle TiO₂-clay semiconductor for dye-sensitized solar cell with red cabbage extracted dye as sensitizer. RGJ-Ph.D. Congress X "Climate Change and Its Impacts", Chonburi, Thailand.
3. Saelim, N.; Magaraphan, R.; and Sreethawong, T. (2009, August 7) Use of natural dyes in dye-sensitized solar cell fabricated with TiO₂ nanoparticle-clay semiconductor. RGJ Seminar Series LX II: Advanced Materials, Bangkok, Thailand.
4. Saelim, N.; Magaraphan, R.; and Sreethawong, T. (2010, April 1-3) Use of TiO₂/Purified Natural Clay as a Potential Electrode for Dye-Sensitized Solar Cell. RGJ-Ph.D. Congress XI "Research Towards Sustainability", Chonburi, Thailand.