

REFERENCES

- Bai, J., Li, Y., Yang, S., Du, J., Wang, S., Zheng, J., Wang, Y., Yang, Q., Chen, X., and Jing, X. (2007) A simple and effective route for the preparation of poly(vinylalcohol) (PVA)nanofibers containing gold nanoparticles by electrospinning method Solid State Communications, 141, 292–295.
- Bansal, R.C., Donnet, J.B. (1990) Polymer Reactions.
- Chang, I. N., Kim, C. I., N, B.U. (2005) The influence of poly-vinyl-alcohol (PVA) characteristics on the physical stability of encapsulated immobilization media for advanced wastewater treatment. Process Biochemistry, 40, 3050-3054.
- Chen, H., Synder, J.D., Elabd, Y. A. (2007) Electrospinning and solution properties of nafion and Poly(acrylic acid). Macromolecule, 41, 128-135.
- Cheng, H. (2007) Evaluation of new ion exchange membranes for direct borohydride fuel cells. Journal of Membrane Science, 288, 168-174.
- Demirci, U.B. (2007) Direct borohydride fuel cell: Main issues met by the membrane–electrodes-assembly and potential solutions. Journal of Power Sources, 172, 676-687.
- Eddie, D.D. (1998) The effect of processing on the structure and properties of carbon fibers. Carbon, 36 (4), 345–362.
- Gu, S.Y., Ren, J., Vancso, G.J., (2005) A process optimization and empirical modeling for electrospun polyacrylonitrile (PAN) nanofiber precursor of carbon nanofibers. European Polymer Journal, 41, 2559-2568.
- Hsu, N.Y., Chien, C. C., Jeng, K. T. (2008) Characterization and enhancement of carbon nanotube-supported PtRu electrocatalyst for direct methanol fuel cell applications. Applied Catalyst, 84, 1-8.
- Huang, M. N. and Wen, T. C. (2008) Platinum–ruthenium nanoparticles in poly(2,5 dimethoxyaniline)-poly(styrene sulfonic acid) via one-step synthesis route for methanol oxidation. Journal of Power Source, 182, 32-38.
- Im, J. S., Park, S. J., Kim, Y. H., Lee Y.S. (2008) The study of controlling pore size on electrospun carbon nanofibers for hydrogen adsorption. Journal of Colloid and Interface Science, 318, 42-49.

- Jiang, S. P., Liu, Z., Tang, H. L., and Pan, M. (2006) Synthesis and characterization of PDDA-stabilized Pt nanoparticles for direct methanol fuel cells. Electrochimica Acta, 51, 5721–5730.
- Jin, W. J., Jeon, H. J., Kim, J. H., and Youk, J. H. (2007) A study on the preparation of poly(vinyl alcohol) nanofibers containing silver nanoparticles. Synthetic Metals, 157, 454–459.
- Kim, K. Y., Nam, S.W., Hang, J., Yoon, S. P., Lim, T.H., Lee H. I. (2008) Development of a multi-layered micro-reactor coated with Pt-Co/Al₂O₃ catalyst for preferential oxidation of CO. Journal of Industrial and Engineering Chemistry, 14, 853-859.
- Krklješ, A. N., Marinović-Cincović, M. T., Kačarević-Popović, Z. M., and Nedeljković, J. M. (2007) Dynamic thermogravimetric degradation of gamma radiolytically synthesized Ag–PVA nanocomposites. Thermochemica Acta, 460, 28–34.
- Ko, T.H., Liao, Y.K., Liu, C. H. (2007) Effects of graphitization of PAN-based carbon fiber cloth on its use as gas diffusion layers in proton exchange membrane fuel cells. New Carbon Material, 22(2), 97-101.
- Koski, A., Yim, K., and Shivkumar S. (2004) Effect of molecular weight on fibrous PVA produced by electrospinning. Materials Letters, 58, 493–497.
- Kubbabi, A. (1994). Particle size effect for oxygen reduction and methanol oxidation on Pt/C inside a proton exchange membrane. Journal of Electroanalytical Chemistry, 373(1-2), 251-254.
- Li, N., Qin, X. H., Yang, E. L., and Wang, S. L. (2008) Effect on instability section of PVA electrospinning nanofibers by adding LiCl. Materials Letters, 62, 1345–1348.
- Lin, C. S., Khan, M. R., and Lin, S. D. (2005) Platinum states in citrate sols by EXAFS. Journal of Colloid and Interface Science, 287, 366–369.
- Lin, C. S., Khan, M. R., and Lin, S. D. (2006) The preparation of Pt nanoparticles by methanol and citrate. Journal of Colloidal and Interface Science, 299, 678-685.

- Liu, Z., Gan, L. M., Hong, L., Chen, W., and Lee, J. Y. (2005) Carbon-supported Pt nanoparticles as catalysts for proton exchange membrane fuel cells. Journal of Power Sources, 139, 73-78.
- Liu, Z., Guo, B., Hong, L., and Lim, T. H. (2006) Microwave heated polyol synthesis of carbon-supported PtSn nanoparticles for methanol electrooxidation. Electrochemistry Communications, 8, 83-90.
- Liu, Z., Ling, X.Y., Guo, B., Hong, L., Lee, J.L. (2007) Pt and PtRu nanoparticles deposited on single-wall carbon nanotubes for methanol electro-oxidation. Journal of Power Sources, 167, 272-280.
- Luo, Yonglan. (2007) A simple microwave-based route for size-controlled preparation of colloidal Pt nanoparticles. Materials Letters, 61, 1873-1875.
- Ma, H., Wang, L., Chen, L., Dong, L., Yu, W., Huang, T., Qian, Y. (2007) Pt nanoparticles deposited over carbon nanotubes for selective hydrogenation of cinnamaldehyde. Catalysis Communications, 8, 452-456.
- Mauritz, K.A., Moore, R.B. (2004) State of Understanding of Nafion. Chem. Rev., 104, 4535-4585
- Morita, K., Murata, Y., Ishitani, A., Murayama, K., Ono, T. (1986) Characterization of commercially available PAN (Polyacrylonitrile)-based carbon fibers. International Union of Pure and Applied Chemistry, 58(3), 455-468.
- Nagao, D., Shimazaki, Y., Kobayashi, Y., Konno, M. (2006) Synthesis of Pt-Ru nanoparticles with a bifunction stabilizer. Colloid and surface. 97-100.
- Peng, Z. and Kong, L. X. (2007) A thermal degradation mechanism of polyvinyl alcohol/silica nanocomposites. Polymer Degradation and Stability, 92, 1061-1071.
- Sedghi, A., Farsani, R. E., Shokuhfa, A. (2007) The effect of commercial polyacrylonitrile fibers characterizations on the produced carbon fibers properties. Journal of materials processing technology, 198, 60-67.
- Shan, Y. Yang, G., San, Y., Pang, S., Gong, J, Su, Z., Qu, L. (2007) ITO electrode modified by self-assembling multilayer film of Polyoxometallate on poly(vinyl alcohol) nanofibers and its electrocatalytic behavior. Electrochemical, 569-574.
- Smit, E., Büttner, U., and Sanderson, R. D. (2005) Continuous yarns from

- electrospun fibers. Polymer, 46, 2419–2423.
- Tian, Z. Q., Jiang, S. P., Liu, Z., Li, L. (2007) Polyelectrolyte-stabilized Pt nanoparticles as new electrocatalysts for low temperature fuel cells. Electrochemistry Communications, 9, 1613–1618
- Walsh, P.J. (2001) Composites-ASM Handbook. ASM International, Ohio, pp. 49–53.
- Wang C. L., (2007) Preparation and catalytic activity of Pt/C materials via microwave radiation. Materials Letters, 61, 830-833.
- Waszczuk, P., Wieckowski, A., Zelenay, P., Gottesfeld, S., Coutanceau, C., Le'ger, J. M., Lamy, C. (2001) Adsorption of CO poison on fuel cell nanoparticle electrodes from methanol solutions: a radioactive labeling study. Journal of Electroanalytical Chemistry, 551, 55-64.
- Zaragoza, M., Sopena, E. D., Morallon, E., Salinas, M. D. L. C. (2007) Pt/carbon nanofibers electrocatalysts for fuel cells. Effect of the support oxidizing treatment. Journal of Power Sources, 171, 302-309.
- Zhao, J., Wang, P., Chen, W., Liu, R., Li, X., and Nie, Q. (2006) Microwave synthesis and characterization of acetate-stabilized Pt nanoparticles supported on carbon for methanol electro-oxidation. Journal of Power Sources, 160, 563–569.

APPENDICES

Appendix A Characterization of PVA/Pt-Ru electrospinning solution

Table A1 Viscosity of PVA/Pt-Ru electrospinning solutions

Pt-Ru %	Speed (rpm)	Torque (%)	Viscosity (cP)	Shear Strength (D cm-1)	Shear rate (sec-1)	Average Viscosity (cP)	SD
0%	250	99.1	192	447	233	191.0	1.26
	250	99.1	192	447	233		
	250	99.3	192	447	233		
	248	99.1	190	445	235		
	249	99.2	189	443	235		
1%	240	99.6	208	465	223	207.2	3.31
	238	99.6	210	465	219		
	235	99.3	211	462	219		
	250	99.6	205	461	224		
	250	99.5	202	460	225		
3%	225	99.4	238	466	216	239.2	1.67
	220	99.6	240	468	213		
	220	99.6	241	468	215		
	219	99.4	239	466	213		
	219	99.4	238	465	212		
5%	206	99.5	298	465	209	299.8	5.38
	207	99.4	295	464	211		
	203	99.6	300	467	207		
	200	99.6	310	468	206		
	210	99.1	296	464	212		

* Viscosity of the solution was measured by a Brookfield Digital (Model DV-111) at the room temperature. Spindle number 21 was applied.

Appendix B Morphology of PVA/Pt-Ru nanoparticle nanocomposite nanofibers

Table B1 The diameter of composite nanofibers

	Diameter (micron)			
	PVA	Pt-Ru 0.36%	Pt-Ru 1.07%	Pt-Ru 1.79%
1	0.186	0.254	0.216	0.181
2	0.176	0.261	0.185	0.170
3	0.176	0.303	0.245	0.169
4	0.195	0.342	0.235	0.204
5	0.112	0.252	0.202	0.182
6	0.093	0.198	0.150	0.166
7	0.177	0.179	0.155	0.228
8	0.176	0.294	0.199	0.208
9	0.201	0.208	0.155	0.178
10	0.175	0.289	0.164	0.169
11	0.153	0.195	0.186	0.178
12	0.171	0.267	0.157	0.178
13	0.202	0.228	0.193	0.142
14	0.158	0.257	0.161	0.168
15	0.160	0.192	0.248	0.167
16	0.139	0.188	0.224	0.185
17	0.207	0.257	0.193	0.124
18	0.147	0.252	0.182	0.168
19	0.153	0.192	0.193	0.210
20	0.139	0.203	0.221	0.100
21	0.167	0.228	0.196	0.187
22	0.127	0.188	0.150	0.187
23	0.157	0.188	0.232	0.169
24	0.198	0.226	0.259	0.175
25	0.194	0.248	0.269	0.197
26	0.149	0.261	0.259	0.176
27	0.137	0.228	0.284	0.195
28	0.147	0.214	0.182	0.178
29	0.171	0.246	0.178	0.178
30	0.195	0.162	0.176	0.184
31	0.186	0.213	0.195	0.239
32	0.218	0.238	0.187	0.163
33	0.175	0.199	0.176	0.170
34	0.197	0.262	0.193	0.177
35	0.188	0.204	0.202	0.198
36	0.177	0.209	0.186	0.154
37	0.175	0.261	0.193	0.155
38	0.175	0.316	0.164	0.198
39	0.204	0.217	0.179	0.189
40	0.195	0.187	0.132	0.167
41	0.186	0.329	0.253	0.145
42	0.138	0.170	0.189	0.165
43	0.169	0.261	0.190	0.135

Diameter (micron)				
	PVA	Pt-Ru 0.36%	Pt-Ru 1.07%	Pt-Ru 1.79%
44	0.154	0.170	0.260	0.142
45	0.169	0.258	0.167	0.199
46	0.154	0.176	0.212	0.157
47	0.188	0.245	0.236	0.147
48	0.163	0.178	0.230	0.135
49	0.181	0.212	0.206	0.217
50	0.147	0.256	0.180	0.192
51	0.113	0.185	0.216	0.189
52	0.179	0.231	0.259	0.155
53	0.165	0.198	0.150	0.152
54	0.175	0.235	0.175	0.136
55	0.216	0.224	0.220	0.135
56	0.191	0.219	0.185	0.164
57	0.157	0.208	0.190	0.217
58	0.165	0.158	0.208	0.177
59	0.155	0.228	0.232	0.198
60	0.136	0.216	0.212	0.194
61	0.161	0.246	0.140	0.120
62	0.182	0.188	0.242	0.189
63	0.170	0.324	0.189	0.177
64	0.175	0.257	0.177	0.187
65	0.177	0.238	0.189	0.184
66	0.200	0.257	0.189	0.173
67	0.223	0.195	0.259	0.172
68	0.200	0.218	0.196	0.192
69	0.191	0.204	0.186	0.163
70	0.117	0.277	0.167	0.152
71	0.135	0.281	0.164	0.154
72	0.144	0.213	0.164	0.142
73	0.146	0.188	0.236	0.212
74	0.157	0.238	0.245	0.165
75	0.173	0.238	0.187	0.179
76	0.155	0.229	0.250	0.191
77	0.136	0.221	0.230	0.147
78	0.165	0.388	0.251	0.154
79	0.206	0.224	0.146	0.173
80	0.152	0.169	0.224	0.194
81	0.170	0.208	0.284	0.177
82	0.130	0.146	0.248	0.146
83	0.155	0.280	0.175	0.170
84	0.146	0.195	0.176	0.128
85	0.155	0.239	0.189	0.154
86	0.157	0.270	0.215	0.189
87	0.165	0.218	0.163	0.204
88	0.140	0.257	0.182	0.188
89	0.148	0.239	0.217	0.149
90	0.208	0.270	0.155	0.198
91	0.175	0.188	0.202	0.198

Diameter (micron)				
	PVA	Pt-Ru 0.36%	Pt-Ru 1.07%	Pt-Ru 1.79%
92	0.140	0.280	0.230	0.189
93	0.156	0.248	0.216	0.169
94	0.144	0.257	0.236	0.156
95	0.184	0.258	0.218	0.189
96	0.158	0.337	0.167	0.167
97	0.144	0.222	0.185	0.166
98	0.166	0.288	0.148	0.158
99	0.170	0.297	0.175	0.170
100	0.155	0.287	0.137	0.160
avg	0.167	0.234	0.200	0.180
SD	0.025	0.044	0.035	0.073




Figure B1 TEM images of PVA/Pt-Ru nanoparticle nanocomposite nanofibers with 8%(w/v) PVA and different % Pt-Ru loadings under 60k magnification: (a) 0.36%, (b) 1.07% (c) 1.79% and (d) the composite solution with 8%(w/v) PVA and 1.79%of Pt-Ru

Appendix C Characterization of PVA/Pt-Ru nanoparticle nanocomposite nanofibers

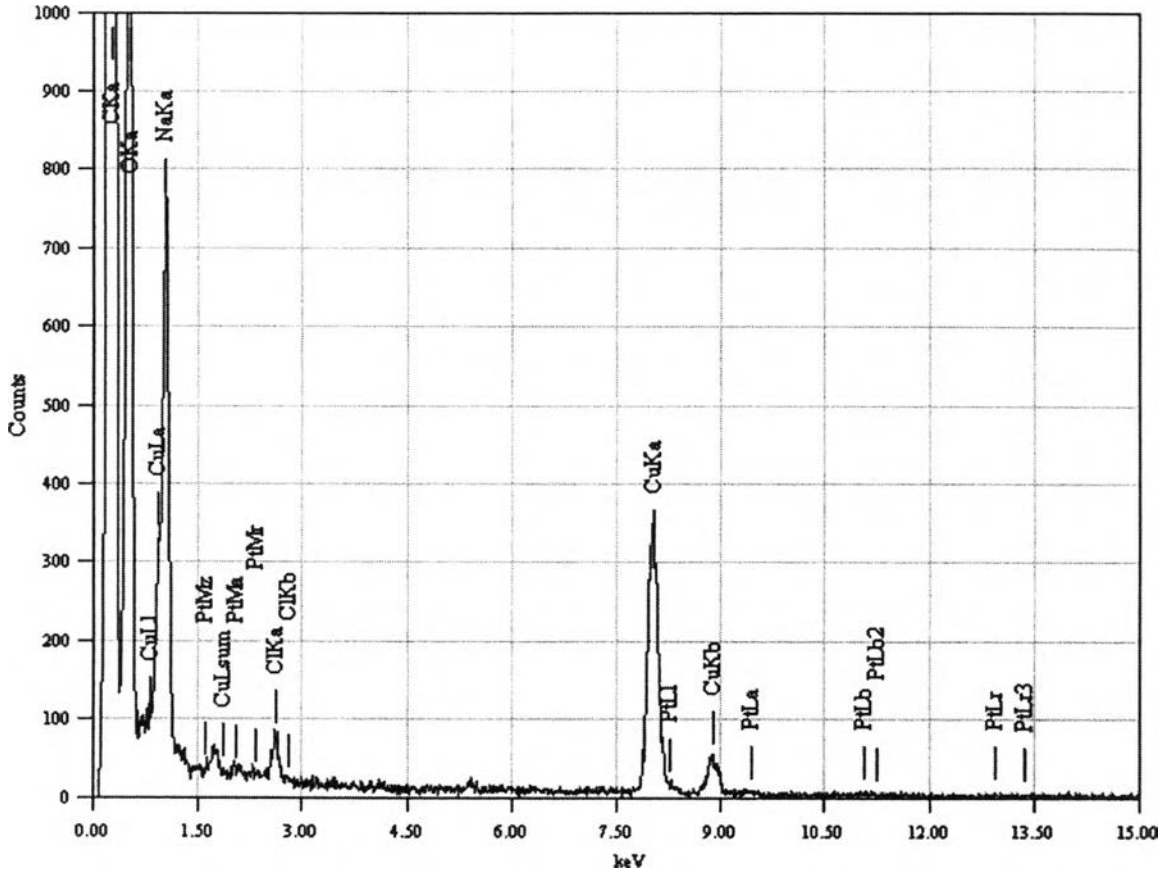


Figure C 1 EDX spectrum of PVA with Pt-Ru 0.36%

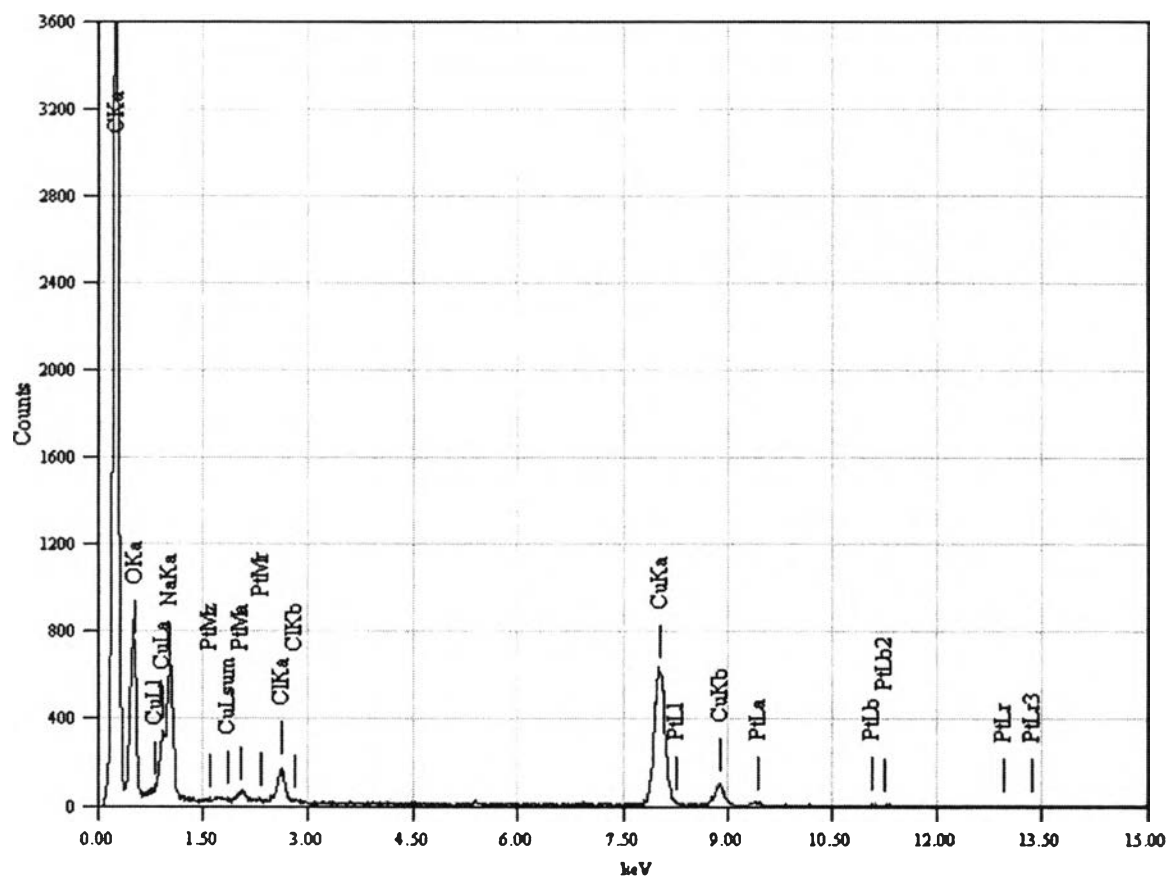


Figure C2 EDX spectrum of PVA with Pt-Ru 1.07%

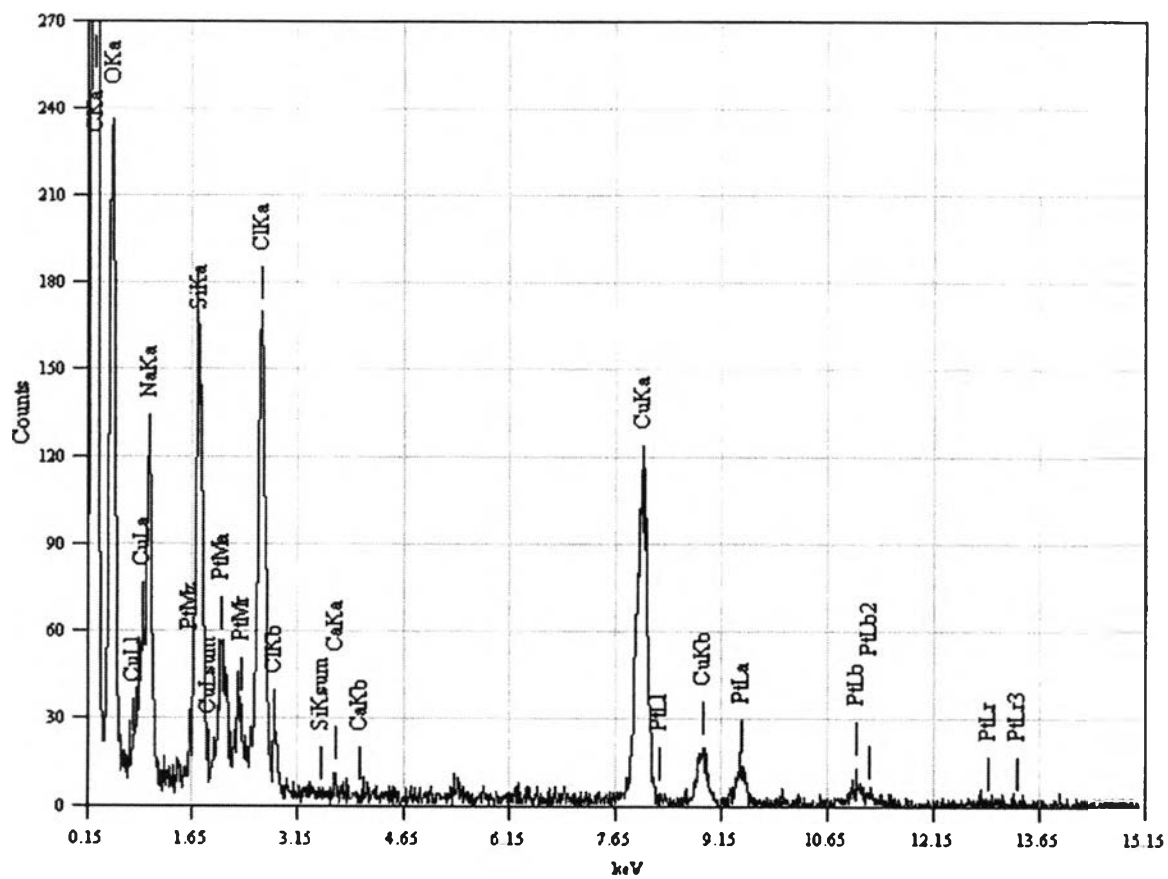
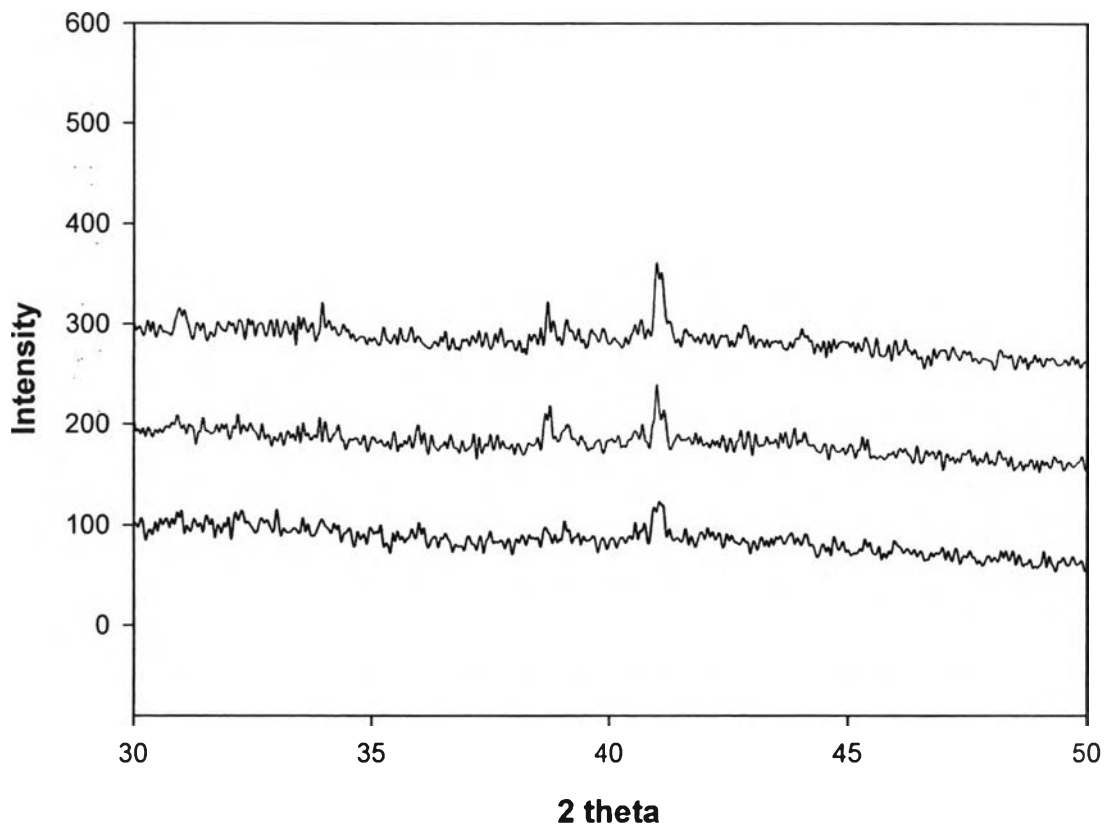


Figure C3 EDX spectrum of PVA with Pt-Ru 1.79%

Table C1 The Scherrer Equation

% Pt-Ru loading	2 theta		B (deg) (2 theta)	B (rad)	peak (2 theta)	theta	cos(theta)	Bcos(theta)	thickness (nm)
	start	end							
0.36	40.45	41.6	1.15	0.02006	41.015	20.5075	0.9366	0.0187892	7.376564
1.07	40.65	41.5	0.85	0.01484	41.039	20.5195	0.9366	0.0138965	9.973704
1.79	40.85	41.6	0.75	0.01309	41.023	20.5115	0.9366	0.0122617	11.30353

**Figure C4** XRD pattern of PVA/Ru nanofibers with different Ru loadings: (a) 0.36%, (b) 1.07%, and (c) 1.79%.

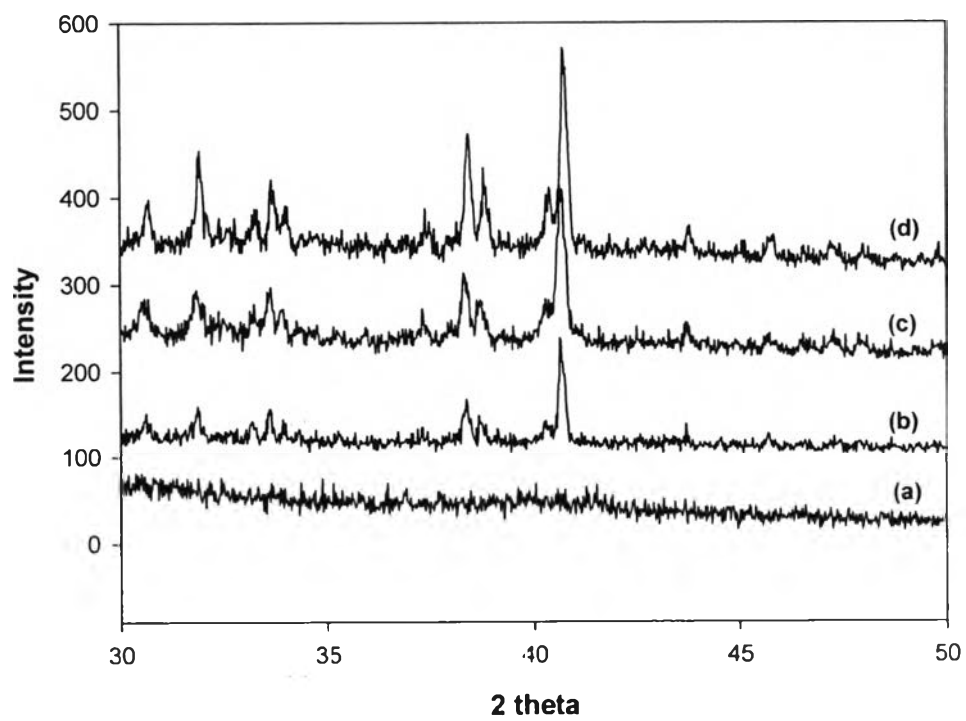


Figure C5 XRD of PVA/Pt nanocomposite nanofibers at different Pt loadings: (a) pure PVA, (b) 1%, (c) 3%, and (d) 5%.

Appendix D Calculation Pt-Ru loadings in PVA electrospinning solutions

Pt-Ru 0.36%wt

0.05 M H₂PtCl₆ 0.75 ml

$$\text{mol H}_2\text{PtCl}_6 = (0.05)(0.75) / 1000 = 3.75 \cdot 10^{-5} \text{ mol}$$

$$\text{g Pt} = 3.75 \cdot 10^{-5} * 195.217 = 7.32 \cdot 10^{-3} \text{ g}$$

0.05M RuCl₃ 0.25 ml

$$\text{mol RuCl}_3 = (0.05)(0.25) / 1000 = 1.25 \cdot 10^{-5} \text{ mol}$$

$$\text{g Ru} = 1.25 \cdot 10^{-5} * 101.7 = 1.27 \cdot 10^{-3} \text{ g}$$

$$\text{g Pt + Ru} = (7.32 \cdot 10^{-3}) + (1.27 \cdot 10^{-3}) = 8.59 \cdot 10^{-3} \text{ g}$$

$$\% \text{wt Pt+Ru/ PVA} = (8.59 \cdot 10^{-3}) / 2.4 * 100 = \mathbf{0.36 \% \text{wt}}$$

Pt-Ru 1.07%wt

0.05 M H₂PtCl₆ 2.25 ml

$$\text{mol H}_2\text{PtCl}_6 = (0.05)(2.25) / 1000 = 1.125 \cdot 10^{-4} \text{ mol}$$

$$\text{g Pt} = 1.125 \cdot 10^{-4} * 195.217 = 2.17 \cdot 10^{-2} \text{ g}$$

0.05M RuCl₃ 0.75 ml

$$\text{mol RuCl}_3 = (0.05)(0.75) / 1000 = 3.75 \cdot 10^{-5} \text{ mol}$$

$$\text{g Ru} = 3.75 \cdot 10^{-5} * 101.7 = 3.81 \cdot 10^{-3} \text{ g}$$

$$\text{g Pt + Ru} = (2.17 \cdot 10^{-2}) + (3.81 \cdot 10^{-3}) = 2.55 \cdot 10^{-2} \text{ g}$$

$$\% \text{wt Pt+Ru/ PVA} = (2.55 \cdot 10^{-2}) / 2.4 * 100 = \mathbf{1.07 \% \text{wt}}$$

Pt-Ru 1.79 %wt0.05 M H₂PtCl₆ 3.75 ml

$$\text{mol H}_2\text{PtCl}_6 = (0.05)(3.75) / 1000 = 1.875 \cdot 10^{-4} \text{ mol}$$

$$\text{g Pt} = 1.875 \cdot 10^{-4} * 195.217 = 3.66 \cdot 10^{-2} \text{ g}$$

0.05M RuCl₃ 1.25 ml

$$\text{mol RuCl}_3 = (0.05)(1.25) / 1000 = 6.25 \cdot 10^{-5} \text{ mol}$$

$$\text{g Ru} = 6.25 \cdot 10^{-5} * 101.7 = 6.36 \cdot 10^{-3} \text{ g}$$

$$\text{g Pt + Ru} = (3.66 \cdot 10^{-2}) + (6.36 \cdot 10^{-3}) = 4.30 \cdot 10^{-2} \text{ g}$$

$$\% \text{wt Pt+Ru/ PVA} = (4.30 \cdot 10^{-2}) / 2.4 * 100 = \mathbf{1.79 \% \text{wt}}$$

CURRICULUM VITAE

Name: Ms. Wilai Siriwatcharapiboon

Date of Birth: November 11, 1984

Nationality: Thai

University Education:

2003-2007 Bachelor Degree of Science (Chemistry), Faculty of Science,
Kasetsart University, Bangkok, Thailand

Proceedings:

1. Siriwatcharapiboon W.; and Supaphol P. (2009, April 22) Preparation of Poly(vinyl alcohol)/Platinum-Ruthenium Nanoparticle Nanocomposite Nanofibers. Proceedings of the 15th PPC Symposium on Petroleum, Petrochemicals and Polymers, Bangkok, Thailand.

Presentation:

1. Siriwatcharapiboon W.; and Supaphol P. (2009, April 22) Preparation of Poly(vinyl alcohol)/Platinum-Ruthenium Nanoparticle Nanocomposite Nanofibers. Paper Presented at the 15th PPC Symposium on Petroleum, Petrochemicals and Polymers, Bangkok, Thailand.

