



CHAPTER 4

SUMMARY OF THE STUDY RESULTS

Regarding the data collected from the records in 1997, after computation to 1998 values, the total costs in whole district hospital were 358,642,747 riels. Of this costs a majority costs were recurrent costs, 70% including 6.5% from labor costs, and only 30% were capital costs as showed in Figure 4.1.

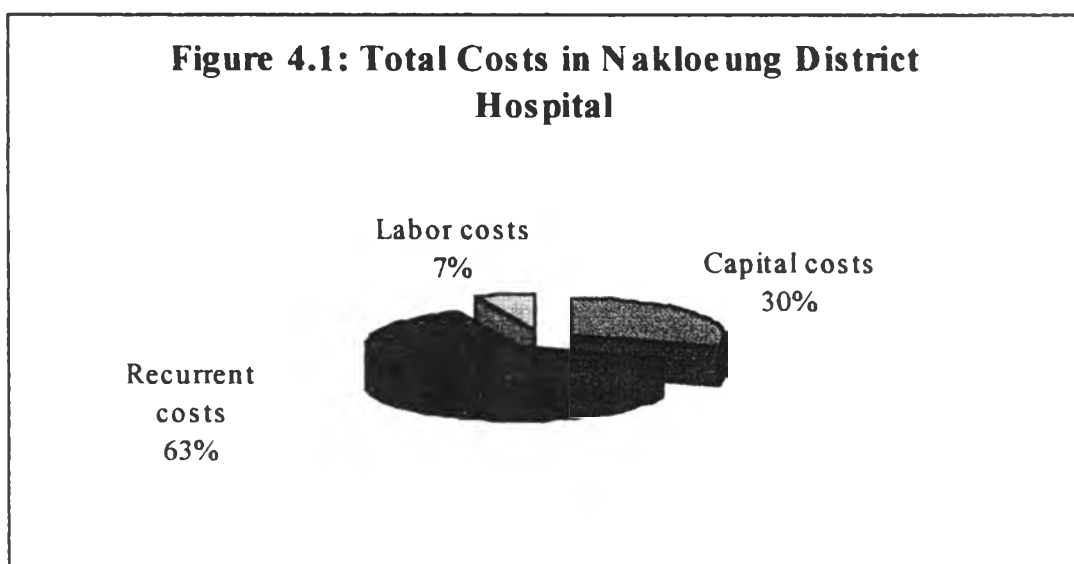


Table 4.1 below provided separately the total costs for outpatient and inpatient department, 37% and 63% respectively on the total costs of whole district hospital.

Table 4.1: Total Costs in Outpatient and In-patient Department

No	Cost items	Outpatient Cost	In-patient Cost
	Direct costs		
1	Capital and recurrent	2,584,195	36,988,488
2	Drug	103,575,795	95,819,144
	Indirect costs		
1	Building	3,058,979	13,135,426
2	Administration	6,220,543	58,492,620
3	Cleaning	377,556	1,621,248
4	Guard	914,169	3,925,493
5	Reunion	189,500	1,160,691
6	Pharmacy	1,687,176	8,435,881
7	Laboratory	9,536,744	2,763,215
8	Radiology	3,459,110	4,696,773
	Total	131,603,768	227,038,979
		37%	63%

Concerning the number of visits, 60142, in 1997 within the total costs of 131,603,768 riels the cost per visit was 2,188 riels for outpatient department.

Regarding the number of patient, 2578, taking care in 1997 within the average length of stay, 7.8 days, and total costs of 227,038,979 riels, the cost per patient day for inpatient department was found that is 11,289 riels as showed in Table 4.2.

Table 4.2: Unit Cost for Outpatient and Inpatient Department

Department	Total costs	Volume of activities	Unit cost Riel (R)
Outpatient	131,603,768	60142 visits	2,188
Inpatient	227,038,979	20111 patient's days	11,289

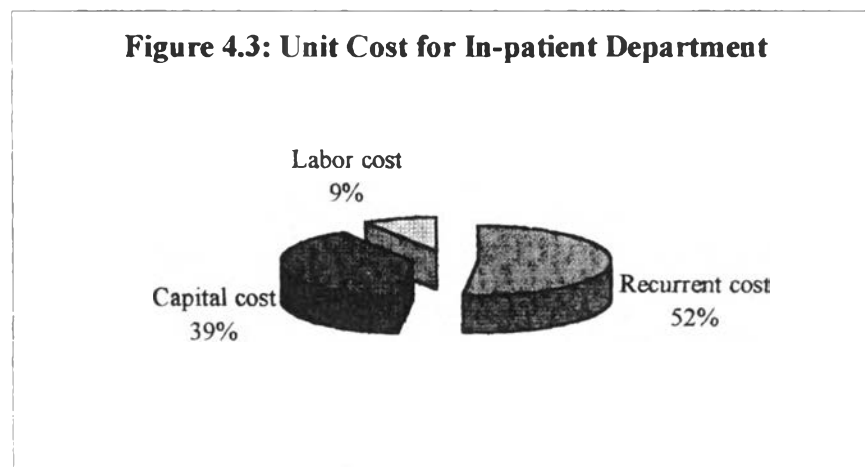

Outpatient department

Response of 2,188 riels per visit for outpatient department, a majority of cost was covered by recurrent cost, 1804 riels, while capital cost and labor cost were a few amount 323 riels and 61 riels respectively.

Inpatient department

Consisting of 11,289 riels per patient day, a slight majority of cost was **recurrent cost**, 5,936 riels, while capital cost and labor cost were 4,365 riels and 988 riels respectively.

The Figure 4.2 and 4.3 provided percentage of contained cost of unit cost for outpatient and inpatient department.



If the volume of activities increases 20% the number of visits in outpatient department will be 72,170 visits and the number of patient's day will be 24,133 patient day. The unit cost for outpatient department and inpatient department will be:

Table 4.3: Unit Cost for both Outpatient and In-patient Department when the Volume of Activities Increases 20%

No	Contains of unit cost	Unit cost	Proportion
1	OPD		
	Unit capital cost	269	12.60%
	Unit recurrent cost	1,804	84.50%
	Unit labor cost	61	2.90%
	Total	2,134	
2	IPD		
	Unit capital cost	3,638	34.50%
	Unit recurrent cost	5,936	56%
	Unit labor cost	988	9.50%
	Total	10,562	

If the personnel of the district hospital are supplemented incentive, the unit cost for outpatient and in-patient department will be as showed in Table 4.4:

Table 4.4: Unit Cost for Outpatient and Inpatient Department after Giving Incentive to the Personnel

Department	Volume of activities	Unit cost
Outpatient	60142 visits	2,326
Inpatient	20111 patient days	13,255

If the volume of activities increases 20% after giving incentive to the personnel the unit cost for outpatient and in-patient department will be:

Table 4.5: Unit Cost for Outpatient and In-patient Department when Demand Increases 20% after Giving Incentive to the Personnel

No	Contains of unit cost	Unit cost	Proportion
1	OPD		
	Unit capital cost	269	11.83%
	Unit recurrent cost	1,804	79.40%
	Unit labor cost	199	8.77%
	Total	2,272	
2	IPD		
	Unit capital cost	3,638	29%
	Unit recurrent cost	5,936	47.40%
	Unit labor cost	2,954	23.60%
	Total	12,528	

Between the unit cost for OPD and IPD in different scenarios, after making comparison, the variation from each to each others are not so much different as show in Table 4.6 below:

Table 4.6: Result of Sensitivity Analysis

No	Scenarios	Unit cost (riel)	Variation (riel)
1	OPD		
	Before giving incentive	2,188	
1	Volume increases 20% without incentive	2,134	-54
2	After giving incentive	2,326	138
3	Volume increases 20% with incentive	2,272	84
2	IPD		
	Before giving incentive	11,289	
1	Volume increases 20% without incentive	10,562	-727
2	After giving incentive	13,255	1966
3	Volume increases 20% with incentive	12,528	1239

For outpatient department the cost per visit before giving incentive to the personnel when demand does not increase was slightly higher, 54 riels, than when demand increases 20%. On the contrary after giving incentive to the personnel when

demand does not increase it was higher than the cost before giving incentive, 138 riels. However, after giving incentive to the personnel when demand increases 20% it was slightly higher, 84riels, than the cost before giving incentive to the personnel. Figure 4.4 provided the line of those variation costs.

For in-patient department the cost per patient day before giving incentive to the personnel when demand does not decrease was higher, 727 riels, than when demand increase 20%. On the other hand, after giving incentive to the personnel when demand does not increase it was higher, 1966 riels, than before giving incentive to the personnel. After giving incentive to the personnel when demand increases 20% it was higher, 1239 riels, than before giving incentive. Figure 4.5 presented the line of those variation cost.

