

REFERENCES

- 1) Ueda, M. and Tokino, S. Physico-chemical modifications of fibre and their effect on coloration and finishing. Review of Progress in Coloration **26**(1996): 9-19.
- 2) Allcock, H.R. and Lampe, F.W., eds. Contemporary Polymer Chemistry. 2nd ed. New Jersey: Prentice-Hall, Inc., 1990.
- 3) Malcolm, P.S. ed. Polymer Chemistry. 2nd ed. New York: Oxford university press, Inc., 1990.
- 4) Odian, G. ed. Principal of Polymerization. 3rd ed. New York: John Wiley & Sons, Inc., 1991.
- 5) Barton, J. and Capek, I. Radical Polymerization in Disperse System. Ellis Horwood Limited and VEDA, 1994.
- 6) Wasan, D.T., Ginn, M.E. and Shah, D.O. Surfactants in Chemical/Process Engineering: Surfactants Science Series Vol. 28. USA: Marcel Dekker, Inc., 1988.
- 7) Clint, J.H. ed. Surfactant Aggregation. New York: Chapman and Hall, 1992.
- 8) Hebeish, A. and Guthrie, J.T. The Chemistry and Technology of Cellulose Copolymer. Springer-Verlag Berlin Heidelberg, 1981.
- 9) Klemm, D., Philipp, B. Heinze, U., and Wanggenknecht, W. et al. Comprehensive Cellulose Chemistry. Vol. 1 Weinheim: Wiley-Vch, 1988.
- 10) Shore, J., ed. Cellulosic dyeing. The Society of Dyers and Colourists. Bradford: The Alden Press, 1995.
- 11) Ingamells, W. Colour for Textile: A user's handbook. London: The Society of Dyers and Colourist, 1993.
- 12) Waring, D.R. and Hallas, G., eds. The Chemistry and application of dyes. 2nd ed. New York: Plenum Press, 1994.
- 13) Li, Y. and Hardin, I.R. Enzymatic scouring of cotton: effect on structure and properties. Textile Chemist and Colorist **29** No. 9(August 1997): 71-76.
- 14) Pornsuriyasak, P. Chemical modification of cellulosic fibers to improve fixation of reactive dyes. Master's Thesis, Department of material Science, Graduate School, Chulalongkorn University, 1997.

- 15) Numm, D.M., ed. The Dyeing of Synthetic-polymer and Acetate Fibres. pp 1-75. Bradford: Dyers Company Publication trust, 1979, pp. 1-75
- 16) Peter. R.S. Textile chemistry: Vol.3 The Physical Chemistry of Dyeing. Amsterdam: Elsevier Scientific Publishing, 1975.
- 17) Aspland, J.R. Chapter 12: The application of basic dye cations to anionic fibers: dyeing acrylic and other fibers with basic dyes. Textile Chemist and Colourist. **25** No.6 (June 1993): 21-26.
- 18) Shore, J., ed. Colorants and Auxiliaries: Organic Chemistry and Application Properties. Vol. 1. The Society of Dyers and Colorists. London: Staples Printers Rochester, 1990.
- 19) Ueda, M., Moon, Y-S., Shin, H-S. and Burkinshaw. Modification of the dyeability of cotton fabric by ultraviolet irradiation. Advances in Colour Science & Technology. No. 1 (March 1998): 29-34.
- 20) Shin, S-H., Moon, Y-S., Yokino, S. and Ueda, M. Pattern formation using metal silver staining on cellulosic substrate by patterned ultraviolet light irradiation. Sen'i Gakkaishi **53** No. 4 (1997): 63-65.
- 21) Abdel-Hafiz, S.A., Esihi, F.F., Helmy, M. and Hebeish A. A system for polymerization acrylonitrile onto loomstate cotton fabric using potassium permanganate/citric acid. Journal of the Society of Dyers and Colourist **112** (February 1996): 57-61.
- 22) Ghosh, P., Dev, D. and Samanta, A.K. Graft copolymerization of acrylamide on cotton cellulose in a limited aqueous system following pretreatment technique. Journal of Applied Polymer Science **58** (1995): 1727-1724.
- 23) Piirma, I. Polymeric Surfactants. Ohio: Marcel Dekker, Inc., 1992, pp. 267-283.
- 24) Barni, E., Savarino, P., Viscardi, G., Carpignano, R. and Di Modica, G. Microemulsions and their potential applications in dyeing processes. Dispersion Science and Technology **12** (1991): 257-271.
- 25) Carrión, F.J. The influence of the temperature on the sorption of microemulsions cationic softeners on cotton. Journal of the Society of Dyers and Colorists **110** (July/August 1994): 234-237.

- 26) Schulman, J.H., Stoeckhuis, W. and Prince, L.M. Journal of Physical Chemistry. 63 (1959): 1677.
- 27) Achwal, W.B.: Colourage Dec. 31, 22 (1970).
- 28) Taylor, M.A., Technology of Textile Properties. Queenway London W24SH: Forbes Publications Ltd. Hartree House, 1972.
- 29) ASTRAZON®. Color Information, Dystar.
- 30) Jarujinda, S. Theory of Dyed Measurement. TTIS TEXTILE DIGEST. 4(41), 1996: 35-38.
- 31) Jarujinda, S. Theory of Dyed Measurement. TTIS TEXTILE DIGEST. 4(42), 1996: 21-23.
- 32) Jarujinda, S. Theory of Dyed Measurement. TTIS TEXTILE DIGEST. 4(43), 1996: 30-32.
- 33) Inganamells, W., Colour for Textiles. Society of Dyer and Colourists, 1993.
- 34) International Standard ISO 105-B02: 1988(E), Colour Fastness to Artificial Light: Xenon Arc Fading Lamp Test.
- 35) International Standard ISO 105-C01: 1989(E), Colour Fastness to Washing Test 1.
- 36) Amornsit, M., Phetson, A., Principle and Techniques of Instrumental analysis. Bangkok, Chuanpim Publications, 1991.
- 37) Deo, H.T., Gotmare, V.D., Acrylonitrile monomer grafting on gray cotton to impart high water absorbency. Journal of Applied Polymer Science. 72 (1999): 887-894.
- 38) AATCC Test Method 20A: 1995, AATCC Technical Manual/1998.

Appendices

Appendix 1

Microemulsion initiatory solution formula:

CTAB/SDS	1.75 g
2-Propanol	1.25 g
Water	95.75 g
AIBN	0.125 g
Benzene	1.125 g
Total	<u>100.00 g</u>

Molecular weight of AIBN =164

So, in initiatory solution contained AIBN 0.00076 mol

Molecular weight of potassium persulfate =270

So, 0.00076 mol of potassium persulfate =0.205g

Therefore, preparation of potassium persulfate 0.205 g in 100 g of distilled water contained initiator as both cationic and anionic microemulsion initiatory solution.

Appendix 2

Raw data of Table4.1

Immersing time (min)	Repeat no.	Wt. of fabric before polymerization (g)	Wt. of fabric after polymerization (g)	%add-on	%add-on (ave)
30	1	4.4637	4.4967	0.73	0.77
	2	4.7642	4.8028	0.81	
60	1	4.3249	4.3793	1.25	1.31
	2	4.9976	5.0667	1.38	
90	1	4.5667	4.6781	2.39	2.32
	2	4.2947	4.3919	2.26	
120	1	4.5699	4.7628	4.22	4.35
	2	4.8861	5.1055	4.49	
180	1	4.2491	4.4428	4.55	4.61
	2	4.6003	4.8154	4.67	
240	1	4.4461	4.6403	4.36	4.46
	2	4.7425	4.9589	4.56	

Appendix 3

Raw data of table 4.3 and 4.6

Liquor ratio	Repeat no.	Wt. of fabric before polymerization (g)	Wt. of fabric after polymerization (g)	%add-on	%add-on (ave)
20:1	1	4.5472	4.7239	3.88	4.03
	2	4.3275	4.5084	4.18	
30:1	1	4.7567	4.9551	4.17	4.37
	2	4.2521	4.4471	4.58	
40:1	1	4.3833	4.5915	4.74	4.64
	2	4.5547	4.7617	4.54	

Appendix 4

Raw data of Table 4.4, 4.5 and 4.6

Initiatory solution	Time of polymerization (hr)	Repeat no.	Wt. of fabric before polymerization (g)	Wt. of fabric after polymerization (g)	%add-on	%add-on (ave)
SDS	1	1	4.2748	4.2768	0.04	0.05
		2	4.6936	4.6965	0.06	
	2	1	4.3347	4.3353	0.01	0.03
		2	4.5764	4.5788	0.05	
	3	1	4.7716	4.8872	2.42	2.37
		2	4.2294	4.3276	2.32	
	4	1	4.5976	4.7443	3.19	3.05
		2	4.4948	4.6257	2.91	
K ₂ S ₂ O ₈	1	1	4.3310	4.3315	0.01	0.01
		2	4.1006	4.1011	0.01	
	2	1	4.5576	4.6968	3.05	3.10
		2	4.4987	4.6405	3.15	
	3	1	4.3758	4.5894	4.88	4.70
		2	4.6163	4.8251	4.52	
	4	1	4.7230	4.9924	5.70	5.36
		2	4.4141	4.6358	5.02	

Appendix 5 Raw data of table 4.6

1) Untreated cotton

Sample	Dry wt. (g)	Original wt. (g)	%moisture regain
1	4.9131	5.1115	4.03
2	4.6318	4.8203	4.06

%moisture regain (ave) = 4.045 %

2) fabrics treated with cationic microemulsion initiatory solution (CTAB) and polymerized

sample	Wt. of dry treated fabrics (g)	Wt. of original treated fabrics (g)	%moisture regain
1	4.5915	4.7994	4.52
2	4.7617	4.9755	4.48

%moisture regain (ave) = 4.5 %

3) fabrics treated with anionic microemulsion initiatory solution (SDS) and polymerized

sample	Wt. of dry treated fabrics (g)	Wt. of original treated fabrics (g)	%moisture regain
1	4.8872	5.0919	4.18
2	4.3276	4.5097	4.20

%moisture regain (ave) = 4.19 %

4) fabrics treated with potassium persulfate initiatory solution and polymerized

sample	Wt. of dry treated fabrics (g)	Wt. of original treated fabrics (g)	%moisture regain
1	4.5894	4.8133	4.87
2	4.8251	5.0595	4.85

%moisture regain (ave) = 4.86 %

Appendix 6 data of table 4.9 compare with untreated fabrics

Technique of Modification	Dye concentration (%o.w.f.)	Light Fastness
CTAB-benzene/propanol-water system	1	3
	2	3-4
	3	4
	4	4
CTAB-benzene/propanol-water system dyed with ASTRAZON RED 5BL	2	2-3
SDS-benzene/propanol-water system	2	4
Graft polymerization	2	4
Untreated fabric	1	3-4
	2	4
	3	4-5
	4	4-5

Appendix 7 ΔE value of sample from table 4.10

Washing fastness assessment of the treated and untreated fabrics dyed with various concentration of dyes by using I.C.S. Macbeth Spectrophotometer (as the color different ΔE)

Method of treatment	Concentration of dye	Color Change	Color staining ^(a) (ΔE)					
			Ac	C	N	P	A	W
Microemulsion base on CTAB-benzene/propa nol-water system	1	9.750	24.119	35.256	25.998	39.722	41.649	33.658
	2	10.165	21.902	39.860	27.539	46.038	47.830	36.599
	3	11.142	28.701	41.646	31.829	52.112	57.674	45.327
	4	13.683	28.673	44.634	29.235	49.552	51.099	35.266
	2*	12.384	27.498	40.976	45.908	38.563	30.609	37.690
Microemulsion base on SDS-benzene/propa nol-water system	2	17.597	32.884	44.140	32.066	46.491	49.168	39.958
Graft polymerization	2	17.382	33.096	45.231	37.101	47.190	50.109	40.863
Untreated fabric	1	19.483	21.481	26.017	20.615	24.438	26.222	24.704
	2	23.811	26.590	32.652	25.115	30.819	33.533	30.736
	3	23.522	26.925	34.505	26.627	33.304	35.739	32.434
	4	22.690	28.678	34.636	27.365	32.279	34.920	30.948

Sample dyed with ASTRAZON BLUE FGLN

* Sample dyed with ASTRAZON RED 5BL

(a) Ac = Acetate adjacent

P = Polyester adjacent

C = Cotton adjacent

A = Acrylic adjacent

N = Nylon 6,6 adjacent

W = Wool adjacent










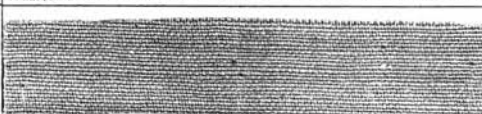
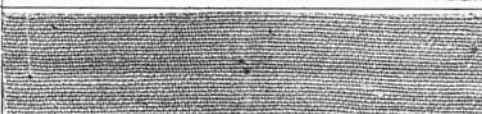
Appendix 8

Method of treatment	Concentration of dye (o.w.f.)	Sample before washing test	Sample after washing test
Untreated cotton	—		
	1		
	2		
	3		
	4		
microemulsion base on CTAB-benzene/propanol-water system	1		
	2		
	3		
	4		
	2*		
microemulsion base on SDS-benzene/propanol-water system	2		
Graft polymerization	2		

Sample dyed with ASTRAZON BLUE FGLN

* Sample dyed with 2% ASTRAZON RED 5BL

Appendix 9

Method of treatment	Concentration of dye	Light fastness test
Microemulsion base on CTAB-benzene/propanol-water system	1	
	2	
	3	
	4	
	2*	
Microemulsion base on SDS-benzene/propanol-water system	2	
Graft polymerization	2	
Untreated fabric	1	
	2	
	3	
	4	

Sample dyed with ASTRAZON BLUE FGLN

* Sample dyed with ASTRAZON RED 5BL

microemulsion

File data from Live size Record 3

S4700

Data taken on 20/01/100 at 11:22:52

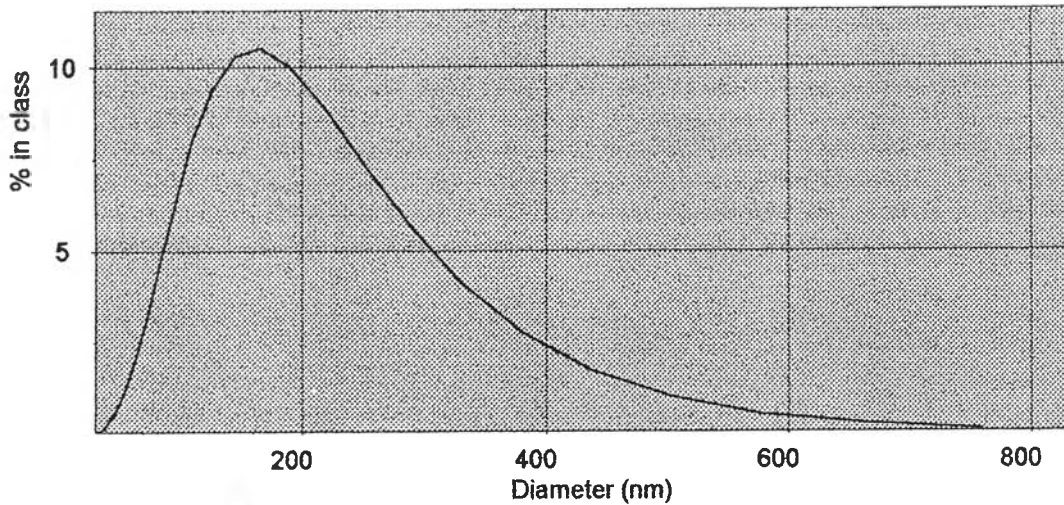
Merit 28.1 % In range 86.8 %

Temperature 30.0 Viscosity 0.800 cP Angle 90.0 deg

RI medium 1.33 RI particle 1.50 + Abs. 0.00

Cumulant Z Ave 161.5 nm Polydispersity 0.274

Size distribution(s)



Size (nm)	% Intensity	Size (nm)	% Intensity	Size (nm)	% Intensity
31.7	0.1	95.7	6.4	288.9	5.7
36.4	0.2	109.9	8.0	331.6	4.1
41.8	0.4	126.2	9.4	380.7	2.8
48.0	0.7	144.9	10.3	437.1	1.7
55.1	1.3	166.3	10.5	501.8	1.0
63.3	2.1	190.9	10.0	576.1	0.6
72.6	3.3	219.2	8.9	661.4	0.3
83.4	4.8	251.6	7.4	759.3	0.1

Peak : Mean 184.5 width 213.2 ,

Analysis Monomodal Fit 0.001618

microemulsion

File data from Live size Record 1

S4700

Data taken on 20/01/100 at 11:11:28

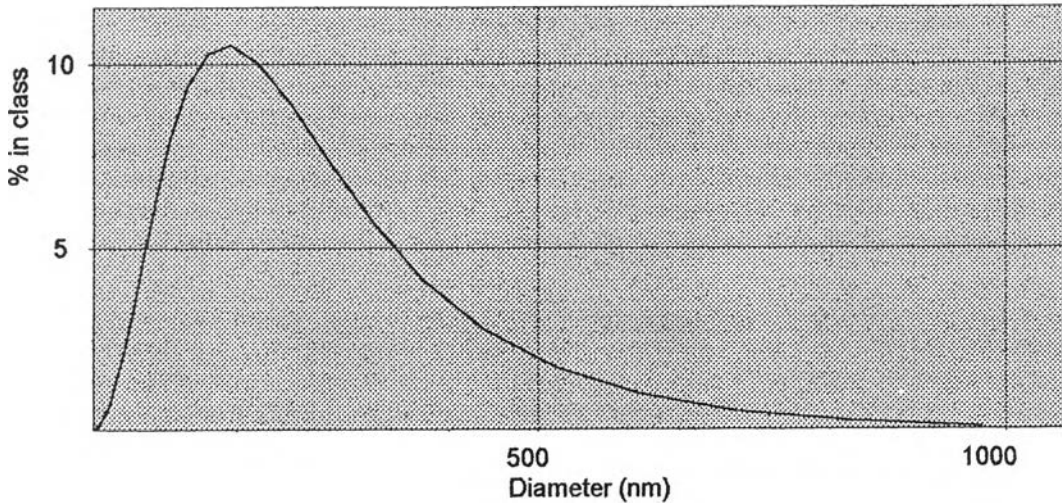
Merit 28.9 % In range 85.4 %

Temperature 30.0 Viscosity 0.800 cP Angle 90.0 deg

RI medium 1.33 RI particle 1.50 + Abs. 0.00

Cumulant Z Ave 167.3 nm Polydispersity 0.357

Size distribution(s)



Size (nm)	% Intensity	Size (nm)	% Intensity	Size (nm)	% Intensity
26.1	0.1	91.8	6.4	323.4	5.7
30.5	0.2	107.5	8.0	378.5	4.1
35.7	0.4	125.8	9.4	443.0	2.8
41.8	0.7	147.2	10.3	518.5	1.8
48.9	1.3	172.3	10.5	606.9	1.0
57.3	2.1	201.7	10.0	710.4	0.6
67.0	3.3	236.1	8.9	831.5	0.3
78.4	4.7	276.3	7.4	973.2	0.1

Peak : Mean 199.0 width 256.8 ,
 Analysis Monomodal Fit 0.001425

microemulsion

File data from Live size Record 2

S4700

Data taken on 20/01/100 at 11:17:10

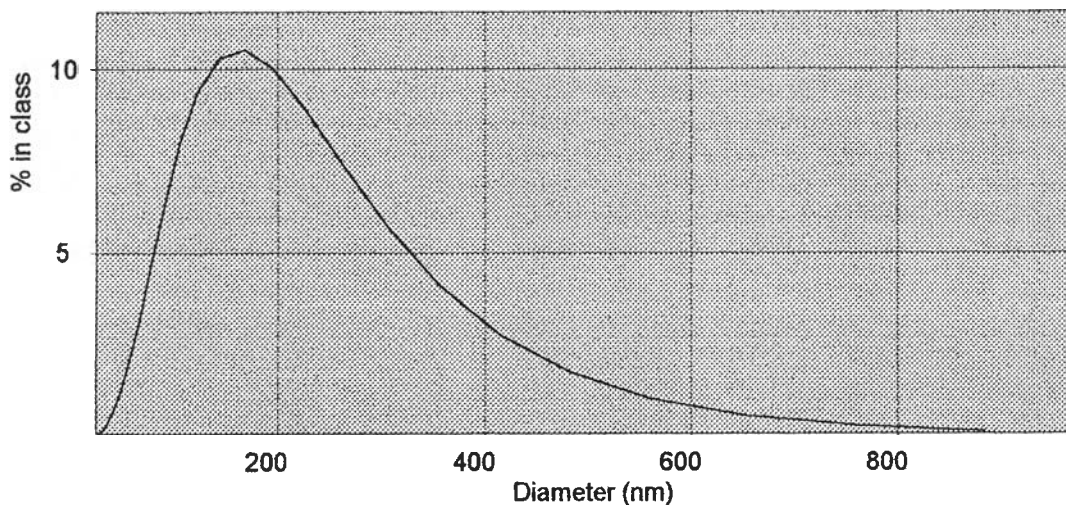
Merit 28.4 % In range 87.3 %

Temperature 30.0 Viscosity 0.800 cP Angle 90.0 deg

RI medium 1.33 RI particle 1.50 + Abs. 0.00

Cumulant Z Ave 162.7 nm Polydispersity 0.329

Size distribution(s)



Size (nm)	% Intensity	Size (nm)	% Intensity	Size (nm)	% Intensity
27.3	0.1	91.5	6.4	306.8	5.7
31.8	0.2	106.5	8.0	356.8	4.1
36.9	0.4	123.8	9.4	415.1	2.8
43.0	0.7	144.0	10.3	482.8	1.7
50.0	1.3	167.6	10.5	561.7	1.0
58.1	2.1	194.9	10.0	653.3	0.6
67.6	3.3	226.7	8.9	760.0	0.3
78.7	4.7	263.7	7.4	884.0	0.1

Peak : Mean 190.9 width 238.3 ,

Analysis Monomodal Fit 0.001995

BIOGRAPHY

Mr. Sombat Yongsupamongkol was born in Bangkok, Thailand, on September 20, 1972. He received a Bachelor of Engineering degree with a major in Textile Chemistry Engineering from Rajamangala Institute of Technology in 1997. He started as a graduate student in the Department of Materials Science with a major in Applied Polymer Science and Textile Technology, Chulalongkorn University in June 1998, and graduated in September 2000.

