

REFERENCES

- Anastasiadis, S. H., and Hatzikiriakos, S. G. (1998) The work of adhesion of polymer/wall interfaces and its association with the onset of wall slip. J. Rheol., 42(4), 795-812.
- Black, W. B., and Graham, M. D. (1996) Wall slip and polymer-melt flow instability, Physical Review Letters, 77(5), 956-959.
- Black, W. B., and Graham, M. D. (1999) Effect of wall slip on the stability of viscoelastic plane shear flow. Physics of Fluids, 11, 1749-1756.
- Brochard, F., and de Gennes, P. G. (1992) Shear-dependent slippage at a polymer/solid interface. Langmuir, 8, 3033-3037.
- Brochard-Wyart, F. B., Gay, C., and Gennes, P. G. (1996) Slippage of polymer melts on grafted surfaces. Macromolecules, 29, 377-382.
- Dealy, J. M., and Wissbrun, K. F. (1990) Melt rheology and its role in plastics processing, New York, Van Nostrand Reinhold.
- Hatzikiriakos, S. G. (1994) The onset of wall slip and sharkskin melt fracture in capillary flow. Polymer Engineering and Science, 34(19), 1441-1449.
- Hatzikiriakos, S. G., Hong, P., Ho, W., and Stewart, C. W. (1995) The effect of TeflonTM coating in polyethylene capillary extrusion. Journal of Applied Polymer Science, 55, 595-603.
- Haupt, B. J., Ennis, J., and Sevick, E.M. (1999) The detachment of a polymer chain from a weakly adsorbing surface using an AFM tip. Langmuir, 15, 3886-3892.
- Kumar, K. A., and Graham, M. D. (1998) Effect of pressure-dependent slip on flow curve multiplicity. Rheol Acta, 37, 245-255.
- Leger, L., Hervet, H., and Massey, G. (1997) The role of attached polymer molecules in wall slip. TRIP, 5(2), 40-45.

- Larson, R. G. (1999) The structure and rheology of complex fluid, New York, Oxford university press.
- Mhetar, V., and Archer, L. A. (1998) Slip in entangled polymer solutions. Macromolecules, 31, 6636-6649.
- Mhetar, V., and Archer, L. A. (1998) Slip in entangled polymer melts. 1. General Features. Macromolecules, 31, 8607-8616.
- Mhetar, V., and Archer, L. A. (1998) Slip in entangled polymer melts. 2. Effect of Surface Treatment. Macromolecules, 31, 8617-8622.
- Moynihan, R. H., Baird, D. G., and Ramanathan, R. (1990) Additional observations on the surface melt fracture behavior of linear low-density polyethylene. Journal of Non-Newtonian Fluid Mechanics, 36, 255-263.
- Muller-Mohnssen, H., Weiss, D., and Tippe, A. (1990) Using of laser dropper velocity in flowing of polyacrylamide solution . J. Rheol., 34, 233-246.
- Petrie, J. S., and Denn, M. M. (1976) Instabilities in polymer processing. AIChE Journal, 22(2), 209-236.
- Rosenbaum, E. E., and Hatzikiriakos, S. G. (1997) Wall slip in the capillary flow of molten polymers subject to viscous heating. AIChE Journal, 43(3), 598-608.
- Shore, J. D., Ronis, D., Piche, L., and Grant, M. (1997) Sharkskin texturing instabilities in the flow of polymer melts. Physica A, 239, 350-357.
- Wang, S. Q., Drda, P. A., and Inn, Y. W. (1996) Exploring molecular origins of sharkskin, partial slip, and slope change in the flow curves of linear low density polyethylene. J. Rheol., 40(5), 875-898.
- Weill, A. (1980) About The origin of sharkskin. Rheol Acta, 19, 623-632.
- Yarin, A. L., and Graham, M. D. (1998) A model for slip at polymer/solid interfaces. J. Rheol., 42(6), 1491-1504.

APPENDICES

APPENDIX A

A.1 Apparent Flow Curve with Slip Correction

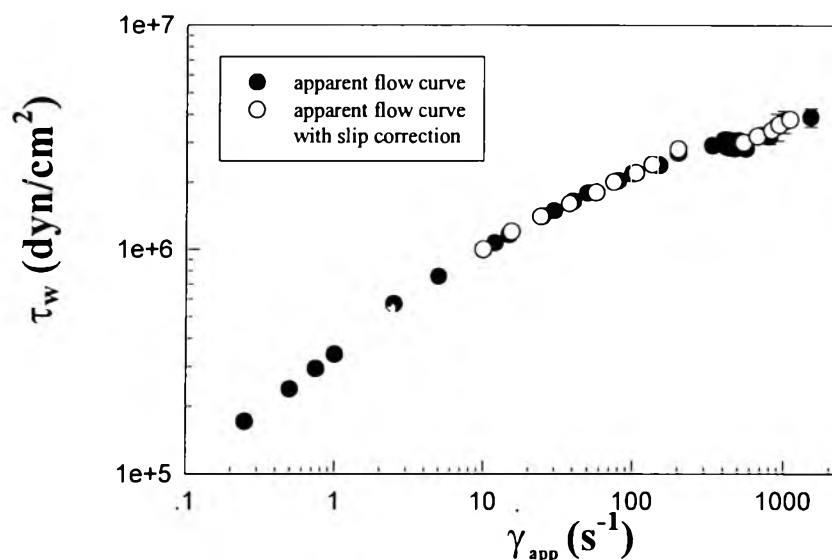


Figure A1 Apparent flow curve with slip correction for H5604F HDEP at the temperature of 180 °C.

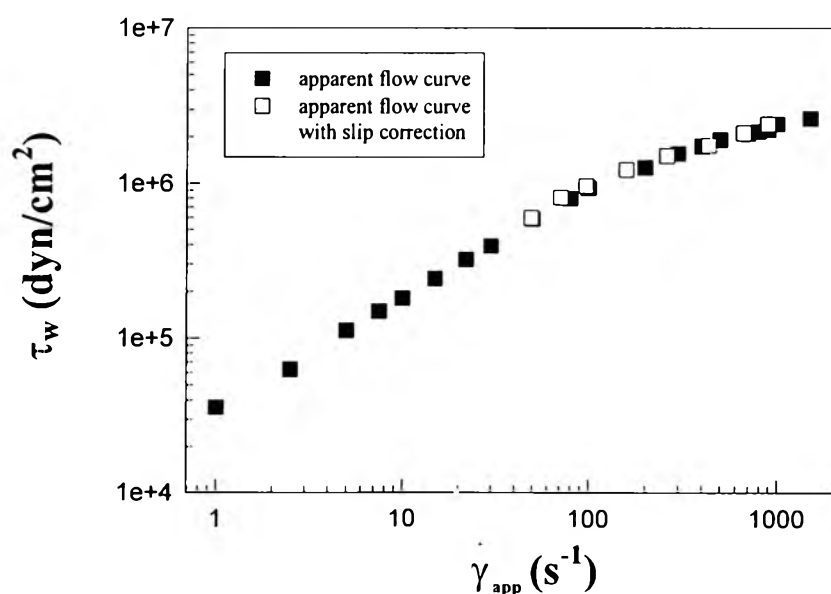


Figure A2 Apparent flow curve with slip correction for H5840B HDEP at the temperature of 180 °C.

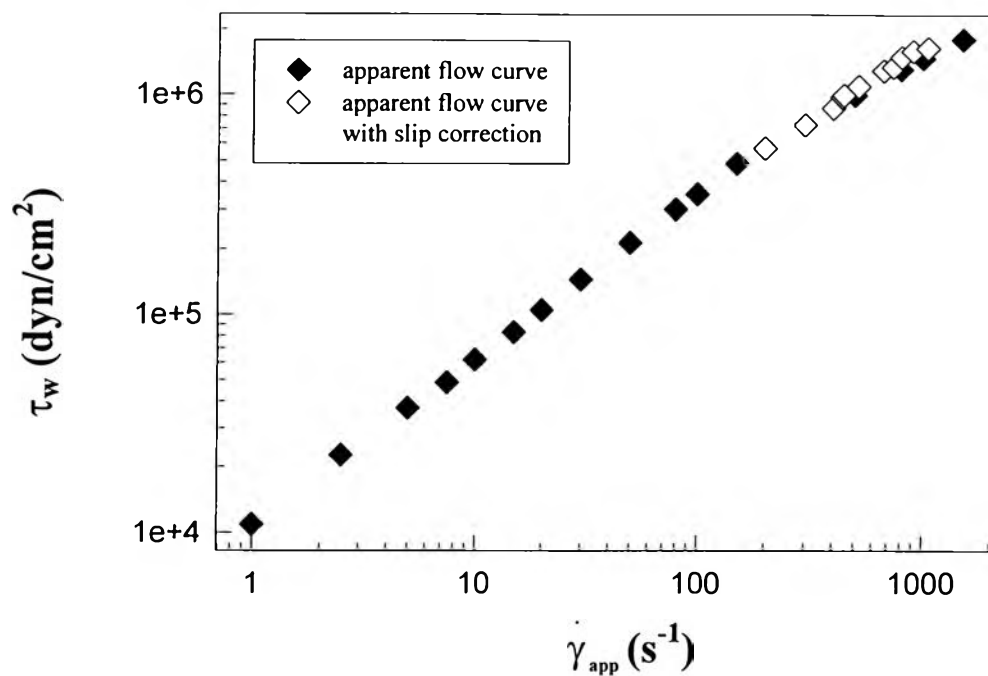


Figure A3 Apparent flow curve with slip correction for H5818J HDPE at the temperature of 180 °C.

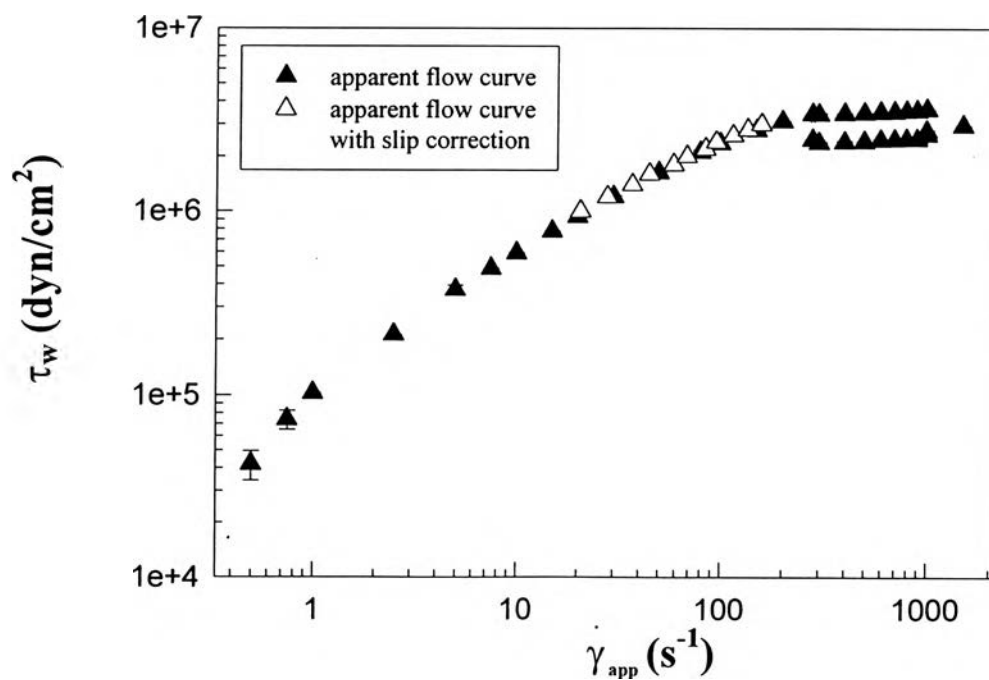


Figure A4 Apparent flow curve with slip correction for H5690S HDPE at the temperature of 180 °C.

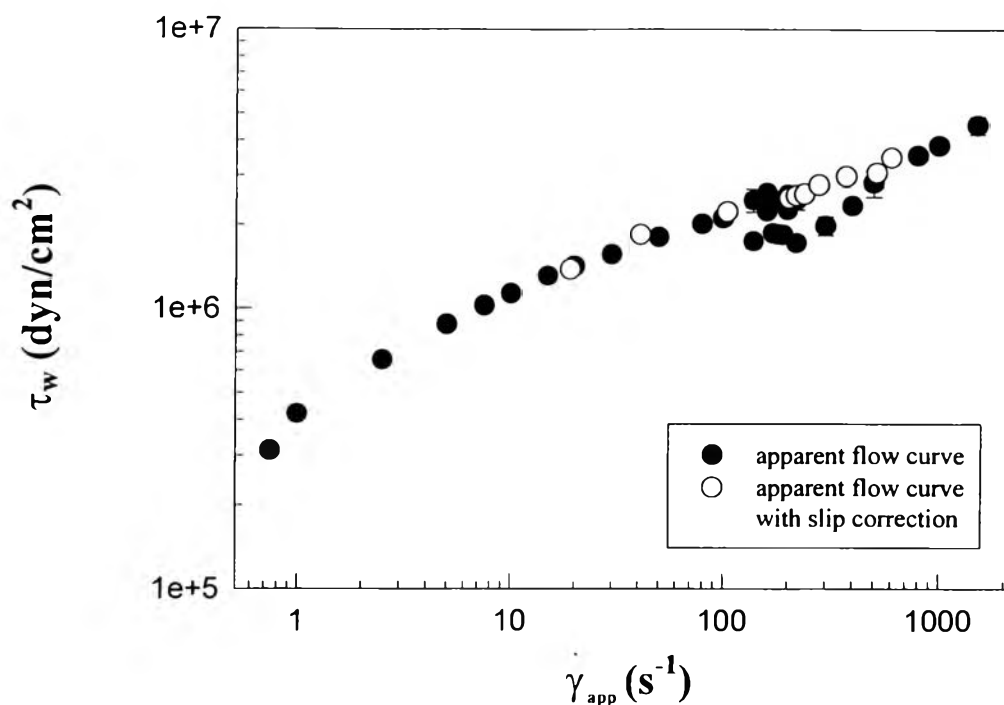


Figure A5 Apparent flow curve with slip correction for H5604F HDPE at the temperature of 160 °C.

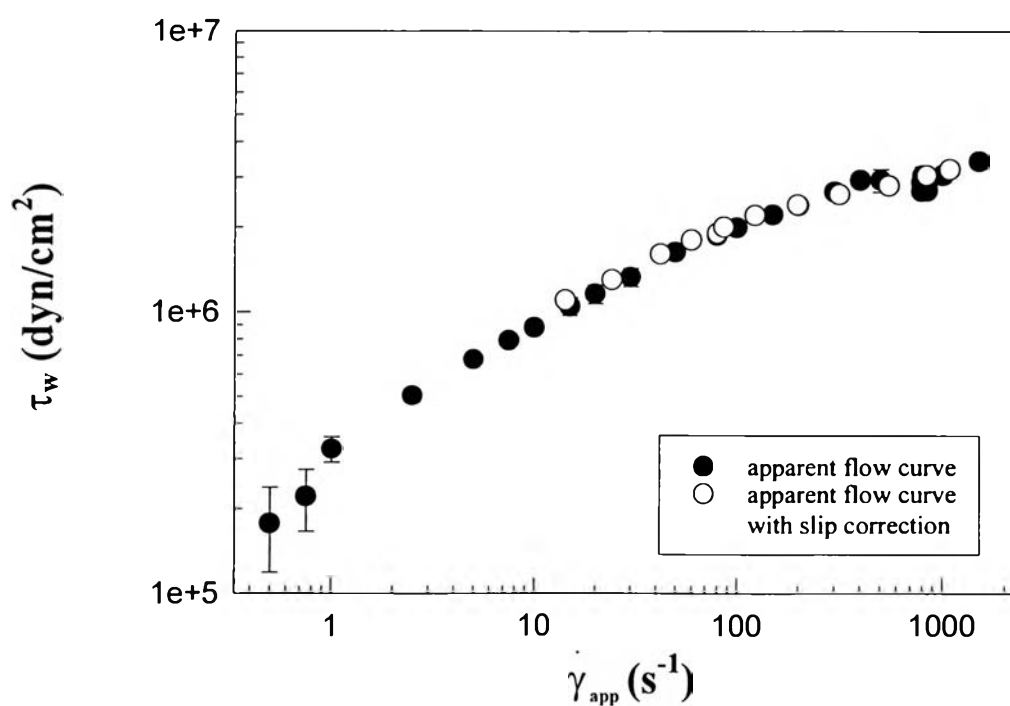


Figure A6 Apparent flow curve with slip correction for H5604F HDPE at the temperature of 200 °C.

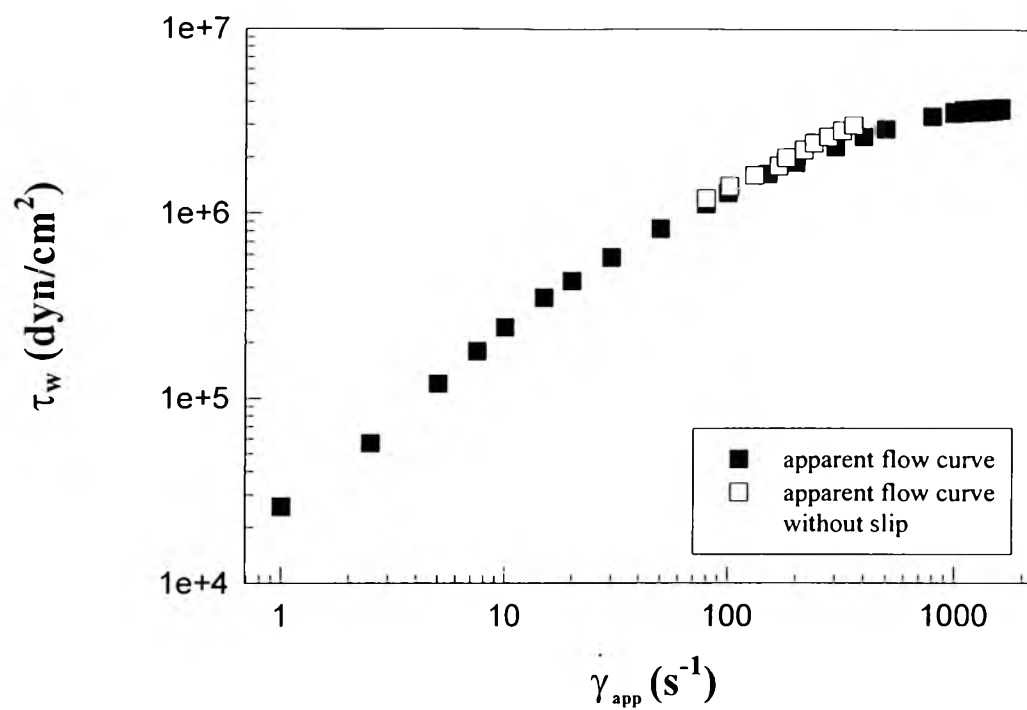


Figure A7 Apparent flow curve with slip correction for H5840B HDPE at the temperature of 160 °C.

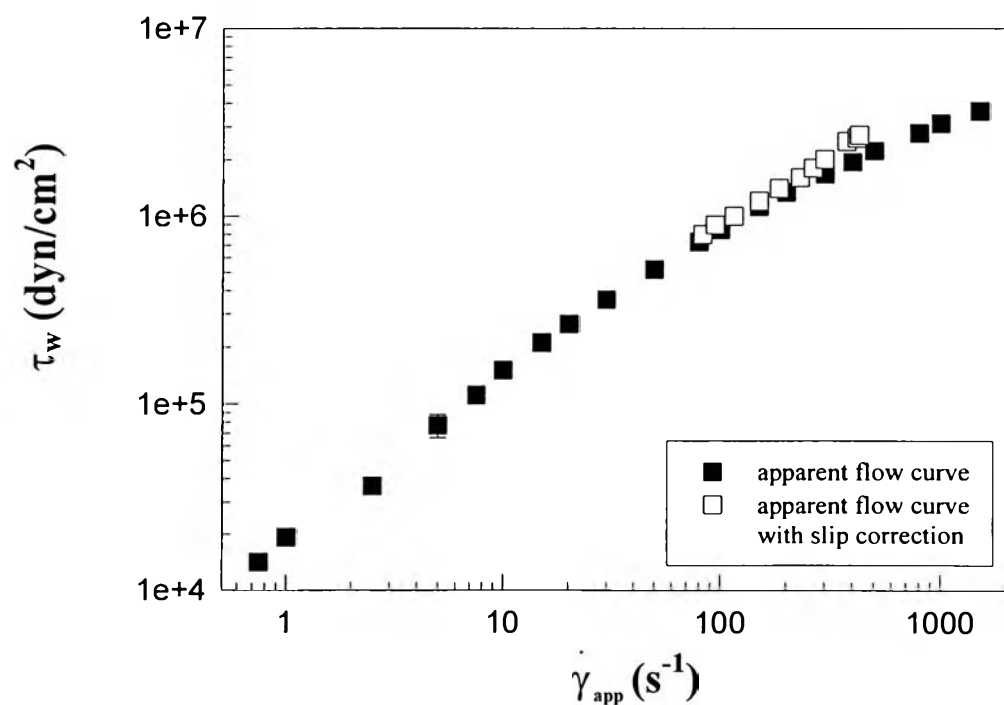


Figure A8 Apparent flow curve with slip correction for H5840B HDPE at the temperature of 200 °C.

APPENDIX B

B.1 Rheological Characterization

- 1) The storage modulus of H5604F HDPE as a function of frequency (transducer 2 and 25-mm cone diameter) at strain amplitude equal to 10 and at various temperatures (Figure 4.1)

Frequency (rad/s)	G' (dyn/cm ²)			
	160 °C	180 °C	190 °C	200 °C
1.00E-01	6.14E+04	5.43E+04	5.35E+04	3.32E+04
1.58E-01	7.71E+04	7.93E+04	7.12E+04	4.98E+04
2.51E-01	1.21E+05	1.06E+05	9.67E+04	6.99E+04
3.98E-01	1.26E+05	1.41E+05	1.24E+05	9.83E+04
6.31E-01	1.92E+05	1.82E+05	1.60E+05	1.33E+05
1.00E+00	2.30E+05	2.34E+05	2.03E+05	1.77E+05
1.58E+00	2.95E+05	2.97E+05	2.57E+05	2.31E+05
2.51E+00	3.76E+05	3.77E+05	3.21E+05	3.02E+05
3.98E+00	4.80E+05	4.71E+05	3.99E+05	3.93E+05
6.31E+00	6.05E+05	5.86E+05	4.93E+05	5.03E+05
1.00E+01	7.53E+05	7.23E+05	6.04E+05	6.36E+05
1.58E+01	9.28E+05	8.83E+05	7.33E+05	7.95E+05
2.51E+01	1.13E+05	1.07E+05	8.80E+05	9.81E+05
3.98E+01	1.36E+05	1.28E+05	1.05E+05	1.20E+05
6.31E+01	1.61E+05	1.52E+05	1.24E+05	1.45E+05
1.00E+02	1.91E+05	1.79E+05	1.46E+05	1.74E+05

- 2) The loss modulus of H5604F HDPE as a function of frequency (transducer 2 and 25-mm cone diameter) at strain amplitude equal to 10 and at various temperatures (Figure 4.2)

Frequency (rad/s)	G" (dyn/cm ²)			
	160 °C	180 °C	190 °C	200 °C
1.00E-01	7.36E+04	6.67E+04	5.68E+04	5.24E+04
1.58E-01	9.95E+04	8.63E+04	7.40E+04	7.13E+04
2.51E-01	1.25E+05	1.12E+05	9.33E+04	9.44E+04
3.98E-01	1.05E+05	1.39E+05	1.16E+05	1.22E+05
6.31E-01	1.59E+05	1.72E+05	1.44E+05	1.55E+05
1.00E+00	2.00E+05	2.12E+05	1.77E+05	1.95E+05
1.58E+00	2.43E+05	2.58E+05	2.14E+05	2.41E+05
2.51E+00	2.91E+05	3.13E+05	2.56E+05	2.97E+05
3.98E+00	3.47E+05	3.72E+05	3.05E+05	3.60E+05
6.31E+00	4.11E+05	4.37E+05	3.58E+05	4.31E+05
1.00E+01	4.83E+05	5.06E+05	4.13E+05	5.07E+05
1.58E+01	5.57E+05	5.78E+05	4.73E+05	5.87E+05
2.51E+01	6.35E+05	6.55E+05	5.35E+05	6.71E+05
3.98E+01	7.15E+05	7.35E+05	6.00E+05	7.61E+05
6.31E+01	7.93E+05	8.16E+05	6.66E+05	8.54E+05
1.00E+02	8.75E+05	8.97E+05	7.33E+05	9.48E+05

- 3) The storage modulus of H5690S HDPE as a function of frequency (transducer 2 and 25-mm cone diameter) at strain amplitude equal to 10 and at various temperatures (Figure 4.3)

Frequency (rad/s)	G' (dyn/cm ²)				
	140 °C	160 °C	180 °C	190 °C	200 °C
1.00E-01	6.19E+03	4.31E+03	1.15E+04	8.46E+03	6.89E+03
1.58E-01	9.67E+03	6.94E+03	1.79E+04	1.35E+04	9.82E+03
2.51E-01	1.61E+04	1.10E+04	2.65E+04	1.97E+04	1.41E+04
3.98E-01	2.56E+04	1.75E+04	3.81E+04	2.79E+04	2.06E+04
6.31E-01	4.11E+04	2.80E+04	5.42E+04	4.00E+04	2.98E+04
1.00E+00	6.53E+04	4.46E+04	7.65E+04	5.64E+04	4.27E+04
1.58E+00	1.03E+05	7.11E+04	1.08E+05	8.01E+04	6.19E+04
2.51E+00	1.62E+05	1.12E+05	1.51E+05	1.14E+05	9.11E+04
3.98E+00	2.49E+05	1.79E+05	2.12E+05	1.62E+05	1.34E+05
6.31E+00	3.83E+05	2.78E+05	2.93E+05	2.31E+05	1.97E+05
1.00E+01	5.71E+05	4.15E+05	4.01E+05	3.26E+05	2.85E+05
1.58E+01	8.22E+05	6.05E+05	5.41E+05	4.48E+05	4.07E+05
2.51E+01	1.15E+05	8.59E+05	7.22E+05	6.08E+05	5.73E+05
3.98E+01	1.57E+05	1.19E+05	9.56E+05	8.13E+05	7.96E+05
6.31E+01	2.10E+05	1.62E+05	1.25E+05	1.08E+05	1.09E+05
1.00E+02	2.76E+05	2.17E+05	1.64E+05	1.41E+05	1.48E+05

- 4) The loss modulus of H5690S HDPE as a function of frequency (transducer 2 and 25-mm cone diameter) at strain amplitude equal to 10 and at various temperatures (Figure 4.4)

Frequency (rad/s)	G' (dyn/cm ²)				
	140 °C	160 °C	180 °C	190 °C	200 °C
1.00E-01	2.56E+04	1.80E+04	2.46E+04	1.90E+04	1.56E+04
1.58E-01	3.74E+04	2.66E+04	3.45E+04	2.68E+04	2.17E+04
2.51E-01	5.51E+04	3.90E+04	4.77E+04	3.64E+04	3.02E+04
3.98E-01	7.95E+04	5.70E+04	6.46E+04	5.00E+04	4.31E+04
6.31E-01	1.14E+05	8.30E+04	8.66E+04	6.79E+04	6.11E+04
1.00E+00	1.63E+05	1.19E+05	1.16E+05	9.20E+04	8.52E+04
1.58E+00	2.30E+05	1.70E+05	1.55E+05	1.24E+05	1.19E+05
2.51E+00	3.20E+05	2.40E+05	2.07E+05	1.67E+05	1.66E+05
3.98E+00	4.41E+05	3.38E+05	2.74E+05	2.24E+05	2.29E+05
6.31E+00	5.96E+05	4.67E+05	3.60E+05	2.99E+05	3.15E+05
1.00E+01	7.88E+05	6.26E+05	4.67E+05	3.95E+05	4.27E+05
1.58E+01	1.01E+06	8.15E+05	5.95E+05	5.12E+05	5.66E+05
2.51E+01	1.27E+06	1.04E+06	7.54E+05	6.52E+05	7.37E+05
3.98E+01	1.55E+06	1.29E+06	9.45E+05	8.17E+05	9.38E+05
6.31E+01	1.84E+06	1.56E+06	1.16E+06	1.01E+06	1.17E+06
1.00E+02	2.13E+06	1.85E+06	1.41E+06	1.23E+06	1.44E+06

- 5) The storage modulus of H5840B HDPE as a function of frequency (transducer 2 and 25-mm cone diameter) at strain amplitude equal to 10 and at various temperatures (Figure 4.5)

Frequency (rad/s)	G' (dyn/cm ²)				
	128 °C	160 °C	180 °C	190 °C	200 °C
1.00E-01	6.94E+02	4.20E+02	6.43E+02	5.01E+02	3.02E+02
1.58E-01	2.36E+03	6.21E+02	1.26E+03	1.38E+03	6.14E+02
2.51E-01	4.53E+03	1.28E+03	1.55E+03	1.58E+03	1.15E+03
3.98E-01	7.11E+03	2.27E+03	2.43E+03	2.75E+03	1.96E+03
6.31E-01	1.28E+04	4.08E+03	4.09E+03	4.14E+03	3.26E+03
1.00E+00	2.12E+04	7.21E+03	6.55E+03	6.60E+03	5.37E+03
1.58E+00	3.82E+04	1.25E+04	1.04E+04	1.03E+04	8.83E+03
2.51E+00	6.32E+04	2.15E+04	1.65E+04	1.60E+04	1.43E+04
3.98E+00	1.03E+05	3.67E+04	2.63E+04	2.55E+04	2.30E+04
6.31E+00	1.67E+05	6.26E+04	4.13E+04	3.97E+04	3.69E+04
1.00E+01	2.65E+05	1.08E+05	6.43E+04	6.16E+04	5.95E+04
1.58E+01	4.16E+05	1.73E+05	9.98E+04	9.52E+04	9.45E+04
2.51E+01	6.60E+05	2.66E+05	1.53E+05	1.46E+05	1.44E+05
3.98E+01	9.84E+05	4.00E+05	2.30E+05	2.21E+05	2.14E+05
6.31E+01	1.41E+06	5.87E+05	3.52E+05	3.40E+05	3.14E+05
1.00E+02	1.97E+06	8.46E+05	5.33E+05	5.25E+05	4.54E+05

- 6) The loss modulus of HDPE as a function of frequency (transducer 2 and 25-mm cone diameter) at strain amplitude equal to 10 and at various temperatures (Figure 4.6)

Frequency (rad/s)	G'' (dyn/cm ²)				
	128 °C	160 °C	180 °C	190 °C	200 °C
1.00E-01	1.21E+04	4.40E+03	3.36E+03	3.33E+03	2.71E+03
1.58E-01	1.72E+04	6.70E+03	4.66E+03	4.91E+03	4.19E+03
2.51E-01	2.66E+04	1.02E+04	6.98E+03	7.32E+03	6.30E+03
3.98E-01	4.06E+04	1.56E+04	1.11E+04	1.08E+04	9.51E+03
6.31E-01	6.00E+04	2.35E+04	1.65E+04	1.59E+04	1.42E+04
1.00E+00	8.94E+04	3.53E+04	2.41E+04	2.36E+04	2.09E+04
1.58E+00	1.31E+05	5.29E+04	3.54E+04	3.45E+04	3.07E+04
2.51E+00	1.89E+05	7.83E+04	5.14E+04	5.00E+04	4.46E+04
3.98E+00	2.69E+05	1.15E+05	7.36E+04	7.16E+04	6.45E+04
6.31E+00	3.77E+05	1.68E+05	1.05E+05	1.02E+05	9.28E+04
1.00E+01	5.22E+05	2.45E+05	1.47E+05	1.44E+05	1.33E+05
1.58E+01	7.12E+05	3.45E+05	2.04E+05	2.00E+05	1.90E+05
2.51E+01	9.63E+05	4.73E+05	2.78E+05	2.76E+05	2.64E+05
3.98E+01	1.26E+05	6.30E+05	3.76E+05	3.74E+05	3.60E+05
6.31E+01	1.60E+05	8.23E+05	5.05E+05	5.06E+05	4.83E+05
1.00E+02	1.99E+05	1.05E+05	6.69E+05	6.78E+05	6.37E+05

- 7) The storage modulus of H5818J HDPE as a function of frequency (transducer 2 and 25-mm cone diameter) at strain amplitude equal to 10 and at various temperatures (Figure 4.7)

Frequency (rad/s)	G' (dyn/cm ²)				
	140 °C	150 °C	160 °C	180 °C	200 °C
1.00E-01	1.51E+02	1.12E+02	8.74E+01	1.48E+02	7.87E+01
1.58E-01	2.46E+02	1.89E+02	2.36E+02	1.03E+02	8.37E+01
2.51E-01	3.67E+02	3.28E+02	3.23E+02	2.21E+02	1.90E+02
3.98E-01	6.24E+02	5.86E+02	5.03E+02	3.84E+02	3.08E+02
6.31E-01	1.04E+03	9.21E+02	9.00E+02	6.57E+02	5.33E+02
1.00E+00	1.74E+03	1.60E+03	1.58E+03	1.09E+03	8.90E+02
1.58E+00	2.97E+03	2.69E+03	2.61E+03	1.88E+03	1.51E+03
2.51E+00	4.97E+03	4.51E+03	4.40E+03	3.15E+03	2.50E+03
3.98E+00	8.24E+03	7.52E+03	7.35E+03	5.29E+03	4.17E+03
6.31E+00	1.37E+04	1.25E+04	1.24E+04	8.86E+03	6.97E+03
1.00E+01	2.37E+04	2.09E+04	2.18E+04	1.51E+04	1.19E+04
1.58E+01	4.38E+04	3.76E+04	3.99E+04	2.76E+04	2.12E+04
2.51E+01	7.49E+04	6.84E+04	6.58E+04	4.91E+04	3.75E+04
3.98E+01	1.16E+05	1.07E+05	1.03E+05	7.82E+04	6.07E+04
6.31E+01	1.74E+05	1.63E+05	1.57E+05	1.21E+05	9.42E+04
1.00E+02	2.59E+05	2.43E+05	2.37E+05	1.85E+05	1.44E+05

- 8) The loss modulus of H5818J HDPE as a function of frequency (transducer 2 and 25-mm cone diameter) at strain amplitude equal to 10 and at various temperatures (Figure 4.8)

Frequency (rad/s)	G'' (dyn/cm ²)				
	140 °C	150 °C	160 °C	180 °C	200 °C
1.00E-01	1.09E+03	1.04E+03	1.06E+03	8.36E+02	6.30E+02
1.58E-01	1.66E+03	1.57E+03	1.60E+03	1.25E+03	9.82E+02
2.51E-01	2.56E+03	2.43E+03	2.44E+03	1.88E+03	1.50E+03
3.98E-01	3.87E+03	3.69E+03	3.80E+03	2.92E+03	2.29E+03
6.31E-01	5.89E+03	5.57E+03	5.71E+03	4.40E+03	3.51E+03
1.00E+00	8.83E+03	8.41E+03	8.67E+03	6.66E+03	5.29E+03
1.58E+00	1.32E+04	1.26E+04	1.30E+04	1.01E+04	8.03E+03
2.51E+00	1.97E+04	1.88E+04	1.95E+04	1.51E+04	1.21E+04
3.98E+00	2.92E+04	2.80E+04	2.90E+04	2.26E+04	1.80E+04
6.31E+00	4.33E+04	4.15E+04	4.33E+04	3.37E+04	2.68E+04
1.00E+01	6.49E+04	6.15E+04	6.54E+04	5.04E+04	4.03E+04
1.58E+01	9.94E+04	9.33E+04	9.98E+04	7.68E+04	6.12E+04
2.51E+01	1.48E+05	1.42E+05	1.47E+05	1.16E+05	9.24E+04
3.98E+01	2.08E+05	2.02E+05	2.10E+05	1.68E+05	1.34E+05
6.31E+01	2.86E+05	2.80E+05	2.92E+05	2.38E+05	1.90E+05
1.00E+02	3.88E+05	3.81E+05	4.01E+05	3.31E+05	2.66E+05

- 9) Horizontal shift factor, a_T , and vertical shift factor, b_T , as a function of temperature of H5604F HDPE at the reference temperature of 160 °C

Temperature (°C)	a_T	b_T
160	1.00	1.00
180	0.57	0.87
190	0.53	0.68
200	0.31	0.66

- 10) Horizontal shift factor, a_T , and vertical shift factor, b_T , as a function of temperature of H5604F HDPE at the reference temperature of 180 °C

Temperature (°C)	a_T	b_T
160	1.76	1.15
180	1.00	1.00
190	0.94	0.78
200	0.55	0.75

- 11) Horizontal shift factor, a_T , and vertical shift factor, b_T , as a function of temperature of H5604F HDPE at the reference temperature of 200 °C

Temperature (°C)	a_T	b_T
160	3.22	1.52
180	1.83	1.33
190	1.71	1.04
200	1.00	1.00

- 12) Horizontal shift factor, a_T , and vertical shift factor, b_T , as a function of temperature of H5690S HDPE at the reference temperature of 180 °C

Temperature (°C)	a_T	b_T
140	4.84	1.93
160	3.88	2.20
180	1.00	1.00
190	0.29	0.17
200	0.19	0.19

- 13) Horizontal shift factor, a_T , and vertical shift factor, b_T , as a function of temperature of H5840B HDPE at the reference temperature of 160 °C

Temperature (°C)	a_T	b_T
140	1.44	0.41
160	1.00	1.00
180	0.96	0.44
190	0.94	0.77
200	0.88	0.77

- 14) Horizontal shift factor, a_T , and vertical shift factor, b_T , as a function of temperature of H5840B HDPE at the reference temperature of 180 °C

Temperature (°C)	a_T	b_T
140	1.53	0.53
160	1.02	0.57
180	1.00	1.00
190	0.93	1.00
200	1.07	1.30

- 15) Horizontal shift factor, a_T , and vertical shift factor, b_T , as a function of temperature of H5840B HDPE at the reference temperature of 200 °C

Temperature (°C)	a_T	b_T
140	1.44	0.41
160	0.96	0.44
180	0.94	0.77
190	0.88	0.77
200	1.00	1.00

- 16) Horizontal shift factor, a_T , and vertical shift factor, b_T , as a function of temperature of H5818J HDPE at the reference temperature of 180 °C

Temperature (°C)	a_T	b_T
140	2.35	1.46
150	1.81	1.25
160	1.40	0.99
180	1.00	1.00
200	0.96	1.26

17) Master curve of H5604F HDPE at the reference temperature of 160 °C
(Figure 4.9)

Frequency (rad/s)	G' (dyn/cm ²)	G'' (dyn/cm ²)
1.00E-01	3.32E+04	5.24E+04
1.58E-01	4.98E+04	7.13E+04
1.82E-01	6.34E+04	7.79E+04
1.95E-01	7.82E+04	8.30E+04
2.51E-01	6.99E+04	9.44E+04
2.89E-01	9.27E+04	1.01E+05
3.09E-01	1.04E+05	1.08E+05
3.98E-01	9.83E+04	1.22E+05
4.58E-01	1.24E+05	1.31E+05
4.89E-01	1.42E+05	1.36E+05
6.31E-01	1.33E+05	1.55E+05
7.26E-01	1.64E+05	1.63E+05
7.76E-01	1.81E+05	1.70E+05
1.00E+00	1.77E+05	1.95E+05
1.15E+00	2.13E+05	2.01E+05
1.23E+00	2.34E+05	2.11E+05
1.58E+00	2.31E+05	2.41E+05
1.82E+00	2.73E+05	2.48E+05
1.95E+00	2.97E+05	2.58E+05
2.51E+00	3.02E+05	2.97E+05
2.89E+00	3.47E+05	3.01E+05
3.09E+00	3.76E+05	3.13E+05
3.98E+00	3.93E+05	3.60E+05

Frequency (rad/s)	G' (dyn/cm ²)	G'' (dyn/cm ²)
1.00E+01	6.36E+05	5.07E+05
1.15E+01	6.85E+05	5.10E+05
1.23E+01	7.21E+05	5.23E+05
1.58E+01	7.95E+05	5.87E+05
1.82E+01	8.44E+05	5.91E+05
1.95E+01	8.83E+05	6.05E+05
2.51E+01	9.81E+05	6.71E+05
2.89E+01	1.03E+06	6.75E+05
3.09E+01	1.07E+06	6.91E+05
3.98E+01	1.20E+06	7.61E+05
4.58E+01	1.25E+06	7.65E+05
4.89E+01	1.29E+06	7.83E+05
6.31E+01	1.45E+06	8.54E+05
7.26E+01	1.49E+06	8.58E+05
7.76E+01	1.53E+06	8.77E+05
1.00E+02	1.74E+06	9.48E+05
1.15E+02	1.77E+06	9.52E+05
1.23E+02	1.82E+06	9.74E+05
1.82E+02	2.09E+06	1.05E+06
1.95E+02	2.14E+06	1.07E+06

18) Master curve of H5604F HDPE at the reference temperature of 180 °C
(Figure 4.10)

Frequency (rad/s)	G' (dyn/cm ²)	G'' (dyn/cm ²)
3.11E-02	2.13E+04	3.37E+04
4.93E-02	3.20E+04	4.58E+04
5.32E-02	3.78E+04	4.65E+04
5.68E-02	4.67E+04	4.96E+04
7.81E-02	4.49E+04	6.07E+04
8.43E-02	5.53E+04	6.02E+04
9.00E-02	6.22E+04	6.46E+04
1.00E-01	6.14E+04	7.36E+04
1.24E-01	6.32E+04	7.81E+04
1.34E-01	7.41E+04	7.80E+04
1.43E-01	8.45E+04	8.15E+04
1.59E-01	7.71E+04	9.95E+04
1.96E-01	8.52E+04	9.98E+04
2.12E-01	9.81E+04	9.72E+04
2.26E-01	1.08E+05	1.01E+05
2.51E-01	1.21E+05	1.25E+05
3.11E-01	1.14E+05	1.26E+05
3.36E-01	1.27E+05	1.20E+05
3.58E-01	1.40E+05	1.26E+05
3.98E-01	1.26E+05	1.05E+05
4.93E-01	1.49E+05	1.55E+05
5.32E-01	1.63E+05	1.48E+05
5.68E-01	1.77E+05	1.54E+05

Frequency (rad/s)	G' (dyn/cm ²)	G'' (dyn/cm ²)
6.31E-01	1.92E+05	1.59E+05
7.81E-01	1.94E+05	1.91E+05
8.43E-01	2.07E+05	1.80E+05
9.00E-01	2.24E+05	1.87E+05
1.00E+00	2.30E+05	2.00E+05
1.24E+00	2.53E+05	2.32E+05
2.51E+00	3.76E+05	2.91E+05
3.11E+00	4.09E+05	3.26E+05
3.36E+00	4.09E+05	3.05E+05
3.58E+00	4.30E+05	3.12E+05
3.98E+00	4.80E+05	3.47E+05
4.93E+00	5.11E+05	3.78E+05
5.32E+00	5.04E+05	3.53E+05
5.68E+00	5.27E+05	3.61E+05
6.31E+00	6.05E+05	4.11E+05
7.81E+00	6.31E+05	4.32E+05
8.43E+00	6.15E+05	4.03E+05
9.00E+00	6.40E+05	4.13E+05
1.00E+01	7.53E+05	4.83E+05
1.24E+01	7.69E+05	4.89E+05
1.34E+01	7.43E+05	4.57E+05
1.43E+01	7.69E+05	4.67E+05
1.58E+01	9.28E+05	5.57E+05

19) Master curve of H5604F HDPE at the reference temperature of 200 °C
(Figure 4.11)

Frequency (rad/s)	G' (dyn/cm ²)	G'' (dyn/cm ²)	Frequency (rad/s)	G' (dyn/cm ²)	G'' (dyn/cm ²)
1.00E-01	2.13E+04	3.37E+04	2.51E+00	1.94E+05	1.91E+05
1.59E-01	3.20E+04	4.58E+04	2.71E+00	2.07E+05	1.80E+05
1.71E-01	3.78E+04	4.65E+04	2.89E+00	2.24E+05	1.87E+05
1.83E-01	4.67E+04	4.96E+04	3.22E+00	2.30E+05	2.00E+05
2.51E-01	4.49E+04	6.07E+04	3.98E+00	2.53E+05	2.32E+05
2.71E-01	5.53E+04	6.02E+04	7.27E+00	3.49E+05	2.66E+05
2.89E-01	6.22E+04	6.46E+04	8.08E+00	3.76E+05	2.91E+05
3.22E-01	6.14E+04	7.36E+04	1.00E+01	4.09E+05	3.26E+05
3.98E-01	6.32E+04	7.81E+04	1.08E+01	4.09E+05	3.05E+05
4.30E-01	7.41E+04	7.80E+04	1.15E+01	4.30E+05	3.12E+05
4.59E-01	8.45E+04	8.15E+04	1.28E+01	4.80E+05	3.47E+05
5.10E-01	7.71E+04	9.95E+04	1.58E+01	5.11E+05	3.78E+05
6.31E-01	8.52E+04	9.98E+04	1.71E+01	5.04E+05	3.53E+05
6.81E-01	9.81E+04	9.72E+04	1.83E+01	5.27E+05	3.61E+05
7.27E-01	1.08E+05	1.01E+05	2.03E+01	6.05E+05	4.11E+05
8.08E-01	1.21E+05	1.25E+05	7.81E+00	6.31E+05	4.32E+05
1.00E+00	1.14E+05	1.26E+05	8.43E+00	6.15E+05	4.03E+05
1.08E+00	1.27E+05	1.20E+05	9.00E+00	6.40E+05	4.13E+05
1.15E+00	1.40E+05	1.26E+05	1.00E+01	7.53E+05	4.83E+05
1.28E+00	1.26E+05	1.05E+05	1.24E+01	7.69E+05	4.89E+05
1.58E+00	1.49E+05	1.55E+05	1.34E+01	7.43E+05	4.57E+05
1.71E+00	1.63E+05	1.48E+05	1.43E+01	7.69E+05	4.67E+05
1.83E+00	1.77E+05	1.54E+05	1.58E+01	9.28E+05	5.57E+05
2.03E+00	1.92E+05	1.59E+05	1.96E+01	9.31E+05	5.49E+05

20) Master curve of H5690S HDPE at the reference temperature of 180 °C
(Figure 4.12)

Frequency (rad/s)	G' (dyn/cm ²)	G'' (dyn/cm ²)
1.95E-02	8.77E+02	3.37E+04
2.86E-02	1.23E+03	4.58E+04
3.08E-02	1.41E+03	4.65E+04
4.53E-02	1.93E+03	4.96E+04
4.89E-02	2.23E+03	6.07E+04
7.18E-02	3.21E+03	6.02E+04
7.75E-02	3.55E+03	6.46E+04
1.00E-01	6.89E+03	7.36E+04
1.14E-01	5.11E+03	7.81E+04
1.23E-01	5.69E+03	7.80E+04
1.59E-01	9.82E+03	8.15E+04
1.80E-01	8.21E+03	9.95E+04
1.95E-01	9.07E+03	9.98E+04
2.51E-01	1.41E+04	9.72E+04
2.86E-01	1.30E+04	1.01E+05
3.08E-01	1.45E+04	1.25E+05
3.88E-01	1.91E+04	1.26E+05
3.98E-01	2.06E+04	1.20E+05
4.53E-01	2.06E+04	1.26E+05
4.84E-01	2.32E+04	1.05E+05
4.89E-01	2.29E+04	1.55E+05
6.15E-01	3.04E+04	1.48E+05
6.31E-01	2.98E+04	1.54E+05
7.18E-01	3.23E+04	1.59E+05

Frequency (rad/s)	G' (dyn/cm ²)	G'' (dyn/cm ²)
7.67E-01	3.60E+04	1.91E+05
7.75E-01	3.64E+04	1.80E+05
9.75E-01	4.43E+04	1.87E+05
1.00E+00	4.27E+04	2.00E+05
1.14E+00	4.98E+04	2.32E+05
1.93E+00	7.67E+04	1.30E+05
1.95E+00	8.45E+04	1.27E+05
2.45E+00	9.01E+04	1.53E+05
2.51E+00	9.11E+04	1.66E+05
2.86E+00	1.14E+05	1.57E+05
3.05E+00	1.09E+05	1.75E+05
3.08E+00	1.23E+05	1.66E+05
3.88E+00	1.27E+05	2.07E+05
3.98E+00	1.34E+05	2.29E+05
4.53E+00	1.64E+05	2.03E+05
4.84E+00	1.54E+05	2.34E+05
4.89E+00	1.75E+05	2.11E+05
6.15E+00	1.80E+05	2.80E+05
6.31E+00	1.97E+05	3.15E+05
7.18E+00	2.29E+05	2.53E+05
7.67E+00	2.17E+05	3.13E+05
7.75E+00	2.42E+05	2.62E+05
9.75E+00	2.56E+05	3.77E+05
1.00E+01	2.85E+05	4.27E+05

21) Master curve of H5840B HDPE at the reference temperature of 160 °C
(Figure 4.13)

Frequency (rad/s)	G' (dyn/cm ²)	G'' (dyn/cm ²)
8.75E-02	3.93E+02	2.61E+03
9.39E-02	5.17E+02	2.70E+03
9.58E-02	2.01E+02	2.11E+03
1.00E-01	3.02E+02	2.71E+03
1.39E-01	1.08E+03	3.85E+03
1.49E-01	1.01E+03	3.74E+03
1.52E-01	2.97E+02	3.21E+03
1.55E-01	1.98E+02	3.46E+03
1.59E-01	6.14E+02	4.19E+03
2.20E-01	1.24E+03	5.74E+03
2.36E-01	1.25E+03	5.61E+03
2.41E-01	6.13E+02	4.87E+03
2.46E-01	6.72E+02	4.90E+03
2.51E-01	1.15E+03	6.30E+03
3.48E-01	2.16E+03	8.45E+03
3.74E-01	1.96E+03	8.96E+03
3.81E-01	1.09E+03	7.47E+03
3.89E-01	1.29E+03	7.60E+03
3.98E-01	1.96E+03	9.51E+03
5.52E-01	3.25E+03	1.25E+04
5.92E-01	3.28E+03	1.33E+04
6.05E-01	1.95E+03	1.13E+04
6.17E-01	2.03E+03	1.16E+04
6.31E-01	3.26E+03	1.42E+04

Frequency (rad/s)	G' (dyn/cm ²)	G'' (dyn/cm ²)
1.39E+00	8.04E+03	2.70E+04
1.49E+00	8.33E+03	2.84E+04
1.52E+00	5.99E+03	2.53E+04
1.55E+00	6.05E+03	2.55E+04
1.58E+00	8.83E+03	3.07E+04
2.20E+00	1.25E+04	3.92E+04
2.36E+00	1.33E+04	4.13E+04
2.41E+00	1.03E+04	3.75E+04
2.46E+00	1.09E+04	3.73E+04
2.51E+00	1.43E+04	4.46E+04
3.48E+00	2.00E+04	5.61E+04
3.74E+00	2.11E+04	5.91E+04
3.81E+00	1.76E+04	5.51E+04
3.89E+00	1.81E+04	5.40E+04
3.98E+00	2.30E+04	6.45E+04
5.52E+00	3.11E+04	7.99E+04
5.92E+00	3.32E+04	8.43E+04
6.04E+00	3.00E+04	8.05E+04
6.17E+00	2.95E+04	7.67E+04
6.31E+00	3.69E+04	9.28E+04
8.75E+00	4.82E+04	1.13E+05
9.39E+00	5.17E+04	1.18E+05
9.58E+00	5.16E+04	1.17E+05
9.78E+00	4.75E+04	1.08E+05

22) Master curve of H5840B HDPE at the reference temperature of 180 °C
(Figure 4.14)

Frequency (rad/s)	G' (dyn/cm ²)	G'' (dyn/cm ²)
9.32E-02	3.93E+02	2.61E+03
1.00E-01	5.17E+02	2.70E+03
1.02E-01	2.01E+02	2.11E+03
1.07E-01	3.02E+02	2.71E+03
1.48E-01	1.08E+03	3.85E+03
1.59E-01	1.01E+03	3.74E+03
1.62E-01	2.97E+02	3.21E+03
1.65E-01	1.98E+02	3.46E+03
1.69E-01	6.14E+02	4.19E+03
2.34E-01	1.24E+03	5.74E+03
2.51E-01	1.25E+03	5.61E+03
2.56E-01	6.13E+02	4.87E+03
2.62E-01	6.72E+02	4.90E+03
2.68E-01	1.15E+03	6.30E+03
3.71E-01	2.16E+03	8.45E+03
3.98E-01	1.96E+03	8.96E+03
4.06E-01	1.09E+03	7.47E+03
4.15E-01	1.29E+03	7.60E+03
4.24E-01	1.96E+03	9.51E+03

Frequency (rad/s)	G' (dyn/cm ²)	G'' (dyn/cm ²)
1.48E+00	8.04E+03	2.70E+04
1.58E+00	8.33E+03	2.84E+04
1.62E+00	5.99E+03	2.53E+04
1.65E+00	6.05E+03	2.55E+04
1.69E+00	8.83E+03	3.07E+04
2.34E+00	1.25E+04	3.92E+04
2.51E+00	1.33E+04	4.13E+04
2.56E+00	1.03E+04	3.75E+04
2.62E+00	1.09E+04	3.73E+04
2.68E+00	1.43E+04	4.46E+04
3.71E+00	2.00E+04	5.61E+04
3.98E+00	2.11E+04	5.91E+04
4.06E+00	1.76E+04	5.51E+04
4.15E+00	1.81E+04	5.40E+04
4.24E+00	2.30E+04	6.45E+04
5.88E+00	3.11E+04	7.99E+04
6.31E+00	3.32E+04	8.43E+04
6.44E+00	3.00E+04	8.05E+04
6.58E+00	2.95E+04	7.67E+04

23) Master curve of H5840B HDPE at the reference temperature of 200 °C
(Figure 4.15)

Frequency (rad/s)	G' (dyn/cm ²)	G'' (dyn/cm ²)
8.75E-02	3.93E+02	2.61E+03
9.39E-02	5.17E+02	2.70E+03
9.58E-02	2.01E+02	2.11E+03
1.00E-01	3.02E+02	2.71E+03
1.39E-01	1.08E+03	3.85E+03
1.49E-01	1.01E+03	3.74E+03
1.52E-01	2.97E+02	3.21E+03
1.55E-01	1.98E+02	3.46E+03
1.59E-01	6.14E+02	4.19E+03
2.20E-01	1.24E+03	5.74E+03
2.36E-01	1.25E+03	5.61E+03
2.41E-01	6.13E+02	4.87E+03
2.46E-01	6.72E+02	4.90E+03
2.51E-01	1.15E+03	6.30E+03
3.48E-01	2.16E+03	8.45E+03
3.74E-01	1.96E+03	8.96E+03
3.81E-01	1.09E+03	7.47E+03
3.89E-01	1.29E+03	7.60E+03
3.98E-01	1.96E+03	9.51E+03
5.52E-01	3.25E+03	1.25E+04
5.92E-01	3.28E+03	1.33E+04
6.05E-01	1.95E+03	1.13E+04
6.17E-01	2.03E+03	1.16E+04
6.31E-01	3.26E+03	1.42E+04

Frequency (rad/s)	G' (dyn/cm ²)	G'' (dyn/cm ²)
1.39E+00	8.04E+03	2.70E+04
1.49E+00	8.33E+03	2.84E+04
1.52E+00	5.99E+03	2.53E+04
1.55E+00	6.05E+03	2.55E+04
1.58E+00	8.83E+03	3.07E+04
2.20E+00	1.25E+04	3.92E+04
2.36E+00	1.33E+04	4.13E+04
2.41E+00	1.03E+04	3.75E+04
2.46E+00	1.09E+04	3.73E+04
2.51E+00	1.43E+04	4.46E+04
3.48E+00	2.00E+04	5.61E+04
3.74E+00	2.11E+04	5.91E+04
3.81E+00	1.76E+04	5.51E+04
3.89E+00	1.81E+04	5.40E+04
3.98E+00	2.30E+04	6.45E+04
5.52E+00	3.11E+04	7.99E+04
5.92E+00	3.32E+04	8.43E+04
6.04E+00	3.00E+04	8.05E+04
6.17E+00	2.95E+04	7.67E+04
6.31E+00	3.69E+04	9.28E+04
8.75E+00	4.82E+04	1.13E+05
9.39E+00	5.17E+04	1.18E+05
9.58E+00	5.16E+04	1.17E+05
9.78E+00	4.75E+04	1.08E+05

24) Master curve of H5818J HDPE at the reference temperature of 180 °C

(Figure 4.16)

Frequency (rad/s)	G' (dyn/cm ²)	G'' (dyn/cm ²)
1.00E-01	7.87E+01	6.30E+02
1.05E-01	1.22E+02	6.93E+02
1.46E-01	7.53E+01	9.16E+02
1.59E-01	8.37E+01	9.82E+02
1.66E-01	8.55E+01	1.03E+03
1.90E-01	1.25E+02	1.16E+03
2.31E-01	2.03E+02	1.38E+03
2.46E-01	2.01E+02	1.45E+03
2.51E-01	1.90E+02	1.50E+03
2.63E-01	1.83E+02	1.56E+03
3.00E-01	2.11E+02	1.75E+03
3.67E-01	2.78E+02	2.10E+03
3.91E-01	3.27E+02	2.21E+03
3.98E-01	3.08E+02	2.29E+03
4.17E-01	3.18E+02	2.42E+03
4.76E-01	3.64E+02	2.70E+03
5.81E-01	4.33E+02	3.27E+03
6.19E-01	4.88E+02	3.40E+03
6.31E-01	5.33E+02	3.51E+03
6.60E-01	5.44E+02	3.64E+03
7.54E-01	6.52E+02	4.11E+03
9.21E-01	7.76E+02	4.91E+03
9.81E-01	8.29E+02	5.14E+03
1.00E+00	8.90E+02	5.29E+03

Frequency (rad/s)	G' (dyn/cm ²)	G'' (dyn/cm ²)
1.66E+00	1.56E+03	8.35E+03
1.89E+00	1.78E+03	9.36E+03
2.31E+00	2.25E+03	1.12E+04
2.46E+00	2.31E+03	1.17E+04
2.51E+00	2.50E+03	1.21E+04
2.63E+00	2.61E+03	1.25E+04
3.00E+00	2.99E+03	1.40E+04
3.67E+00	3.79E+03	1.68E+04
3.90E+00	3.94E+03	1.76E+04
3.98E+00	4.17E+03	1.80E+04
4.17E+00	4.38E+03	1.87E+04
4.76E+00	5.02E+03	2.10E+04
5.81E+00	6.33E+03	2.50E+04
6.19E+00	6.60E+03	2.62E+04
6.31E+00	6.97E+03	2.68E+04
6.60E+00	7.34E+03	2.79E+04
7.54E+00	8.37E+03	3.11E+04
9.21E+00	1.07E+04	3.73E+04
9.81E+00	1.10E+04	3.89E+04
1.00E+01	1.19E+04	4.03E+04
1.05E+01	1.25E+04	4.17E+04
1.20E+01	1.39E+04	4.61E+04
1.46E+01	1.87E+04	5.63E+04
1.55E+01	1.82E+04	5.76E+04

B.2 Apparent Flow Curve

Capillary die no.1860: diameter 1.25 mm, length 50.19 mm, l_c/d_c 40.15

25) The apparent flow curve of four different HDPE (H5604F, H5840B, H5818J and H5690S) melts at the temperature of 180 °C (Figure 4.21)

H5604F HDPE :

$\dot{\gamma}_{ap}$ (s ⁻¹)	1 st τ_w (dyn/cm ²)	2 nd τ_w (dyn/cm ²)	Avg.	Std.
0.25	1.65E+05	1.77E+05	1.71E+05	8.78E+03
0.5	2.36E+05	2.41E+05	2.38E+05	3.51E+03
0.75	3.05E+05	2.82E+05	2.93E+05	1.63E+04
1	3.51E+05	3.28E+05	3.39E+05	1.62E+04
2.5	5.77E+05	5.65E+05	5.71E+05	8.78E+03
5	7.71E+05	7.40E+05	7.56E+05	2.21E+04
10	1.01E+06	9.77E+05	9.92E+05	2.19E+04
12	1.06E+06	1.08E+06	1.07E+06	1.41E+04
15	1.16E+06	1.17E+06	1.17E+06	7.07E+03
20	1.34E+06	1.37E+06	1.36E+06	2.12E+04
25	1.42E+06	1.40E+06	1.41E+06	1.53E+04
30	1.49E+06	1.48E+06	1.49E+06	7.07E+03
40	1.65E+06	1.63E+06	1.64E+06	1.41E+04
50	1.80E+06	1.77E+06	1.79E+06	2.12E+04
80	2.03E+06	2.03E+06	2.03E+06	0.00E+00
100	2.17E+06	2.20E+06	2.19E+06	2.12E+04
150	2.37E+06	2.39E+06	2.38E+06	1.41E+04
200	2.65E+06	2.71E+06	2.68E+06	4.24E+04
340	2.93E+06	2.89E+06	2.91E+06	2.83E+04
560	2.75E+06	2.86E+06	2.81E+06	7.78E+04
700	3.17E+06	3.30E+06	3.24E+06	9.19E+04
800	3.37E+06	3.03E+06	3.20E+06	2.40E+05
1000	4.02E+06	3.43E+06	3.73E+06	4.17E+05
1500	3.63E+06	4.15E+06	3.89E+06	3.68E+05

H5840B HDPE :

$\dot{\gamma}_{ap}$ (s ⁻¹)	1 st τ_w (dyn/cm ²)	2 nd τ_w (dyn/cm ²)	Avg.	Std.
1	3.54E+04	3.64E+04	3.59E+04	7.07E+02
2.5	6.30E+04	6.27E+04	6.29E+04	2.12E+02
5	1.13E+05	1.11E+05	1.12E+05	1.41E+03
7.5	1.48E+05	1.51E+05	1.49E+05	2.12E+03
10	1.82E+05	1.80E+05	1.81E+05	1.41E+03
15	2.43E+05	2.40E+05	2.42E+05	2.12E+03
22	3.19E+05	3.21E+05	3.20E+05	1.41E+03
30	3.92E+05	3.93E+05	3.93E+05	7.07E+02
50	5.97E+05	5.80E+05	5.88E+05	1.24E+04
80	7.69E+05	8.25E+05	7.97E+05	4.01E+04
100	9.06E+05	9.64E+05	9.35E+05	4.12E+04
200	1.28E+06	1.26E+06	1.27E+06	1.24E+04
300	1.55E+06	1.58E+06	7.90E+05	1.12E+06
400	1.75E+06	1.76E+06	1.75E+06	5.49E+03
500	1.93E+06	1.92E+06	1.93E+06	8.72E+03
700	2.03E+06	2.18E+06	2.10E+06	1.11E+05
800	2.18E+06	2.17E+06	2.17E+06	2.95E+03
900	2.18E+06	2.28E+06	2.23E+06	6.85E+04
1000	2.37E+06	2.49E+06	2.43E+06	9.09E+04
1500	2.59E+06	2.68E+06	2.64E+06	5.78E+04

H5818J HDPE :

$\dot{\gamma}_{ap}$ (s ⁻¹)	1 st τ_w (dyn/cm ²)	2 nd τ_w (dyn/cm ²)	Avg.	Std.
1	1.11E+04	1.07E+04	1.09E+04	3.03E+02
2.5	2.20E+04	2.33E+04	2.27E+04	9.08E+02
5	3.74E+04	3.71E+04	3.73E+04	2.42E+02
7.5	4.92E+04	4.83E+04	4.88E+04	6.66E+02
10	6.43E+04	5.95E+04	6.19E+04	3.39E+03
15	8.20E+04	8.36E+04	8.28E+04	1.09E+03
20	1.06E+05	1.03E+05	1.05E+05	1.82E+03
30	1.43E+05	1.46E+05	1.44E+05	1.82E+03
50	2.12E+05	2.13E+05	2.12E+05	4.85E+02
80	3.01E+05	3.03E+05	3.02E+05	1.21E+03
100	3.53E+05	3.53E+05	3.53E+05	0.00E+00
150	4.81E+05	4.90E+05	4.86E+05	6.24E+03
200	5.54E+05	5.91E+05	5.73E+05	2.62E+04
300	7.34E+05	7.30E+05	7.32E+05	2.91E+03
400	8.71E+05	8.73E+05	8.72E+05	1.57E+03
500	1.00E+06	9.99E+05	1.00E+06	1.76E+03
800	1.32E+06	1.31E+06	1.32E+06	9.87E+03
1000	1.48E+06	1.49E+06	1.48E+06	4.72E+03
1500	1.81E+06	1.82E+06	1.81E+06	8.48E+03

H5690S HDPE :

$\gamma_{app} (s^{-1})$	1 st τ_w (dyn/cm ²)	2 nd τ_w (dyn/cm ²)	Avg.	Std.
0.5	3.65E+04	4.74E+04	4.20E+04	7.75E+03
0.75	6.76E+04	7.98E+04	7.37E+04	8.66E+03
1	1.03E+05	1.02E+05	1.03E+05	7.87E+02
2.5	2.12E+05	2.12E+05	2.12E+05	4.84E+02
5	3.58E+05	3.88E+05	3.73E+05	2.16E+04
7.5	4.84E+05	4.88E+05	4.86E+05	2.73E+03
10	5.87E+05	5.94E+05	5.91E+05	4.91E+03
15	7.71E+05	7.79E+05	7.75E+05	5.33E+03
20	9.22E+05	9.42E+05	9.32E+05	1.37E+04
30	1.19E+06	1.21E+06	1.20E+06	1.85E+04
50	1.61E+06	1.65E+06	1.63E+06	2.88E+04
80	2.06E+06	2.15E+06	2.10E+06	6.21E+04
100	2.30E+06	2.41E+06	2.36E+06	8.39E+04
150	2.77E+06	2.79E+06	2.78E+06	1.04E+04
200	3.10E+06	3.12E+06	3.11E+06	1.13E+04
1000	2.73E+06	2.78E+06	2.75E+06	3.46E+04
1500	2.94E+06	2.95E+06	2.94E+06	6.30E+03

26) The apparent flow curve of H5604F HDPE at the different temperatures
(Figure 4.22)

At 160 °C

$\dot{\gamma}_{app}$ (s ⁻¹)	1 st τ_w (dyn/cm ²)	2 nd τ_w (dyn/cm ²)	Avg.	Std.
0.75	3.01E+05	3.24E+05	3.13E+05	1.68E+04
1	4.33E+05	4.08E+05	4.21E+05	1.74E+04
2.5	6.48E+05	6.59E+05	6.54E+05	8.11E+03
5	8.65E+05	8.98E+05	8.82E+05	2.33E+04
7.5	1.02E+06	1.03E+06	1.03E+06	6.00E+03
10	1.14E+06	1.13E+06	1.13E+06	7.63E+03
15	1.36E+06	1.27E+06	1.31E+06	6.04E+04
20	1.46E+06	1.39E+06	1.42E+06	4.86E+04
30	1.67E+06	1.67E+06	1.67E+06	1.21E+03
50	1.94E+06	1.92E+06	1.93E+06	1.42E+04
80	2.15E+06	2.12E+06	2.14E+06	2.14E+04
100	2.36E+06	2.32E+06	2.34E+06	2.34E+04
300	1.90E+06	2.12E+06	2.01E+06	1.53E+05
400	2.43E+06	2.31E+06	2.37E+06	8.46E+04
500	2.64E+06	3.07E+06	2.86E+06	3.04E+05
800	3.49E+06	3.65E+06	3.57E+06	1.15E+05
1000	3.80E+06	3.97E+06	3.88E+06	1.18E+05
1500	4.81E+06	4.34E+06	4.58E+06	3.33E+05

At 200 °C

γ_{ap} (s ⁻¹)	1 st τ_w (dyn/cm ²)	2 nd τ_w (dyn/cm ²)	Avg.	Std.
0.5	1.96E+05	2.19E+05	2.07E+05	1.64E+04
0.75	2.22E+05	2.58E+05	2.40E+05	2.51E+04
1	3.46E+05	2.99E+05	3.23E+05	3.35E+04
2.5	5.23E+05	4.86E+05	5.04E+05	2.61E+04
5	6.92E+05	6.66E+05	6.79E+05	1.81E+04
7.5	8.07E+05	7.78E+05	7.92E+05	2.07E+04
10	8.97E+05	8.63E+05	8.80E+05	2.41E+04
15	9.92E+05	1.10E+06	1.05E+06	7.61E+04
20	1.09E+06	1.22E+06	1.16E+06	8.88E+04
30	1.26E+06	1.40E+06	1.33E+06	1.00E+05
50	1.63E+06	1.63E+06	1.63E+06	3.63E+02
80	1.86E+06	1.88E+06	1.87E+06	1.44E+04
100	1.98E+06	2.00E+06	1.99E+06	1.47E+04
150	2.22E+06	2.20E+06	2.21E+06	1.55E+04
200	2.42E+06	2.35E+06	2.39E+06	4.63E+04
300	2.68E+06	2.66E+06	2.67E+06	1.06E+04
400	2.92E+06	2.96E+06	2.94E+06	2.17E+04
500	2.74E+06	3.13E+06	2.93E+06	2.73E+05
800	2.89E+06	3.21E+06	3.05E+06	2.21E+05
1000	2.93E+06	3.18E+06	3.05E+06	1.73E+05
1500	3.28E+06	3.57E+06	3.42E+06	2.02E+05

27) The apparent flow curve of H5840B HDPE at the different temperatures
(Figure 4.23)

At 160 °C

$\dot{\gamma}_{ap}$ (s ⁻¹)	1 st τ_w (dyn/cm ²)	2 nd τ_w (dyn/cm ²)	Avg.	Std.
1	2.36E+04	2.12E+04	2.24E+04	1.64E+03
2.5	4.79E+04	4.57E+04	4.68E+04	1.51E+03
5	1.07E+05	9.88E+04	1.03E+05	5.57E+03
7.5	1.65E+05	1.55E+05	1.60E+05	7.09E+03
10	2.15E+05	2.07E+05	2.11E+05	6.24E+03
15	3.52E+05	3.50E+05	3.51E+05	1.39E+03
20	4.32E+05	4.32E+05	4.32E+05	4.84E+02
30	5.81E+05	5.77E+05	5.79E+05	3.09E+03
50	8.26E+05	8.27E+05	8.26E+05	7.27E+02
80	1.12E+06	1.12E+06	1.12E+06	7.88E+02
100	1.29E+06	1.28E+06	1.29E+06	8.24E+03
150	1.62E+06	1.64E+06	1.63E+06	1.15E+04
200	1.87E+06	1.88E+06	1.88E+06	3.94E+03
300	2.27E+06	2.28E+06	2.28E+06	4.60E+03
400	2.61E+06	2.59E+06	2.60E+06	1.39E+04
500	2.84E+06	2.86E+06	2.85E+06	1.29E+04
800	3.33E+06	3.36E+06	3.35E+06	2.55E+04

At 200 °C

$\dot{\gamma}_{app}$ (s ⁻¹)	1 st τ_w (dyn/cm ²)	2 nd τ_w (dyn/cm ²)	Avg.	Std.
0.75	1.34E+04	1.50E+04	1.42E+04	1.15E+03
1	1.87E+04	1.98E+04	1.92E+04	7.87E+02
2.5	3.61E+04	3.72E+04	3.66E+04	7.87E+02
5	6.95E+04	8.48E+04	7.72E+04	1.08E+04
7.5	1.04E+05	1.19E+05	1.12E+05	1.02E+04
10	1.49E+05	1.53E+05	1.51E+05	2.48E+03
15	2.12E+05	2.11E+05	2.11E+05	4.84E+02
20	2.70E+05	2.60E+05	2.65E+05	6.84E+03
30	3.65E+05	3.55E+05	3.60E+05	6.96E+03
50	5.32E+05	5.10E+05	5.21E+05	1.55E+04
80	7.38E+05	7.22E+05	7.30E+05	1.17E+04
100	8.58E+05	8.37E+05	8.47E+05	1.49E+04
150	1.14E+06	1.10E+06	1.12E+06	3.07E+04
200	1.36E+06	1.32E+06	1.34E+06	2.77E+04
300	1.70E+06	1.63E+06	1.66E+06	5.51E+04
400	1.91E+06	1.96E+06	1.94E+06	3.48E+04
500	2.17E+06	2.27E+06	2.22E+06	7.09E+04
800	2.74E+06	2.79E+06	2.77E+06	3.72E+04
1000	3.03E+06	2.99E+06	3.01E+06	3.20E+04
1500	3.28E+06	3.14E+06	3.21E+06	1.02E+05

- 28) Step up experiment and step down experiment of H5604F HDPE at the temperature of 180 °C (Figure 4.24)

Step up :

$\dot{\gamma}_{app}$ (s ⁻¹)	1 st $\tau_{w,min}$ (dyn/cm ²)	2 nd $\tau_{w,min}$ (dyn/cm ²)	1 st $\tau_{w,max}$ (dyn/cm ²)	2 nd $\tau_{w,max}$ (dyn/cm ²)
420	2.85E+06	2.89E+06	3.07E+06	3.08E+06
440	2.83E+06	2.87E+06	3.03E+06	3.08E+06
460	2.81E+06	2.85E+06	3.06E+06	3.03E+06
480	2.82E+06	2.87E+06	3.04E+06	3.09E+06

The shear strain rate at the onset

$\dot{\gamma}_{app}$ (s ⁻¹)	$\tau_{w,min}$ (dyn/cm ²)	$\tau_{w,max}$ (dyn/cm ²)
400	2.95E+06	3.12E+06
410	2.91E+06	3.07E+06
405	2.89E+06	3.09E+06
400	2.89E+06	3.10E+06
Avg.	2.91E+06	3.09E+06
Std.	2.73E+04	1.68E+04

The shear strain rate at the terminal

$\dot{\gamma}_{app}$ (s ⁻¹)	$\tau_{w,min}$ (dyn/cm ²)	$\tau_{w,max}$ (dyn/cm ²)
490	2.89E+06	3.06E+06
510	2.94E+06	3.12E+06
500	2.92E+06	3.10E+06
495	2.88E+06	3.05E+06
Avg.	2.91E+06	3.08E+06
Std.	2.65E+04	3.12E+04

Step down :

$\dot{\gamma}_{app} (s^{-1})$	1 st $\tau_{w,min}$ (dyn/cm ²)	2 nd $\tau_{w,min}$ (dyn/cm ²)	1 st $\tau_{w,max}$ (dyn/cm ²)	2 nd $\tau_{w,max}$ (dyn/cm ²)
420	2.90E+06	2.84E+06	3.07E+06	3.11E+06
440	2.86E+06	2.81E+06	3.02E+06	3.07E+06
460	2.86E+06	2.80E+06	3.08E+06	3.03E+06
480	2.81E+06	2.85E+06	3.02E+06	3.05E+06

The shear strain rate at the onset

$\dot{\gamma}_{ap} (s^{-1})$	$\tau_{w,min}$ (dyn/cm ²)	$\tau_{w,max}$ (dyn/cm ²)
400	2.93E+06	3.05E+06
410	2.89E+06	3.11E+06
400	2.85E+06	3.10E+06
400	2.88E+06	3.02E+06
Avg.	2.89E+06	3.07E+06
Std.	3.33E+04	4.22E+04

The shear strain rate at the terminal

$\dot{\gamma}_{app} (s^{-1})$	$\tau_{w,min}$ (dyn/cm ²)	$\tau_{w,max}$ (dyn/cm ²)
490	2.91E+06	3.09E+06
510	2.85E+06	3.04E+06
500	2.90E+06	3.05E+06
505	2.89E+06	3.14E+06
Avg.	2.89E+06	3.08E+06
Std.	2.74E+04	4.32E+04

- 29) The oscillating stress regime of H5604F HDPE at the temperature of 180 °C (Figure 4.25)

H5690S HDPE :

γ_{app} (s ⁻¹)	1 st $\tau_{w,min}$ (dyn/cm ²)	2 nd $\tau_{w,min}$ (dyn/cm ²)	1 st $\tau_{w,max}$ (dyn/cm ²)	2 nd $\tau_{w,max}$ (dyn/cm ²)
300	2.38E+06	2.36E+06	3.35E+06	3.43E+06
400	2.36E+06	2.42E+06	3.40E+06	3.44E+06
500	2.39E+06	2.41E+06	3.43E+06	3.46E+06
600	2.47E+06	2.42E+06	3.50E+06	3.46E+06
700	2.43E+06	2.49E+06	3.51E+06	3.46E+06
800	2.44E+06	2.50E+06	3.53E+06	3.51E+06
900	2.47E+06	2.48E+06	3.54E+06	3.55E+06

The shear strain rate at the onset

γ_{app} (s ⁻¹)	$\tau_{w,min}$ (dyn/cm ²)	$\tau_{w,max}$ (dyn/cm ²)
285	2.37E+06	3.42E+06
275	2.39E+06	3.41E+06
280	2.39E+06	3.38E+06
Avg.	2.38E+06	3.41E+06
Std.	1.26E+04	2.24E+04

The shear strain rate at the terminal

γ_{app} (s ⁻¹)	$\tau_{w,min}$ (dyn/cm ²)	$\tau_{w,max}$ (dyn/cm ²)
1005	2.58E+06	3.62E+06
1005	2.62E+06	3.60E+06
995	2.64E+06	3.61E+06
Avg.	2.61E+06	3.61E+06
Std.	3.03E+04	1.24E+04

- 30) The oscillating stress regime of H5604F HDPE at the different temperatures (Figure 4.26)

At 160 °C :

$\dot{\gamma}_{app}$ (s ⁻¹)	1 st $\tau_{w,min}$ (dyn/cm ²)	2 nd $\tau_{w,min}$ (dyn/cm ²)	1 st $\tau_{w,max}$ (dyn/cm ²)	2 nd $\tau_{w,max}$ (dyn/cm ²)
160	1.81E+06	1.92E+06	2.48E+06	2.56E+06
170	1.86E+06	1.91E+06	2.48E+06	2.41E+06
180	1.85E+06	1.90E+06	2.50E+06	2.46E+06
190	1.83E+06	1.90E+06	2.45E+06	2.51E+06
200	1.86E+06	1.92E+06	2.55E+06	2.42E+06

The shear strain rate at the onset

$\dot{\gamma}_{app}$ (s ⁻¹)	$\tau_{w,min}$ (dyn/cm ²)	$\tau_{w,max}$ (dyn/cm ²)
135	1.79E+06	2.46E+06
150	1.78E+06	2.65E+06
130	1.93E+06	2.52E+06
Avg.	1.83E+06	2.54E+06
Std.	8.31E+04	9.77E+04

The shear strain rate at the terminal

$\dot{\gamma}_{app}$ (s ⁻¹)	$\tau_{w,min}$ (dyn/cm ²)	$\tau_{w,max}$ (dyn/cm ²)
220	1.99E+06	2.63E+06
215	1.79E+06	2.40E+06
225	1.82E+06	2.43E+06
Avg.	1.87E+06	2.48E+06
Std.	1.11E+05	1.25E+05

At 200 °C :

$\dot{\gamma}_{app}$ (s ⁻¹)	1 st $\tau_{w,min}$ (dyn/cm ²)	2 nd $\tau_{w,min}$ (dyn/cm ²)	1 st $\tau_{w,max}$ (dyn/cm ²)	2 nd $\tau_{w,max}$ (dyn/cm ²)
800	3.00E+06	3.02E+06	3.13E+06	3.12E+06
810	2.97E+06	3.00E+06	3.11E+06	3.12E+06
820	2.96E+06	3.00E+06	3.10E+06	3.13E+06
830	2.96E+06	3.00E+06	3.10E+06	3.10E+06
840	2.98E+06	2.99E+06	3.12E+06	3.11E+06

The shear strain rate at the onset

$\dot{\gamma}_{app}$ (s ⁻¹)	$\tau_{w,min}$ (dyn/cm ²)	$\tau_{w,max}$ (dyn/cm ²)
795	2.96E+06	3.17E+06
785	3.03E+06	3.14E+06
790	3.01E+06	3.10E+06
Avg.	3.00E+06	3.13E+06
Std.	3.68E+04	3.65E+04

The shear strain rate at the terminal

$\dot{\gamma}_{app}$ (s ⁻¹)	$\tau_{w,min}$ (dyn/cm ²)	$\tau_{w,max}$ (dyn/cm ²)
840	3.02E+06	3.18E+06
845	2.99E+06	3.12E+06
855	3.00E+06	3.10E+06
Avg.	3.01E+06	3.14E+06
Std.	1.37E+04	4.16E+04

B.3 Wall Slip Determination

31) Slip velocity as a function of shear stress of four different HDPE (H5604F, H5840B, H5818J and H5690S) melts at the temperature of 180 °C (Figure 4.27a-d)

H5604F HDPE		H5840B HDPE		H5818J HDPE		H5690S HDPE	
τ_w (dyn/cm ²)	V_s (mm/s)	τ_w (dyn/cm ²)	V_s (mm/s)	τ_w (dyn/cm ²)	V_s (mm/s)	τ_w (dyn/cm ²)	V_s (mm/s)
1.6E+06	2.7E-01	6.0E+05	5.6E-01	9.8E+05	7.9E+00	1.0E+06	1.6E-01
1.9E+06	5.8E-01	8.0E+05	8.9E-01	1.1E+06	1.1E+01	1.2E+06	2.2E-01
2.4E+06	1.7E+00	1.0E+06	1.4E+00	1.3E+06	1.3E+01	1.4E+06	2.9E-01
2.8E+06	8.9E+00	1.2E+06	2.2E+00	1.3E+06	1.7E+01	1.6E+06	4.1E-01
2.9E+06	1.1E+01	1.5E+06	5.0E+00	1.5E+06	2.6E+01	1.8E+06	7.2E-01
2.9E+06	1.4E+01	2.0E+06	1.4E+01	1.7E+06	7.0E+01	2.0E+06	1.0E+00
3.0E+06	1.7E+01	3.0E+06	3.4E+01	1.9E+06	8.4E+01	2.2E+06	1.5E+00
3.1E+06	2.5E+01	4.0E+06	7.8E+01			2.4E+06	2.1E+00
3.5E+06	3.3E+01	5.0E+06	1.3E+02			2.6E+06	2.5E+00
4.0E+06	4.0E+01					2.8E+06	3.0E+00
						3.0E+06	3.5E+00

32) Slip velocity as a function of shear stress of H5604F HDPE and H5840B HDPE at the temperatures of 160 °C and 200 °C (Figure 4.31-4.32)

H5604F HDPE :**H5840B HDPE :**

160 °C		200 °C		160 °C		200 °C	
τ_w (dyn/cm ²)	V_s (mm/s)	τ_w (dyn/cm ²)	V_s (mm/s)	τ_w (dyn/cm ²)	V_s (mm/s)	τ_w (dyn/cm ²)	V_s (mm/s)
1.2E+06	2.0E-01	1.0E+06	2.0E-01	1.2E+06	1.6E+00	8.0E+05	1.7E+00
1.4E+06	3.5E-01	1.2E+06	3.2E-01	1.4E+06	2.1E+00	9.0E+05	2.2E+00
1.6E+06	6.3E-01	1.4E+06	6.1E-01	1.6E+06	3.1E+00	1.0E+06	2.4E+00
1.8E+06	7.9E-01	1.8E+06	1.1E+00	1.8E+06	3.6E+00	1.2E+06	4.8E+00
2.0E+06	1.1E+00	1.9E+06	1.8E+00	2.0E+06	6.2E+00	1.4E+06	7.2E+00
2.2E+06	2.0E+00	2.1E+06	3.4E+00	2.2E+06	8.9E+00	1.6E+06	9.1E+00
2.4E+06	4.1E+00	2.2E+06	5.1E+00	2.4E+06	1.5E+01	1.8E+06	1.4E+01
2.8E+06	9.9E+00	2.4E+06	9.1E+00	2.6E+06	1.8E+01	2.0E+06	1.7E+01
3.0E+06	3.2E+01	2.6E+06	1.3E+01	2.8E+06	2.3E+01	2.5E+06	4.2E+01
3.2E+06	3.9E+01	2.8E+06	2.3E+01	3.0E+06	2.8E+01	3.0E+06	7.9E+01
3.4E+06	4.9E+01	3.1E+06	3.3E+01			3.5E+06	1.5E+02
3.6E+06	6.1E+01	3.2E+06	4.3E+01				
3.8E+06	6.6E+01						

- 33) The extrapolation length as a function of slip velocity of four different HDPE (H5604F, H5840B, H5818J and H5690S) melts at the temperature of 180 °C (Figure 4.30-31)

H5604F HDPE:

V_s (mm/s)	b_1 (mm)	b_2 (mm)	Avg.	Std.
3.54E-01	1.46E-02	-	-	-
6.28E-01	1.58E-02	-	-	-
7.85E-01	1.40E-02	1.55E-02	1.48E-02	1.03E-03
1.15E+00	1.54E-02	-	-	-
2.02E+00	1.93E-02	-	-	-
4.10E+00	3.06E-02	-	-	-
9.91E+00	5.02E-02	5.01E-02	5.02E-02	5.66E-05
3.16E+01	6.29E-02	-	-	-
3.90E+01	6.17E-02	5.77E-02	5.97E-02	2.86E-03
4.91E+01	5.85E-02	-	-	-
6.13E+01	6.28E-02	-	-	-
6.55E+01	5.72E-02	-	-	-

H5840B HDPE :

V_s (mm/s)	b_1 (mm)	b_2 (mm)	Avg.	Std.
5.61E-01	2.39E-02	2.84E-02	2.62E-02	3.21E-03
8.88E-01	2.21E-02	-	-	-
1.44E+00	2.44E-02	-	-	-
2.18E+00	2.51E-02	-	-	-
5.02E+00	2.87E-02	-	-	-
1.44E+01	5.29E-02	-	-	-
3.45E+01	7.10E-02	8.62E-02	7.86E-02	1.08E-02
7.80E+01	1.19E-01	-	-	-
1.30E+02	1.46E-01	-	-	-

H5818J:

V_s (mm/s)	b_1 (mm)	b_2 (mm)	Std.	Std.
5.88E+00	2.25E-02	-	-	-
9.68E+00	2.50E-02	2.32E-02	2.41E-03	1.25E-03
1.27E+01	2.40E-02	-	-	-
1.71E+01	2.60E-02	-	-	-
2.64E+01	3.65E-02	3.43E-02	3.54E-03	1.53E-03
6.96E+01	7.97E-02	-	-	-
8.40E+01	9.31E-02	-	-	-

H5690S HDPE :

V_s (mm/s)	b_1 (mm)	b_2 (mm)	Avg.	Std.
1.63E-01	7.90E-03	-	-	-
2.21E-01	7.90E-03	8.20E-03	8.15E-03	2.12E-04
2.93E-01	7.90E-03	-	-	-
4.06E-01	9.03E-03	-	-	-
7.17E-01	1.21E-02	-	-	-
1.00E+00	1.46E-02	1.49E-02	1.47E-02	9.26E-03
1.48E+00	1.75E-02	-	-	-
2.11E+00	2.20E-02	-	-	-
2.54E+00	2.20E-02	-	-	-
2.99E+00	2.20E-02	-	-	-
3.53E+00	2.23E-02	-	-	-

34) The extrapolation length as a function of slip velocity for H5604F HDPE at the different temperatures (Figure 4.39)

At 160 °C

V_s (mm/s)	b_1 (mm)	b_2 (mm)	Avg.	Std.
2.65E-01	1.39E-02	1.35E-02	1.37E-02	2.62E-04
5.76E-01	1.40E-02	-	-	-
1.66E+00	1.59E-02	-	-	-
8.91E+00	4.40E-02	4.42E-02	4.41E-02	1.34E-04
1.25E+01	5.72E-02	-	-	-
1.38E+01	5.79E-02	-	-	-
1.70E+01	6.39E-02	6.34E-02	6.37E-02	2.97E-04
2.55E+01	6.80E-02	-	-	-
3.34E+01	6.46E-02	-	-	-
3.84E+01	6.56E-02	-	-	-

At 200 °C

V_s (mm/s)	b_1 (mm)	b_2 (mm)	Avg.	Std.
2.01E-01	1.41E-02	-	-	-
3.17E-01	1.31E-02	1.37E-02	1.34E-02	4.24E-04
6.07E-01	1.45E-02	-	-	-
1.11E+00	1.59E-02	-	-	-
1.77E+00	1.99E-02	-	-	-
3.41E+00	3.21E-02	3.22E-02	3.21E-02	9.19E-05
5.12E+00	3.87E-02	-	-	-
9.12E+00	4.60E-02	-	-	-
1.23E+01	5.68E-02	-	-	-
2.41E+01	5.36E-02	-	-	-
4.18E+01	5.68E-02	5.60E-02	5.64E-02	5.66E-04
5.67E+01	5.59E-02	-	-	-

- 35) The extrapolation length as a function of slip velocity for H5840B HDPE at the different temperatures (Figure 4.40)

At 160 °C

V_s (mm/s)	b_1 (mm)	b_2 (mm)	Avg.	Std.
1.56E+00	1.96E-02	-	-	-
2.05E+00	2.02E-02	2.01E-01	1.11E-01	1.28E-01
3.11E+00	2.39E-02	-	-	-
3.59E+00	2.14E-02	-	-	-
6.24E+00	3.45E-02	-	-	-
8.90E+00	4.10E-02	-	-	-
1.48E+01	6.15E-02	-	-	-
1.80E+01	6.47E-02	-	-	-
2.32E+01	7.24E-02	7.24E-02	7.24E-02	5.66E-05
2.80E+01	7.76E-02	-	-	-

At 200 °C

V_s (mm/s)	b_1 (mm)	b_2 (mm)	Avg.	Std.
1.71E+00	2.07E-02	-	-	-
2.16E+00	2.29E-02	-	-	-
2.40E+00	2.09E-02	2.08E-02	2.08E-02	7.78E-05
4.80E+00	3.20E-02	-	-	-
7.20E+00	3.90E-02	-	-	-
9.05E+00	3.92E-02	-	-	-
1.35E+01	5.12E-02	-	-	-
1.71E+01	5.72E-02	5.72E-02	5.72E-02	4.24E-05
4.22E+01	1.12E-01	-	-	-
7.91E+01	1.89E-01	-	-	-
1.48E+02	3.90E-01	-	-	-

B.4 Normalized Flow Curve

36) Master curve of four HDPE melts of different molecular weight and polydispersity at the temperature of 180 °C (Figure 4.46-4.47)

H5604F HDPE :

Wi	τ_w/G_c
4.09E+00	1.23E+00
8.18E+00	1.76E+00
1.23E+01	2.28E+00
1.64E+01	2.62E+00
4.09E+01	4.31E+00
8.18E+01	5.76E+00
2.13E+02	7.40E+00
2.56E+02	7.97E+00
3.20E+02	8.70E+00
4.26E+02	1.01E+01
5.33E+02	1.05E+01
6.39E+02	1.11E+01
8.52E+02	1.22E+01
1.07E+03	1.33E+01
2.13E+03	1.63E+01
3.20E+03	1.77E+01
4.26E+03	2.00E+01
7.24E+03	2.17E+01
1.03E+04	2.09E+01
1.47E+04	2.39E+01
1.66E+04	2.64E+01
1.84E+04	2.78E+01
2.76E+04	2.90E+01

H5840B HDPE :

Wi	τ_w/G_c
2.91E-02	3.86E-02
7.28E-02	6.87E-02
1.46E-01	1.23E-01
2.19E-01	1.61E-01
2.91E-01	1.99E-01
4.37E-01	2.65E-01
6.41E-01	3.48E-01
8.74E-01	4.27E-01
1.43E+00	6.11E-01
2.40E+00	6.87E-01
3.28E+00	8.59E-01
5.38E+00	1.15E+00
8.85E+00	1.46E+00
1.47E+01	1.73E+00
3.03E+01	2.45E+00

H5818J HDPE :

Wi	τ_w/G_c
1.10E-02	1.02E-02
2.75E-02	2.02E-02
5.50E-02	3.43E-02
8.25E-02	4.52E-02
1.10E-01	5.90E-02
1.65E-01	7.53E-02
2.20E-01	9.71E-02
3.30E-01	1.31E-01
5.50E-01	1.95E-01
8.80E-01	2.76E-01
1.10E+00	3.24E-01
1.65E+00	4.41E-01
2.20E+00	5.25E-01
3.63E+00	6.71E-01
4.84E+00	8.00E-01
6.06E+00	9.17E-01
9.69E+00	1.21E+00
1.21E+01	1.36E+00
1.82E+01	1.66E+00

H5690S HDPE :

Wi	τ_w/G_c
2.69E-01	1.13E-01
4.03E-01	2.10E-01
5.38E-01	3.20E-01
1.53E+00	6.59E-01
3.06E+00	1.11E+00
4.59E+00	1.50E+00
6.12E+00	1.82E+00
9.18E+00	2.40E+00
1.22E+01	2.86E+00
1.26E+01	3.11E+00
1.71E+01	3.73E+00
2.52E+01	4.35E+00
3.07E+01	4.97E+00
4.03E+01	5.59E+00
4.67E+01	6.21E+00
5.77E+01	6.83E+00
6.52E+01	7.45E+00
7.86E+01	8.07E+00
9.26E+01	8.70E+00
1.08E+02	9.32E+00

37) Master curve of H5604F HDPE at the different temperatures (Figure 4.54)

At 160 °C

Wi	τ_w/G_c
4.17E+01	2.03E+00
5.57E+01	2.93E+00
1.39E+02	4.38E+00
4.12E+02	5.85E+00
6.18E+02	6.91E+00
8.24E+02	7.70E+00
1.24E+03	9.16E+00
1.58E+03	9.37E+00
3.38E+03	1.26E+01
1.04E+04	1.52E+01
2.02E+04	1.71E+01
2.18E+04	1.74E+01
2.38E+04	1.76E+01
2.78E+04	1.90E+01
3.73E+04	2.03E+01
5.16E+04	2.09E+01
6.01E+04	2.37E+01

At 200 °C

Wi	τ_w/G_c
7.58E+00	1.70E+00
1.14E+01	2.27E+00
1.52E+01	4.32E+00
5.52E+01	6.53E+00
1.10E+02	8.63E+00
1.66E+02	1.01E+01
2.21E+02	1.12E+01
3.14E+02	1.38E+01
5.35E+02	1.62E+01
9.27E+02	2.01E+01
1.32E+03	2.25E+01
2.38E+03	2.38E+01
2.57E+03	2.50E+01
3.64E+03	2.75E+01
5.90E+03	3.00E+01
9.43E+03	3.26E+01
1.63E+04	3.50E+01
2.49E+04	3.81E+01
3.21E+04	4.00E+01

38) Master curve of H5818J HDPE at the different temperatures (Figure 4.55)

At 160 °C

Wi	τ_w/G_c
3.13E-02	2.66E-02
7.84E-02	5.74E-02
1.57E-01	1.27E-01
2.35E-01	1.76E-01
3.13E-01	2.51E-01
4.70E-01	3.59E-01
6.27E-01	4.40E-01
1.14E+00	5.92E-01
1.90E+00	8.41E-01
3.04E+00	1.22E+00
3.86E+00	1.43E+00
4.96E+00	1.63E+00
6.36E+00	1.83E+00
6.87E+00	2.04E+00
8.26E+00	2.24E+00
9.14E+00	2.44E+00
1.06E+01	2.65E+00
1.22E+01	2.85E+00
1.37E+01	3.05E+00

At 200 °C

Wi	τ_w/G_c
2.03E-02	1.51E-02
2.70E-02	2.11E-02
6.75E-02	4.07E-02
1.35E-01	7.84E-02
2.03E-01	1.18E-01
2.70E-01	1.68E-01
4.05E-01	2.38E-01
5.40E-01	3.04E-01
9.24E-01	4.11E-01
1.54E+00	6.00E-01
2.46E+00	8.32E-01
2.55E+00	9.02E-01
2.91E+00	1.01E+00
3.54E+00	1.13E+00
4.62E+00	1.35E+00
5.69E+00	1.58E+00
7.11E+00	1.80E+00
8.14E+00	2.03E+00
9.19E+00	2.25E+00
1.16E+01	2.82E+00
1.29E+01	2.93E+00
1.32E+01	3.04E+00

CIRRICULUM VITAE

Name : Narin Sarapirom

Date of Birth : June 13,1976

Nationality : Thai

University Education :
1993-1997 Bachelor Degree of Science in Industrial Chemistry,
King Mongkut Institute Technology of Ladkrabang.