

REFERENCES

1. Marvin W. Formo, Eric Junger Mann, Frank A. Norris, Norman O.V. Sonntag.
Bailrey's Industrial oil and Fats products. Volume1, 4 th ed , New York :John Willey & Son,1979.
2. Pijit Juntawong. Manual for Utilization and Quality Inspection of oil Plants and Vegetable oils 52 Varieties. Bangkok: Kurusapa printing, 2530.
3. Ornusa Sornwaree. Surface coating. Bangkok: Chulalongkorn printing, 2542.
4. G.A. Sivasankaran, R.P.S. Bisht, V.K. Jain, M. Gupta, A. Sethuramiah and V. K. Bhatia.
Jojoba-oil-based two-stroke gasoline engine lubricant : Butterworth & Co (Publishers),1988 : 327-333.
5. H.H. Masjiki, M.A. Maleque. Investigation of the anti-wear characteristics of palm oil methyl ester using a four- ball tribometer test. Elsevier Science S.A.,1997:179-186.
6. V.K. Jain, D.S. Shukla. The role of fatty materials and water soluble inorganic solids in synthetic metal working fluid. Elsevier Science S.A.,1997 : 11-16.
7. Prapat Arunmetta. Lubricating Characteristic of Journal Bearings with Vegetable Oils. Master's Thesis, KMITL., 2001.
8. Mongkolwongrojn M., Arunmetta P. Theoretical Characteristic of Hydrodynamic Journal Bearings Lubricated with Soybean-based Oil. 9 th Nordic Symposium on Tribology : Porvoo, Finland, 2000.
9. Kawin Phattanaphakdee. Synthesis of Lubricating Oil from Palm Oil. Master's Thesis, Chulalongkorn University, 1995.
10. Thongjuta Suwanprasert. Synthetic lubricant from soybean oil. Master's Thesis, Chulalongkorn University, 1996.

APPENDIX

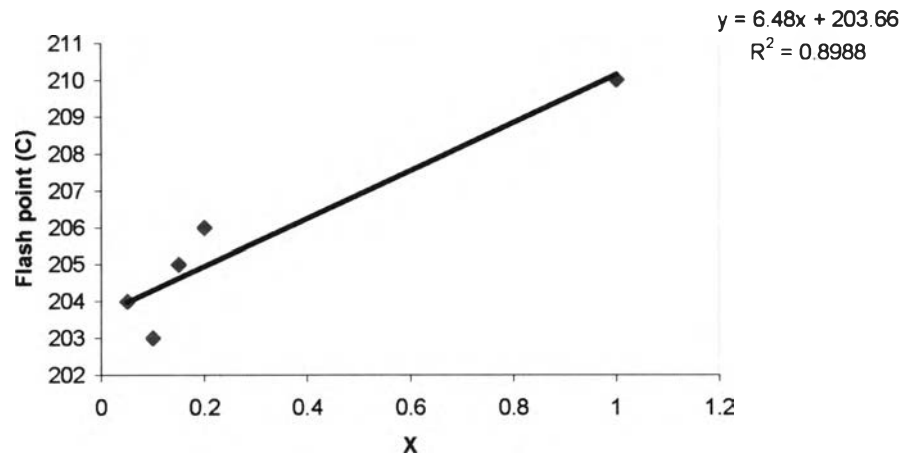


Figure A-1 Investigation of linear correlation between flash point and mass fraction of palm oil

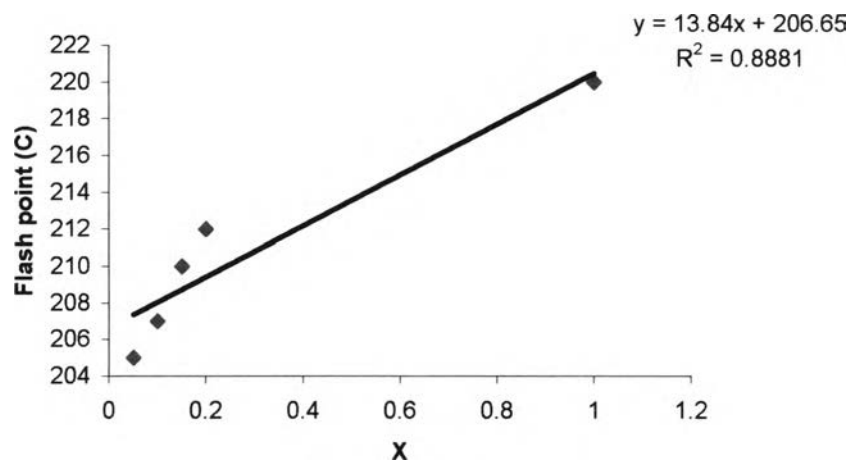


Figure A-2 Investigation of linear correlation between flash point and mass fraction of Rice bran oil

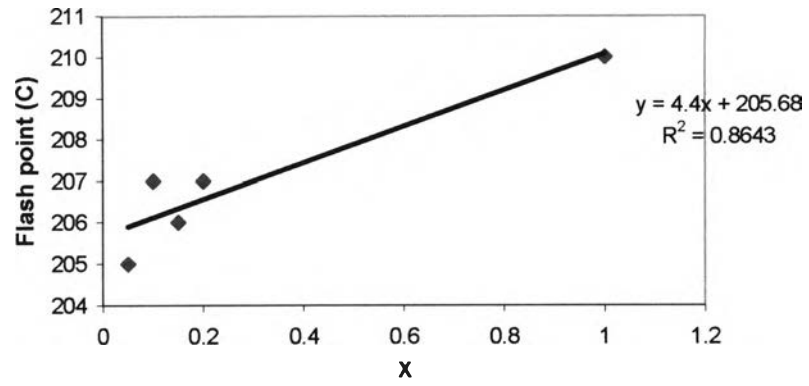


Figure A-3 Investigation of linear correlation between flash point and mass fraction of soybean oil

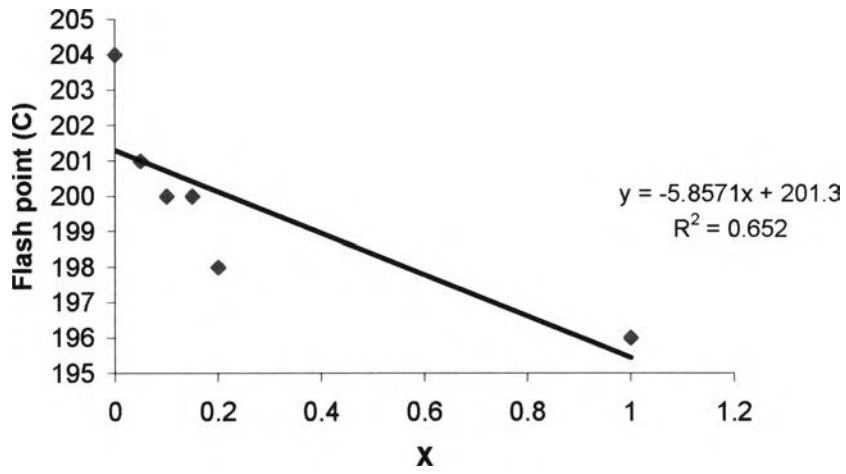


Figure A-4 Investigation of linear correlation between flash point and mass fraction of coconut oil

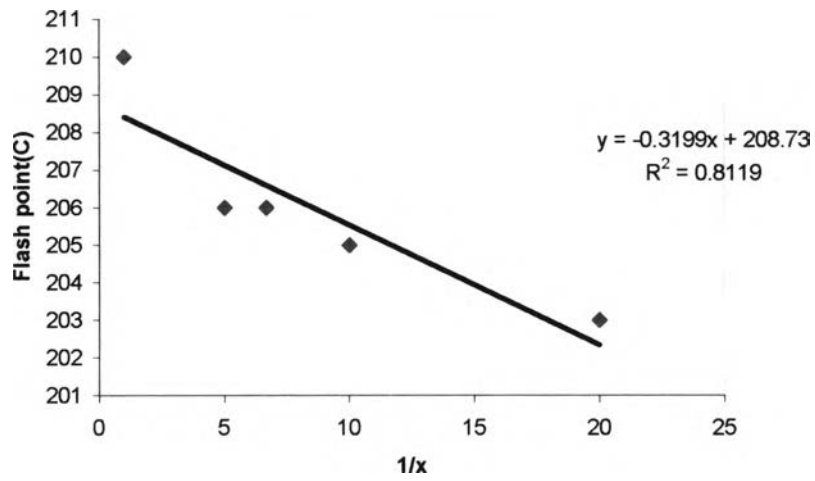


Figure A-5 Investigation of linear correlation between flash point and mass fraction of palm oil

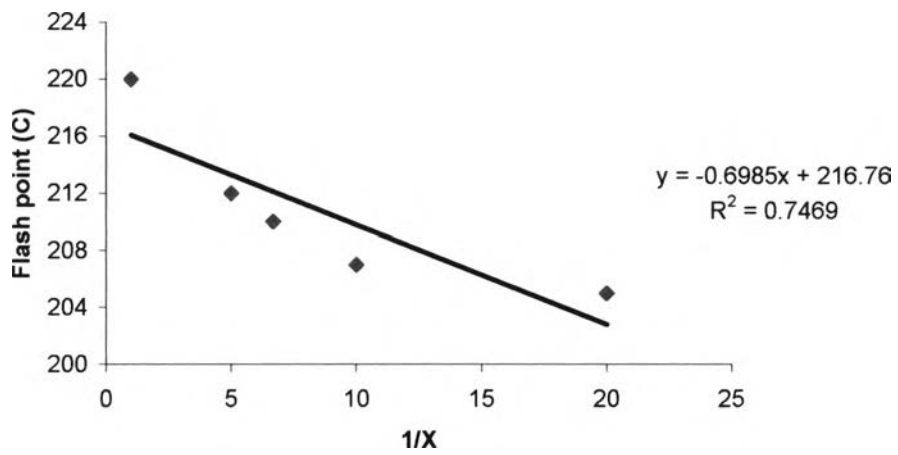


Figure A-6 Investigation of linear correlation between flash point and mass fraction of rice bran oil

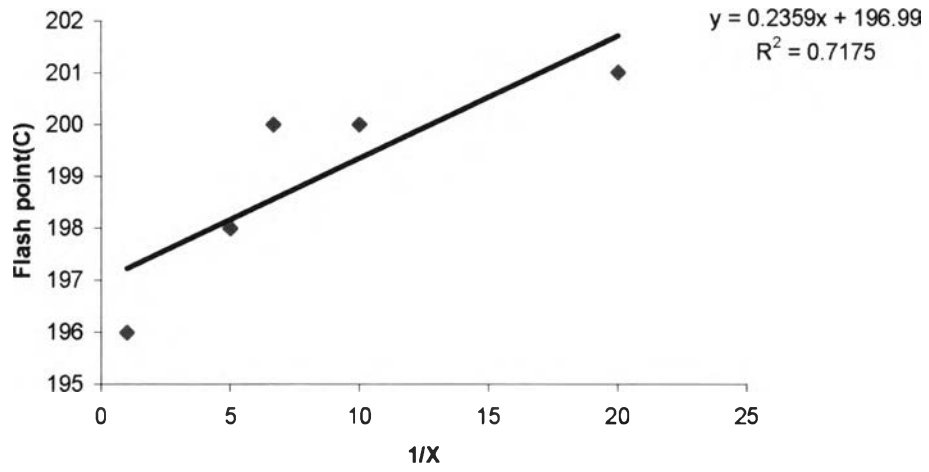


Figure A-7 Investigation of linear correlation between flash point and mass fraction of coconut oil

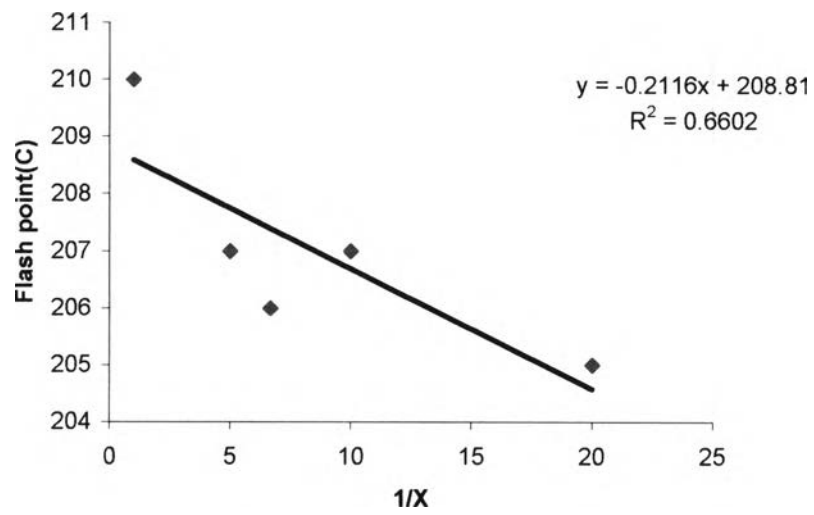


Figure A-8 Investigation of linear correlation between flash point and mass fraction of soybean oil

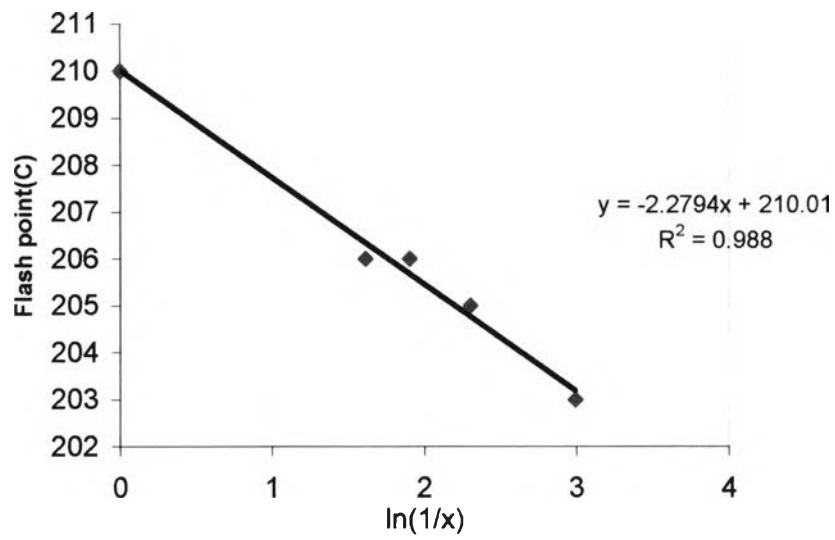


Figure A-9 Investigation of linear correlation between flash point and mass fraction of palm oil

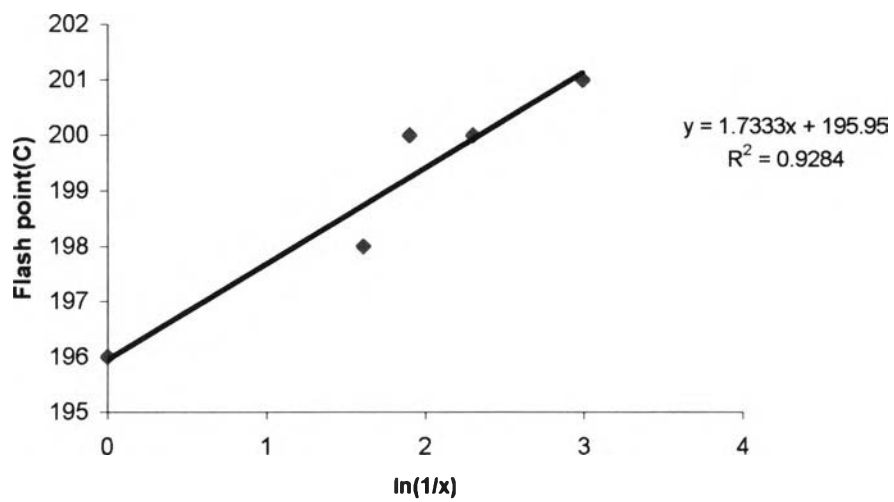


Figure A-10 Investigation of linear correlation between flash point and mass fraction of coconut oil

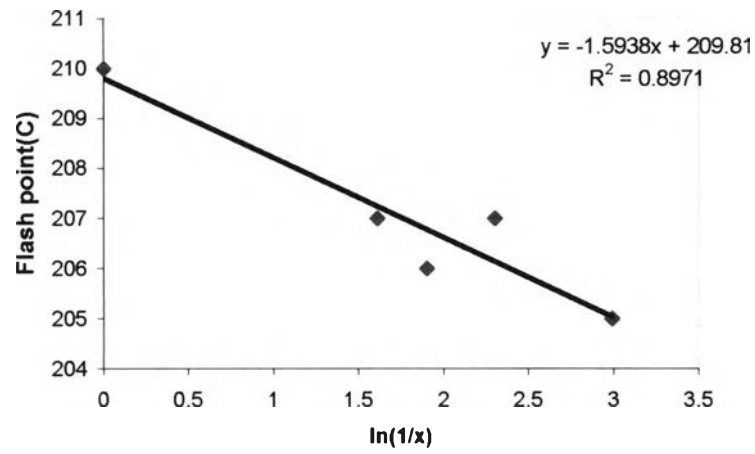


Figure A-11 Investigation of linear correlation between flash point and mass fraction of soybean oil

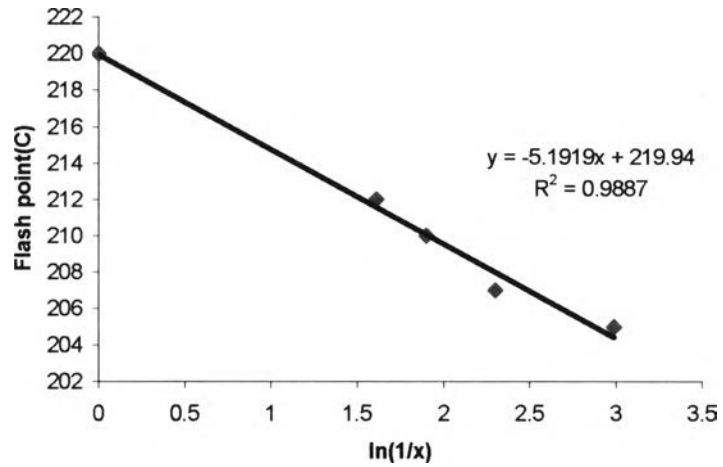


Figure A-12 Investigation of linear correlation between flash point and mass fraction of rice bran oil

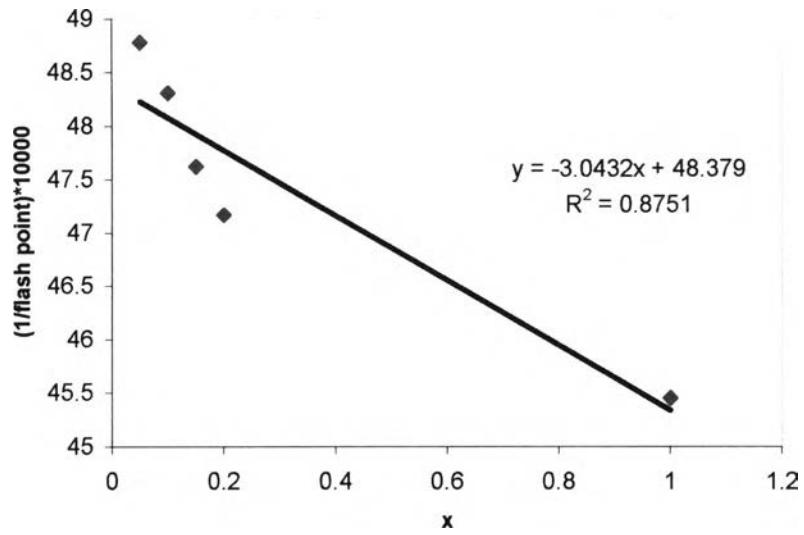


Figure A-13 Investigation of linear correlation between flash point and mass fraction of rice bran oil

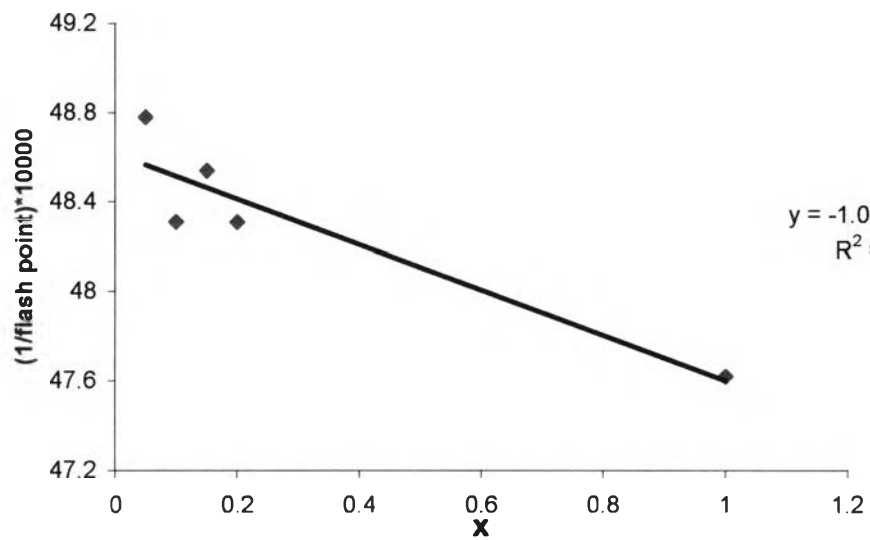


Figure A-14 Investigation of linear correlation between flash point and mass fraction of soybean oil

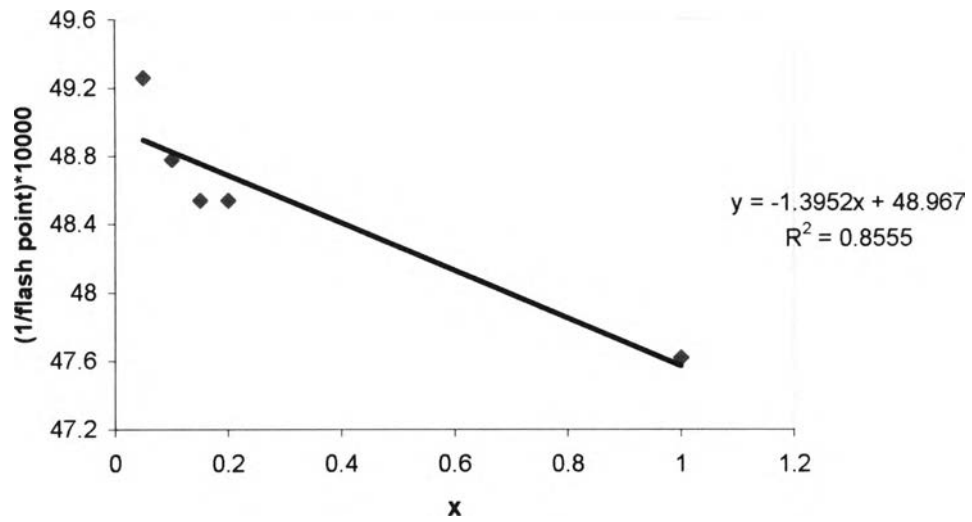


Figure A-15 Investigation of linear correlation between flash point and mass fraction of palm oil

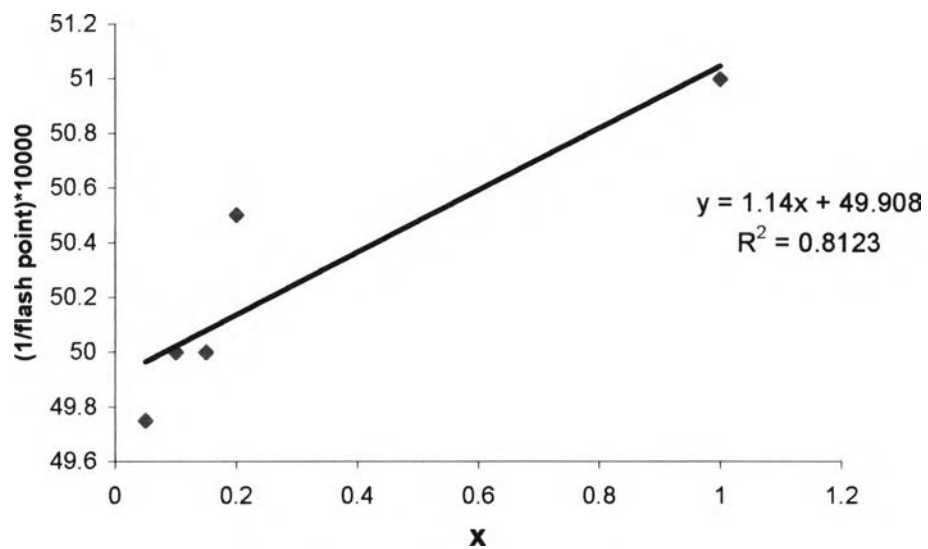


Figure A-16 Investigation of linear correlation between flash point and mass fraction of coconut oil



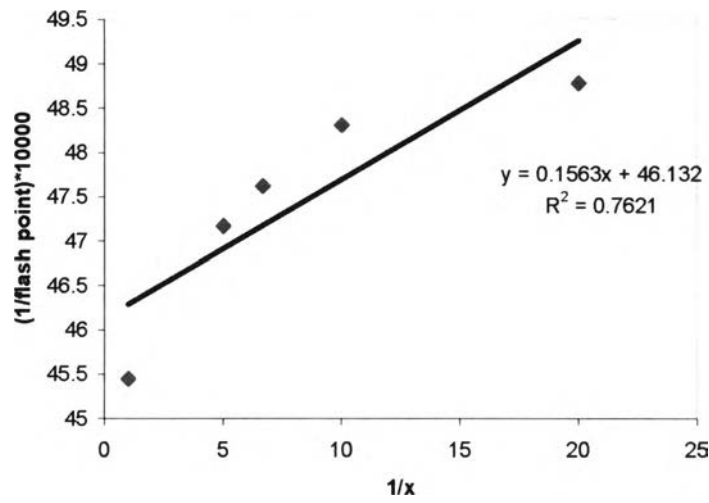


Figure A-17 Investigation of linear correlation between flash point and mass fraction of rice bran oil.

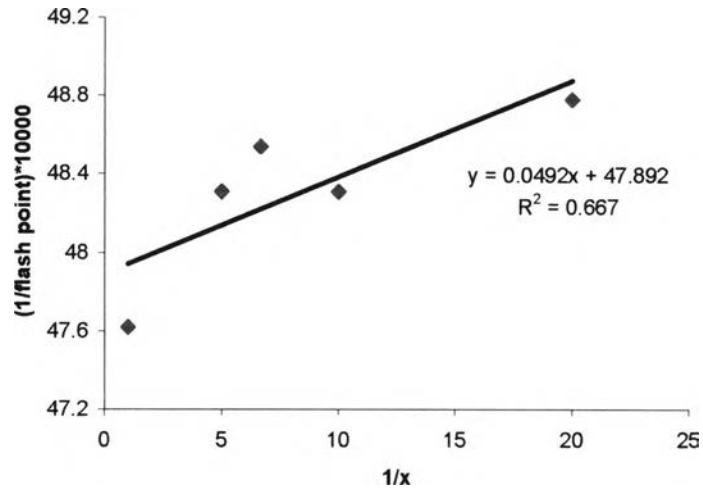


Figure A-18 Investigation of linear correlation between flash point and mass fraction of soybean oil.

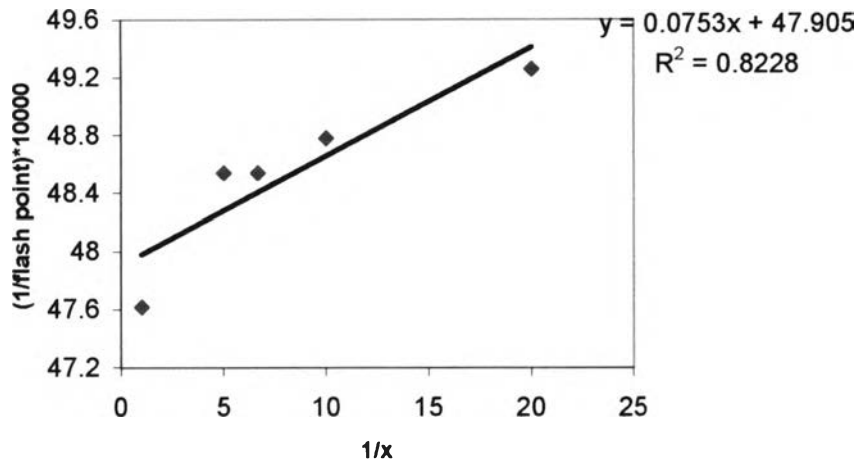


Figure A-19 Investigation of linear correlation between flash point and mass fraction of palm oil.

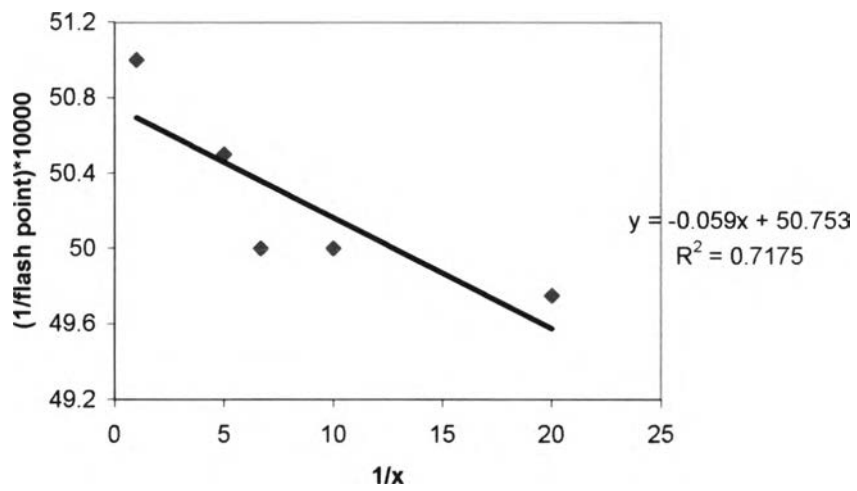


Figure A-20 Investigation of linear correlation between flash point and mass fraction of coconut oil .

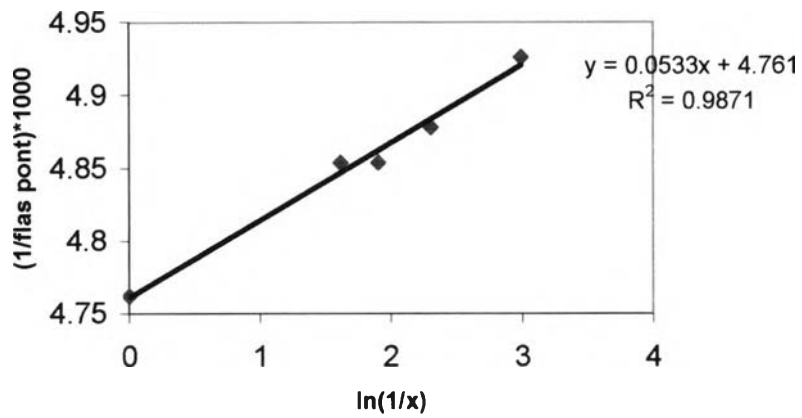


Figure A-21 Investigation of linear correlation between flash point and mass fraction of palm oil .

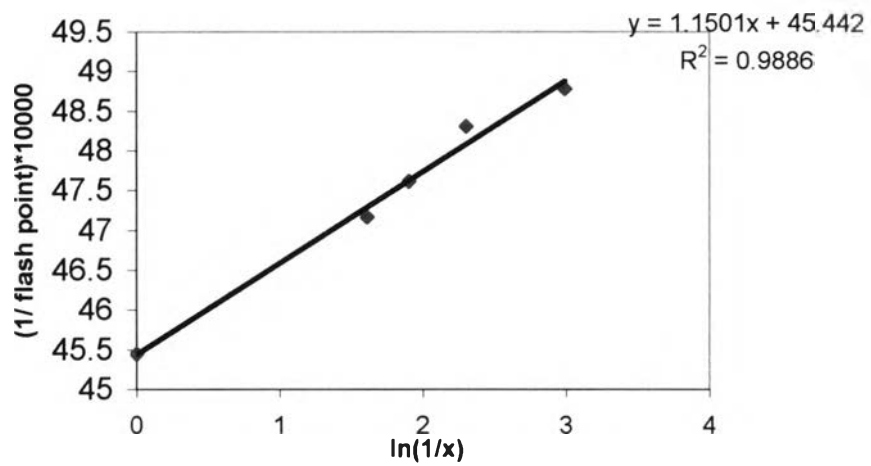


Figure A-22 Investigation of linear correlation between flash point and mass fraction of rice bran oil .

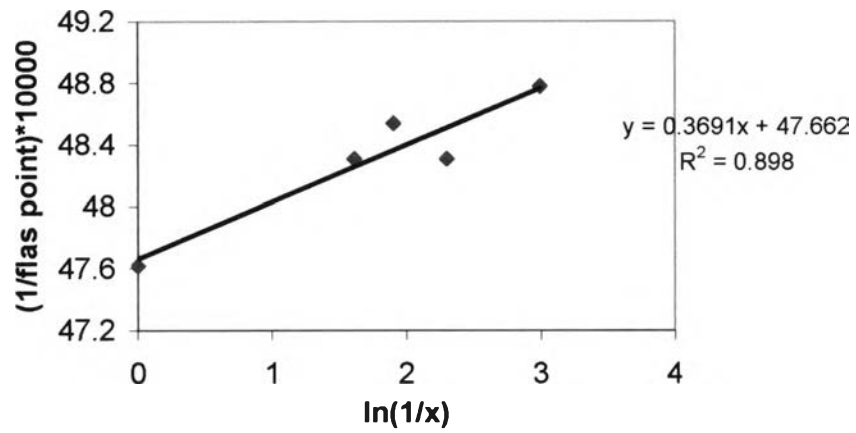


Figure A-23 Investigation of linear correlation between flash point and mass fraction of soybean oil.

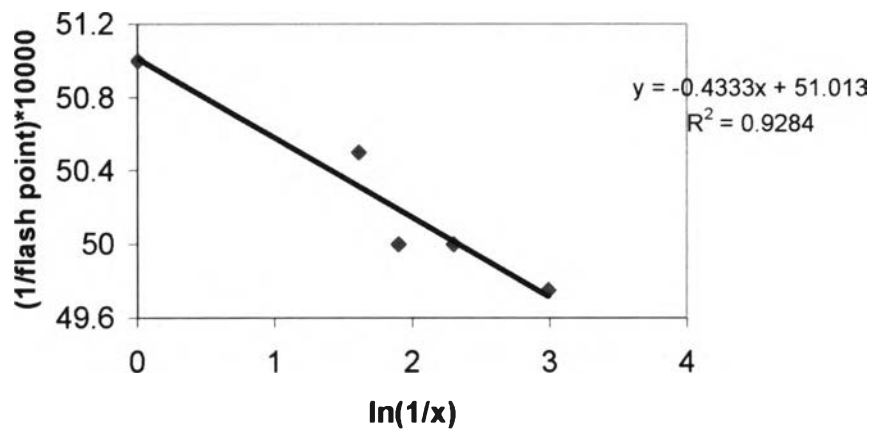


Figure A-24 Investigation of linear correlation between flash point and mass fraction of coconut oil.

11. Naiyachan Vatanaputi. Synthesis of Lubricating Oil from coconut Oil. Master's Thesis, Chulalongkorn University, 1996.
12. Kachane Eiamsupasawat. Synthesis of Lubricating Oil from rice bran oil. Master's Thesis, Chulalongkorn University, 1999.
13. Jerry P. Byers. Metal Cutting Fluids. Chapter 3, Chapter 7, U.S.A : Marcel Dekker, 1994.
14. Trent, E.M. Metal Cutting. 2nd Ed., London: Butterworths & Co (Publishers), 1984
15. WWW.shell.com
16. Prasert Teinnimit, Phanchai Sinsupsomboon and Panpet Chininthorn. Fuel and Lubricant. Bangkok: Se-Education, 2539.
17. American Society for Testing and Materials. Standard Test Method. Annual Book ASTM. Philadelphia, 1986.
18. Robert H. Perry, Don Green. Perry's chemical Engineers' Hand Book. 7th. Ed. Malaysia: McGraw-Hill, 1999.
19. Carr L Yaws. Chemical Properties Hand Book. Singapore: McGraw-Hill, 1999. Fuel and Lubricant. Bangkok: Se-Education, 2539.
20. Asseff, P. A. Lubrication Theory and Practice. Ohio : The Lubrizol , 1988.
21. Miller, R.W. Lubricants and Their Application. U.S.A : McGraw-Hill, 1993.
22. Mortior, R.M., and Orszulik, S.T. Chemistry & Technology of Lubricants. Great Britain : St. Edmundsbury Press, 1992

VITA

Phanitnan Cheerakan was born on April 30,1975 in Surathanee,Thailand.
She received the Bachelor of Engineering degree in Chemical Engineering from
Srinakkarinwirot University in 2541.

