

## References

1. Satge C, Verneuil B, Branland P, Granet R, Krausz P, Rozier J, Petit C. Rapid homogeneous esterification of cellulose induced by microwave irradiation. Carbohydrate Polym 2002; 49:373-376.
2. Thieband S, Borredon. Solvent-free wood esterification with fatty acid chlorides. Bioresource Technol 1995; 52:169-173.
3. Chauvelon G, Saulnier L, Buleon A, Thibault J. F, Gourson C, Benhaddou R, Granet R, Krausz P. Acidic Activation of Cellulose and Its Esterification by Long-Chain Fatty Acid. J Appl Polym Sci 1999; 74:1933-1940.
4. Gourson C, Benhaddou R, Granet R, Krausz P, Verneuil B, Branland P, Chauvelon G, Thibault J.F, Saulnier L. Valorization of Maize Bran to Obtain Biodegradable Plastic Films. J Appl Polym Sci 1999; 74:3040-3045.
5. Chauvelon G, Renard C. M. G. C, Saulnier L, Buleon A, Thibault J. F, Benhaddou R, Granet R, Krausz P. Preliminary Study of Formation of Films from Cellulose-Enriched Agricultural By-Products. J Appl Polym Sci 1998; 68:331-337.
6. Guilherme A. M. and Omar A. El S. A Novel, Efficient Procedure for Acylation of Cellulose Under Homogeneous Solution Conditions. J Appl Polym Sci 1999; 74:1355-1360.
7. Gourson C, Benhaddou R, Granet R, Krausz P, Thibault J. Preparation of biodegradable plastic in microwave oven and solvent-free conditions. Macromolecular chemistry 1999; 75-78.
8. Antova G. and Vasvasova P. Studies upon the obtaining of cellulose stearate under microwave heating [online]. Available from:  
<http://thesis\STUDIES%20UPON%20THE%20OBTAININ>.
9. Erik E, Farid C, Jacco V. H. Pilot Scale Continuous Microwave Dry-Media Reactor Part II: Application to Waxy Esters Production. Chem Eng. Technol 2000; 23:429-435.

10. Thammincha S and Thanasombat M. (1990). Production and Paper Mulberry Bark. Proceedind of Production and Utilization of Paper Mulberry, Kasetsart University, Bangkok, March 10, pp.13-27.
11. Clugh, Eric A. Bookbinding for librarians. London. Association ofssistant Librarians, 1957.
12. Christopher J. Biermann, Essentials of pulping and papermaking, London, 1993, pp.13-17.
13. Han. J. S. W. Kim and R.M. Rowell. Chemical and physical properties of kenaf as a function of growth. Proceedings of International Kenaf Assosiation. March 9-10 1995, Irving, Texas.
14. Paper. How is paper made from trees [online]. Available from: <http://wi.essortment.com>
15. David N. –S. Hon 1991 Wood and Cellulosic Chemistry. New york: Marcel Dekker, pp.60-61.
16. Le Bois. Composition and Structure of wood cell [online]. Available from: <http://Le bois.htm>
17. Charles E. Ophardt. Carbohydrate-Cellulose [online]. Available from: <http://Carbohydrates%20-%20Cellulose.htm>
18. Eero Sjöström, Analytical Methods in Wood Chemistry, Germany, Pulping, and Papermaking, p.18.
19. Cellulose. Type of cellulose and their applications [online]. Available from: <http://www.ftn.wau.nl/agridata/TableTypeCellulose.htm>
20. Eric C. M. and William A. O. Wildland Weed: Paper mulberry, Broussonetia papyrifera[online]. Available from:[http://edis.ifas.ufl.edu/Body\\_IN498](http://edis.ifas.ufl.edu/Body_IN498)
21. Nutchat T, Narupon C, Somvatee S. The improvement of quality of paper mulberry from papyrifera and paper making from leaves of pineapple, Silpakorn University, Nakornphathom, p.11.
22. Environment Protection Agency, The pulp and Paper Industry, the Pulping Process, and Pollutant Releases to the Environment, United States, November 1997.
23. Philipp B. Organic solvents for cellulose. Polymer News 1990; 15:170-5.
24. Nehls I, Wagenknecht W, Philipp B. <sup>13</sup>C-NMR spectroscopic studies of cellulose in various solvent systems. Cellul Chem Technol 1995; 29:243-51.

25. Dawsey T. R. Applications and limitations of LiCl/N, N-dimethylacetamide in the homogeneous derivatization of cellulose. In: Gilbert RD, editor. Cellulosic polymers, blends and composites. New York: Carl Hanser Verlag, 1994. p. 157.
26. Heinze T. And Liebert T. Unconventional methods in cellulose functionalization. Prog Polym Sci 2001; 26: 1689-1762.
27. Liebert T, Heinze T. Synthesis path versus distribution of functional groups in cellulose ethers. Macromol Symp 1998; 130: 271-83.
28. Saalwachter K, Burchard W, Klufer P, Kettenbach G, Mayer P, Klemm D, Dugarmaa S. Cellulose solutions in water containing metal complexes. Macromolecules 2000; 33: 4094-107.
29. Heinze T, Liebert T, Klufer P, Meister F. Carboxymethylation of cellulose in unconventional media. Cellulose 1999; 6: 153-65.
30. Philipp B. Organic solvents for cellulose as a biodegradable polymer and their applicability for cellulose spinning and derivatization. JMS-Pure Appl Chem 1993; A30: 703-14.
31. El-Kafrawy A. Investigations of the cellulose/LiCl/dimethylacetamide and cellulose/LiCl/N-methyl-2-pyrrolidone solutions by <sup>13</sup>C-NMR spectroscopy. J Appl Polym Sci 1982; 27: 2435-43.
32. El Seoud O. A, Regiani A. M, Forllini E. Derivatization of cellulose in homogeneous conditions: a brief review. In: Frollini E, Leao AL, Mattoso LHC, editors. Natural polymers and agrofibers composites. Sao Carlos, Brasil: USP-IQSC, 2000. p. 73.
33. Morgenstern B, Kemmer H. Solvation in cellulose-LiCl-DMAc solutions. TRIP 1996; 4: 87-92.
34. Edgar J, Bogan T. European Patent WO 96/20960, 1996.
35. Rahn K, Diamantoglou M, Berghmans H, Heinze T. Homogeneous synthesis of cellulose p-toluenesulfonates in N, N-dimethylacetamide/LiCl solvent system. Angew Makromol Chem 1996; 238: 143-63.
36. Takaraki A, Minoda M, Miyamoto T, Liu HQ, Zhang LN. Reaction characteristics of cellulose in the LiCl/1, 3-dimethyl-2-imidazolidinone solvent system. Cellulose 1999; 6: 93-102.
37. Husemann E, Seifert S. N-äthyl-pyridinium-chlorid als Lösungsmittel und Reaktionsmedium für Cellulose. Makromol Chem 1969; 128: 288-91.



38. Golova L. K, Kulichikhin V. S, Papkov S. P. Mechanism of cellulose dissolution in nonaqueous solvents. *Vysokomol Soedin Ser* 1986; A28: 1795-809.
39. Wagenknecht W, Nehls I, Philipp B. The formation and stability of partially and completely substituted cellulose nitrite esters in dipolar aprotic solvents containing N<sub>2</sub>O<sub>4</sub>. *Carbohydr Res* 1992; 237: 211-22.
40. Johnson D. C, Nicholson M. D, Haigh F. G. Dimethyl sulfoxide/paraformaldehyde: a nondegrading solvent for cellulose *J Appl Polym Sci, Appl Polym Symp* 1976; 28: 931-43.
41. Saikia C. N, Dutta N. N, Borah M. Thermal behaviour of some homogeneously esterified products of high  $\alpha$ -cellulose pulps of fast growing plant species. *Thermochim Acta* 1993; 219: 191-203.
42. Fujimoto T, Takahashi S, Tsuji M, Miyamoto M, Inagaki H. Reaction of cellulose with formic acid and stability of cellulose formate. *J Polym Sci, Polym Lett* 1986; 24: 495-501.
43. Vigo T. L, Daighly B. J, Welch C. M. Reaction of cellulose with chlorodimethylformiminium chloride and subsequent reaction with halide ions. *J Polym Sci, Part B, Polym Phys* 1972; 10: 397-406.
44. Bogan R. T, Brewer R. J. Cellulose esters, organic In: Mark H. F, Bikales N. M, Overberger C.G, Mengens G, Kroschwitz J. I, editors. *Encyclopedia of polymer science and engineering*, 2<sup>nd</sup> ed. *Encyclopedia of polymer science and engineering*, vol. 3 New York, Chichester, Brisbane, Toronto, Singapore: John Wiley & Sons, 1985. pp. 181-226.
45. McCormick C. L, Chen T. S. Cellulose dissolution and derivatization in lithium chloride/N, N-dimethylacetamide solutions. In: Symor RB, Stahl GA, editors. *Macromolecular solutions, solvent-property relationships in polymers*. New York: Pergamon Press, 1982. p. 101.
46. Guo J-X, Gray D. G. Lyotropic cellulosic liquid crystals. In: Gilbert RD, editor, *Cellulosic polymers, blends and composites*. Munich, Vienna, New York: Hanser Publ, 1994. p. 25.
47. Heinze T, Liebert T. submitted for publication.
48. Heinze T, Gräbner D, Liebert T. Cellulose (in preparation).

49. Sun R. C, Fang J. M, Tomkinson J, Hill C. A. S. Esterification of hemicelluloses from poplar chips in homogeneous solution of N, N-dimethylacetamide/LiCl. J Wood Chem Technol 1999; 37: 1357-63.
50. Diamantoglou M, Kuhne H. Reaktionen von cellulose in homogener Lösung. Papier (Darmstadt) 1988; 42: 690-6.
51. Regaini A. M, Frollini E, Marson G. A, Arantes G. M, Seoud O.A. Some aspects of acylation of cellulose under homogeneous solution conditions. J Polym Sci, Part A: Polym Chem 1999; 37: 1357-63
52. Sealey J. E, Samaranayake G, Todd J. G, Glasser W. G. Novel cellulose derivatives-IV: preparation and thermal analysis of waxy esters of cellulose. J Polym Sci, Part B: Polym Phys 1996; 34: 1613-20.
53. Leoni R, Baldini A. The acetylation of cellulose in the dimethylacetamide-paraformaldehyde system. Carbohydr Polym 1982; 2: 298-301.
54. Emel yanov Y.G, Grinshpan D.D, Kaputskii F.N. Homogeneous synthesis of cellulose esters in nonaqueous cellulose solutions-3: low-substituted cellulose trifluoroacetate acylation in trifluoroacetic acid and dimethylformamide. Khim Drev 1988; 1: 23-8.
55. Schempp W, Krause T, Seifried U, Koura A. Herstellung hochsubstituierter Trimethylsilylcellulosen im system Dimethylacetamid/Lithiumchlorid. Papier (Darmstadt) 1984; 38: 607-10.
56. Stein A. untersuchungen zur Synthese und Veretherung von O-Trialkylsilylcellulose. PhD Thesis, University of Jena, 1991.
57. Liebert T. Celluloseester als hydrolytisch instabile Intermediate und als pH-sensitive Trägermaterialien. PhD thesis, University of Jena, Germany, 1995.
58. Heinze T, Liebert T. Organic solvents and sophisticated derivatives of cellulose-promising tools in cellulose chemistry. Cellul Chem Technol 1998; 32: 3-18.
59. Staab H. A. Neuere Methoden der präparativen organischen Chemie. Synthesen mit heterocyclischen Amiden. Angew Chem 1962; 74: 407-23.
60. Klemm D, Heinze T, Stein A, Liebert T. Polyglucane derivatives with regular substituent distribution. Macromol Symp 1995; 99: 129-40.

61. Gilbert R. D, Kadla J. F. Polysaccharides-cellulose. In: Kaplan DL, editor. Biopolymers from renewable resources. Berlin, Heidelberg, New York: Springer verlag, 1998. p. 47.
62. Morooka T, Norimoto M, Yamada T, Shiraishi N. Dielectric properties of cellulose acylates. *J Appl Polym Sci* 1984; 29: 3981-90.
63. Iwata T, Fukushima A, Okamura K, Azuma J. DSC study on regioselectively substituted cellulose heteroesters. *J Appl Polym Sci* 1997; 29: 3981-90.
64. Wang P, Tao B. Y. Characterization of plasticized and mixed long-chain fatty cellulose ester. In: Imam SH, Greene RV, Zaidi BR, editors. Biopolymers, utilizing nature's advanced materials. Washington, DC: ACS Symposium Series 723, American Chemical Society, 1999. p. 77.
65. Shimizu Y, Nakayama A, Hayashi J. Acylation of cellulose with carboxylate salts. *Cellul Chem Technol* 1991; 25: 275-81.
66. Microwave Laboratory Systems. *Synthesis*[online]. Available from: <http://www.milestonesci.com/synth-fund.php>
67. Arnim Lühken, Hans J. Energy input from microwaves and ultrasound examples of new approaches to green chemistry, Germany 1997.
68. Carbohydrate. *Cellulose film* [online]. Available from: <http://www.ftns.wau.nl/agridata/cellulosefilm.htm>
69. Polymer Degradable. *Cellulose Degradation* [online]. Available from: [http://degradable.ch/degradable\\_polymer](http://degradable.ch/degradable_polymer)
70. Fiber source. *Cellulose* [online]. Available from: <http://www.fibersource.com>
71. Worcester Polytechnic Institute. *The Degradation of Polymers* [online]. Available from : <http://WPI%20mechanical%20Engineering%20-%20Degradation%20of%20Polymer>
72. Cholwasa Bangyekan, *Preparation of Laminated Film from Cassava Starch and Chitosan*, 2003, Chulalongkorn University, Bangkok, p. 20-25.
73. Nam Sun Wang. *Cellulose Degradation* [online]. Available from: <http://Cellulose%20Degradation.htm>
74. Fritz, J. S.; Schenk, G. H. *Anal Chem* 1959, 31, 1808.
75. Pinglang W, Bernard Y. T. Synthesis and Characterization of Long-chain Fatty Acid Cellulose Ester (FACE). *J Appl Polym Sci* 1994; 52: 755-761.



76. Thieband S, Borredon. Solvent-free wood esterification with fatty acid chlorides. Bioresource Technol 1995; 52: 169-173.
77. James E. S, Gamini S, Jason G. T, Wolfgang G. G. Novel Cellulose Derivatives. IV. Preparation and Thermal Analysis of Waxy Esters of cellulose. J Polym Sci: Part B: Polymer Physics 1996; 34: 1613-1620.
78. Thiebaud S, Borredon M. E. Analysis of the liquid fraction after esterification of sawdust with octanoyl chloride-production of esterified hemicelluloses. Bioresource Technol 1998; 63: 139-145.
79. Fang J. M, Sun R. C, Tomkinson J, Fowler P. Acetylation of wheat straw hemicellulose B in a new non-aqueous swelling system. Carbohydrate Polym 2000; 379-387.
80. Thiebaud S, Borredon M. E, Baziard G, Senocq F. Properties of wood esterification by fatty-acid chlorides. Bioresource Technol 1997; 59: 103-107.
81. Chauvelon G, Gergaud N, Saulnier L, Lourdin D, Buleon A, Thibault J. F, Krausz P. Esterification of cellulose-enriched agricultural by-products and characterization of mechanical properties of cellulosic films. Carbohydrate Polym 2000; 42: 385-392.
82. Pitatya Lewselee, Enzyme Technology, Biotechnology Department, 2000, Silpakorn University.

ศูนย์วิทยทรัพยากร  
จุฬาลงกรณ์มหาวิทยาลัย



## **Appendices**

ศูนย์วิทยทรัพยากร  
จุฬาลงกรณ์มหาวิทยาลัย



## Appendix A

### Esterification reaction

**Table A1** Effect of time and power output of cellulose laurate

Power output (W)	Time			
	2 min	1.30 min	1 min	30 sec
	Weight (g)	Weight (g)	Weight (g)	Weight (g)
90	2.31	1.60	1.27	0.80
180	1.81	1.90	1.42	0.90
270	1.58	2.32	1.64	1.07
360	-	2.13	1.84	1.19
450	-	-	2.37	1.40
540	-	-	1.68	1.57
630	-	-	-	1.74
720	-	-	-	1.56

\* Weight before = 1.00 g.

**Table A2** Effect of equivalent weight of DMAP and lauroyl chloride of cellulose laurate at 2 min and 90 watt.

Lauroyl Chloride DMAP	2 min 90 watt			
	5 equiv.	8 equiv.	10 equiv.	14 equiv.
	Weight (g)	Weight (g)	Weight (g)	Weight (g)
0.1 equiv.	1.70	1.80	1.86	1.84
0.5 equiv.	1.86	2.20	2.27	2.07
0.9 equiv.	2.06	2.36	2.54	2.23
1.2 equiv.	2.13	2.29	2.38	2.25

\* Weight before = 1.00 g.

ศูนย์วิทยทรัพยากร  
จุฬาลงกรณ์มหาวิทยาลัย

## Appendix B

### Characterization

**Table B1** Gloss of a different % ester content of cellulose laurate films

Film samples of % Ester content	Gloss (unit)	Mean	SD
38.00	31.5 31.7 31.1 30.8 31.4	31.3	0.3535
36.30	27.0 25.3 25.2 24.6 26.2	25.66	0.9423
23.24	17.5 18.1 17.3 16.4 18.4	17.54	0.7765



**Table B2** Contact angle of different % ester content of cellulose laurate films

Film samples of % Ester content	Contact angle (Degree)	Mean	SD
38.00	74 75 76 74	74.75	0.9574
36.30	82 86 85 82	83.75	2.0615
23.24	88 90 92 90	90.00	1.6329

Table B3 Water absorption of different % ester content of cellulose laurate films

Film samples of % Ester content	Weight before (g)	Weight after (g)	Weight increase (g)	Water absorption (%)	Mean	SD
38.00	0.3004	0.4773	0.1769	59.9	60.9	1.0504
	0.2946	0.4733	0.1787	61.0		
	0.2903	0.4703	0.1800	62.0		
36.30	0.2020	0.3209	0.1189	58.5	58.8	0.3512
	0.1976	0.3132	0.1156	58.8		
	0.1823	0.2903	0.1080	59.2		
23.24	0.1413	0.2226	0.0813	57.0	56.9	0.4944
	0.1159	0.1816	0.0657	56.6		
	0.1249	0.1964	0.0715	57.2		

Table B4 Xenotest Beta Lamp of different % ester content of cellulose laurate films

Film samples of % Ester content	Weight before (g)	Weight after (g)	Weight loss (g)	% Weight loss	Mean	SD
38.00	0.2106	0.1574	0.0532	25.26	26.66	1.2322
	0.1936	0.1402	0.0534	27.58		
	0.1831	0.1334	0.0497	27.14		
36.30	0.1404	0.1092	0.0312	22.22	21.86	1.9343
	0.2123	0.1703	0.0420	19.78		
	0.1413	0.1079	0.0334	23.60		
23.24	0.1989	0.1769	0.0220	11.00	10.23	0.8621
	0.2106	0.1886	0.0220	10.40		
	0.2073	0.1880	0.0193	9.30		



Table B5 Soil burial test of different % ester content of cellulose laurate films

Time (Days)	% Ester content											
	38.00			Weight loss (%)	36.30			Weight loss (%)	23.24			Weight loss (%)
	$W_i$	$W_f$	$W_l$	$W_i$	$W_f$	$W_l$	$W_i$	$W_f$	$W_l$	$W_i$	$W_f$	$W_l$
5	0.0257	0.0210	0.0046	18.20	0.0188	0.0162	0.0026	13.80	0.0302	0.0274	0.0028	9.27
10	0.0267	0.0184	0.0083	31.08	0.0197	0.0142	0.0055	27.91	0.0196	0.0144	0.0052	26.53
15	0.0222	0.0143	0.0079	35.58	0.0197	0.0128	0.0069	35.02	0.0296	0.0215	0.0081	27.36
20	0.0289	0.0181	0.0108	37.37	0.0254	0.0165	0.0089	35.03	0.0119	0.0085	0.0034	28.57
25	0.0245	0.0153	0.0092	37.55	0.0206	0.0132	0.0074	35.92	0.0195	0.0137	0.0058	29.74
30	0.0249	0.0155	0.0094	37.75	0.0267	0.0171	0.0096	35.95	0.0180	0.0126	0.0054	30.00
35	0.0350	0.0215	0.0135	38.57	0.0254	0.0159	0.0095	37.40	0.0187	0.0126	0.0061	32.62
40	0.0259	0.0153	0.0106	40.92	0.0302	0.0188	0.0114	37.74	0.0171	0.0114	0.0057	33.21
45	0.0305	0.0179	0.0126	41.20	0.0221	0.0136	0.0085	38.46	0.0197	0.0131	0.0066	33.47
50	0.0218	0.0126	0.0092	42.80	0.0281	0.0168	0.0113	40.21	0.0125	0.0083	0.0042	33.60
55	0.0233	0.0126	0.0107	45.90	0.0304	0.0180	0.0123	40.75	0.0103	0.0068	0.0035	34.00
60	0.0378	0.0198	0.0179	47.54	0.0275	0.0159	0.0115	41.84	0.0296	0.0193	0.0102	34.50

\*  $W_i$  = Weight before,  $W_f$  = Weight after, and  $W_l$  = Weight loss

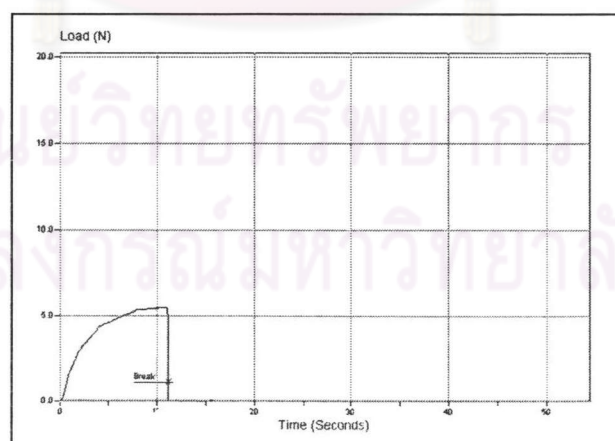
**Table B6** Tensile stress at maximum load (Mpa) of different of cellulose laurate films

Film sample of % Ester content	Tensile stress at maximum load	Mean	SD
38.00	2.118377 2.038896 2.289764	2.1489	0.1282
36.3	2.089273 1.763076 3.96542	2.6058	1.1886
23.24	3.613268 3.993668 4.420014 3.278955	3.8264	0.4917

ศูนย์วิทยทรัพยากร  
จุฬาลงกรณ์มหาวิทยาลัย

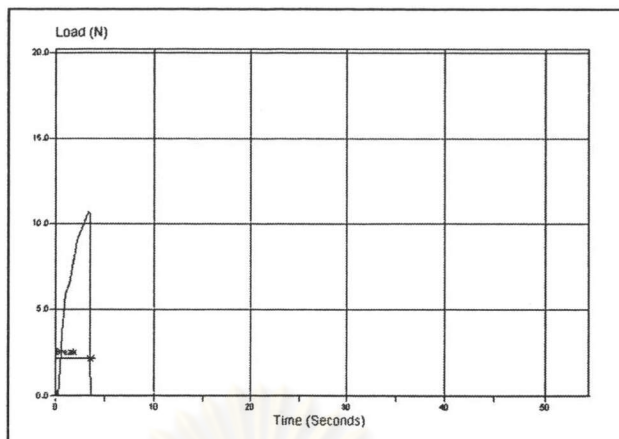
**Table B7** Percent elongation a break of different of cellulose laurate films

Film samples of % Ester content	Elongation at break (%)	Mean	SD
38.00	16.55604 15.37586 11.78535	14.5723	2.4847
36.3	10.74251 9.829560 11.08770	10.5531	0.6499
23.24	2.434748 3.857935 8.119200 2.375600	4.1968	2.7031

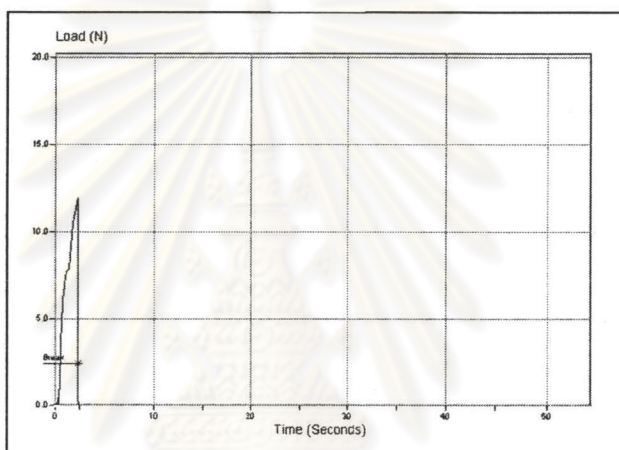


(a)





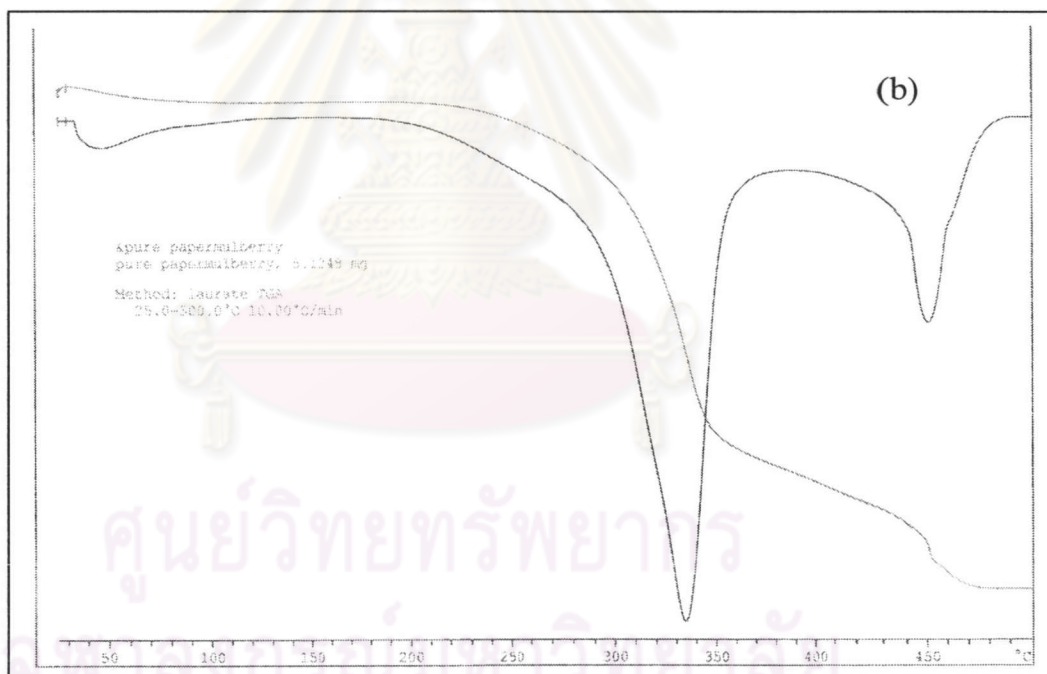
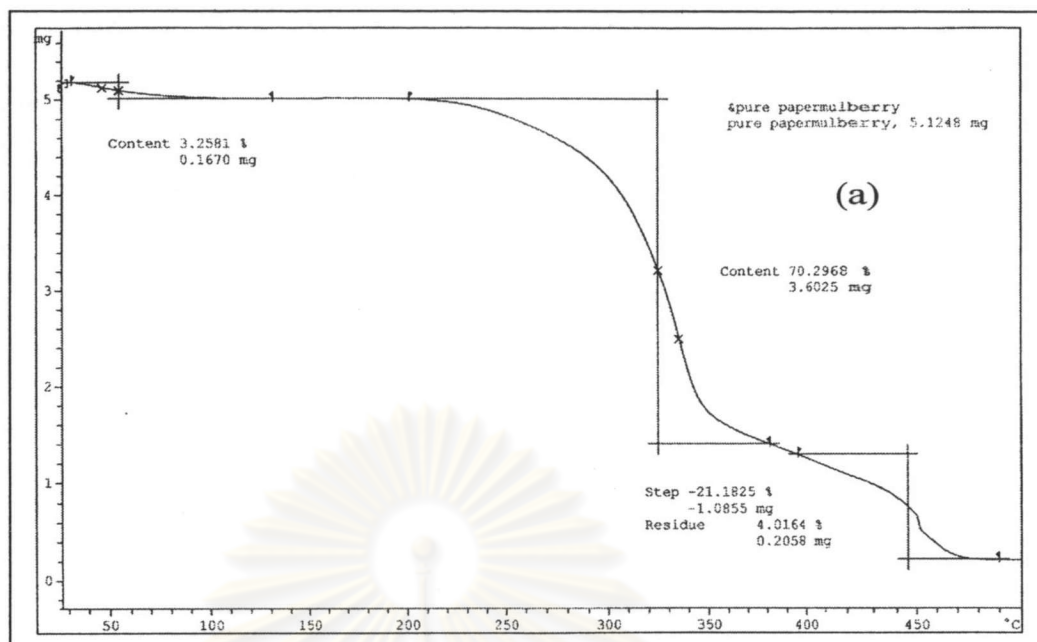
(b)



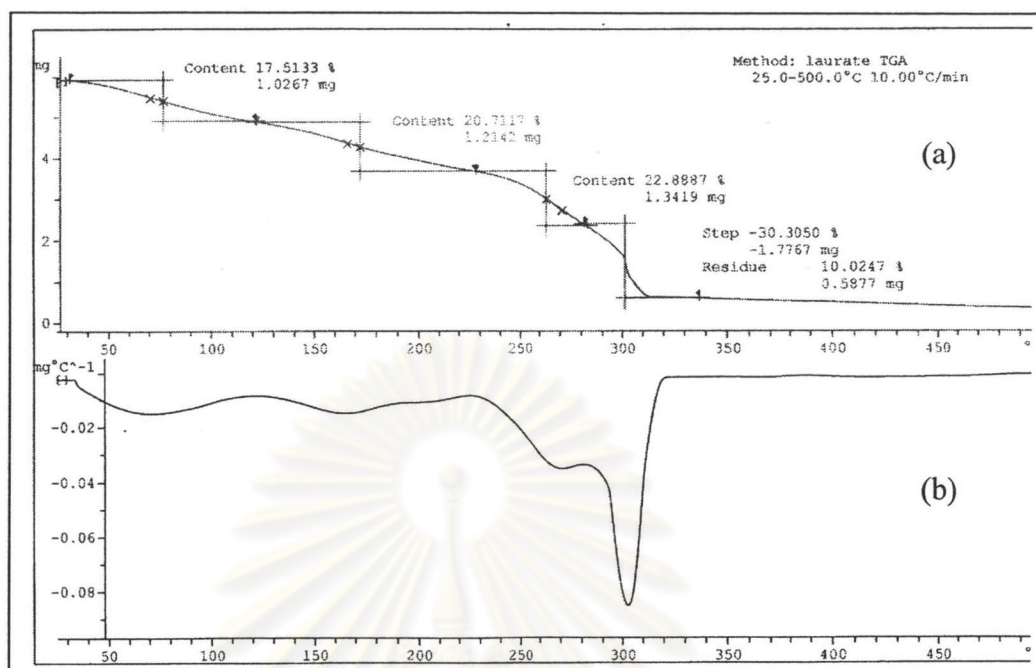
(c)

**Figure B1** Effect of (a) 38, (b) 36.3, and (c) 23.24 % ester content on tensile properties


ศูนย์วิทยทรัพยากร  
จุฬาลงกรณ์มหาวิทยาลัย



**Figure B2** Thermogravimetric analysis of paper mulberry (a) and (b) derivative of paper mulberry.



**Figure B3** Paper mulberry sample esterified with lauroyl chloride (a) and (b) derivative of modify paper mulberry.



**Figure B4** Soil burial method of different % ester content in 60 days; (a) 38 %, (b) 36.3 %, and (c) 23.24 % ester content.

## Appendix C

### Calculation

#### C1 Amount of chemical substance

The amounts of chemical substance of DMAP as catalyst and lauroyl chloride as esterifying agent were calculated from equivalent weight of DMAP and lauroyl chloride, respectively. Using the following equation:

$$\begin{aligned} X \text{ equivalent weight of cellulose} &= 1 \text{ mol lauroyl chloride} \\ X / \text{M.w. cellulose} &= (1 / \text{M.w. lauroyl chloride}) \times DV \end{aligned}$$

$$\text{M.w. cellulose} = 162.27 \text{ g/mol}$$

$$\text{M.w. lauroyl chloride} = 218.77 \text{ g/mol}$$

$$\text{M.w. DMAP} = 122.17 \text{ g/mol}$$

$$\text{Density of lauroyl chloride} = 0.921$$

Example 10 equivalent weight of lauroyl chloride

Method

$$\begin{aligned} V &= \frac{(10 \times 218.77)}{(162.27 \times 0.921)} \text{ ml} \\ &= 14.64 \text{ ml} \end{aligned}$$

Therefore, volume of lauroyl chloride at 10 equivalent is 14.64 ml.

Example 0.9 equivalent weight of DMAP

Method

$$m = DV$$

$$\text{Therefore, } m = \frac{(0.9 \times 122.17)}{162.27} \text{ g}$$

$$m = 0.678 \text{ g}$$

Hence, weight of 0.9 equivalent weight of DMAP is 0.678 g.



## C2 Weight loss

The weight loss of the films was measured by weighing the sample before and after biodegradation. The percentage weight loss of the films samples was calculated using the following equation.

$$\text{Weight loss (\%)} = \frac{w_i - w_f}{w_i} \times 100$$

Where:  $w_i$  = initial weight of sample before degradation (g)

$w_f$  = final weight of sample after degradation (g)

Example Soil burial test at 5 days

$$w_i = 0.0257 \text{ g}$$

$$w_f = 0.0210 \text{ g}$$

Therefore

$$\begin{aligned} \text{Weight loss (\%)} &= \frac{0.0257 - 0.0210}{0.0257} \times 100 \\ &= 18.28 \end{aligned}$$

Therefore, % weight loss is 18.28 at 5 days of soil burial test.

ศูนย์วิทยทรัพยากร  
จุฬาลงกรณ์มหาวิทยาลัย

### C3 % Esterification

The ester content of the cellulose laurate was calculated by peak high of IR spectra. The percent ester content of cellulose laurate sample was calculated using the following equation.

$$A = \frac{\log \text{ base peak of sample}}{\text{high peak of sample}}$$

$$C_1 / C_2 = A_1 \text{ sample} / A_2 \text{ cellulose}$$

Fix  $C_2 = 100$

Therefore;  $C_1 = (A_1/A_2) \times 100$

Hence, % ester content =  $100 - C_1$

Example base-peak 75 and high peak 28.62 of 10 equiv of lauroyl chloride, 0.9 equiv of DMAP and cellulose have base peak 75 and high peak 15.91.

$$A_1 = \log (75 / 28.62)$$

$$= 0.418$$

$$A_2 = \log (75 / 15.91)$$

$$= 0.67$$

Fix  $C_2 = 100$

Therefore,  $C_1 = (0.418 / 0.67) \times 100$

$$= 62.38$$

% Esterification =  $100 - 62.38$

$$= 38$$

Example IR spectra of cellulose

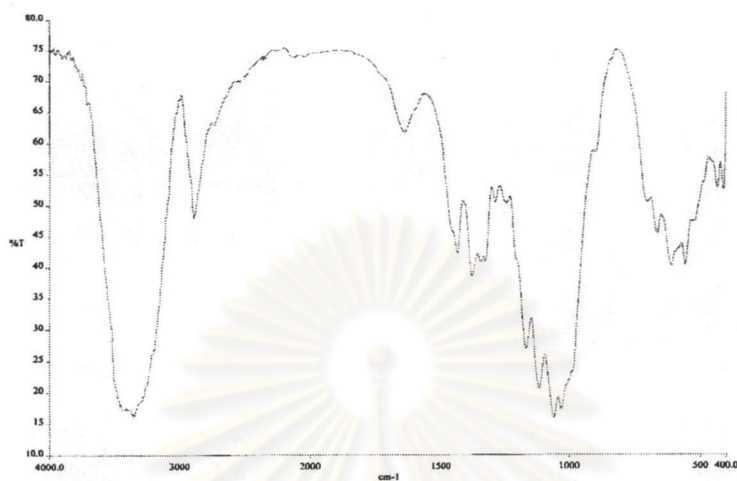


Figure C1 IR spectra of cellulose.

Example 10 equivalent weight of lauroyl chloride and 0.9 equivalent weight of DMAP

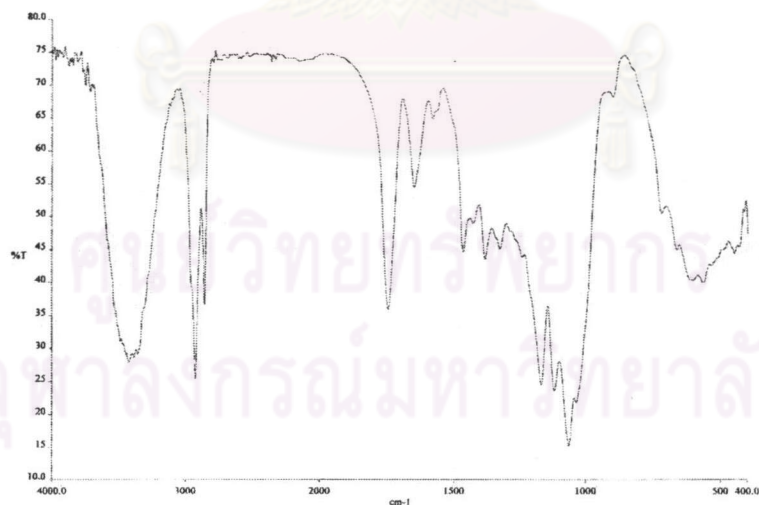
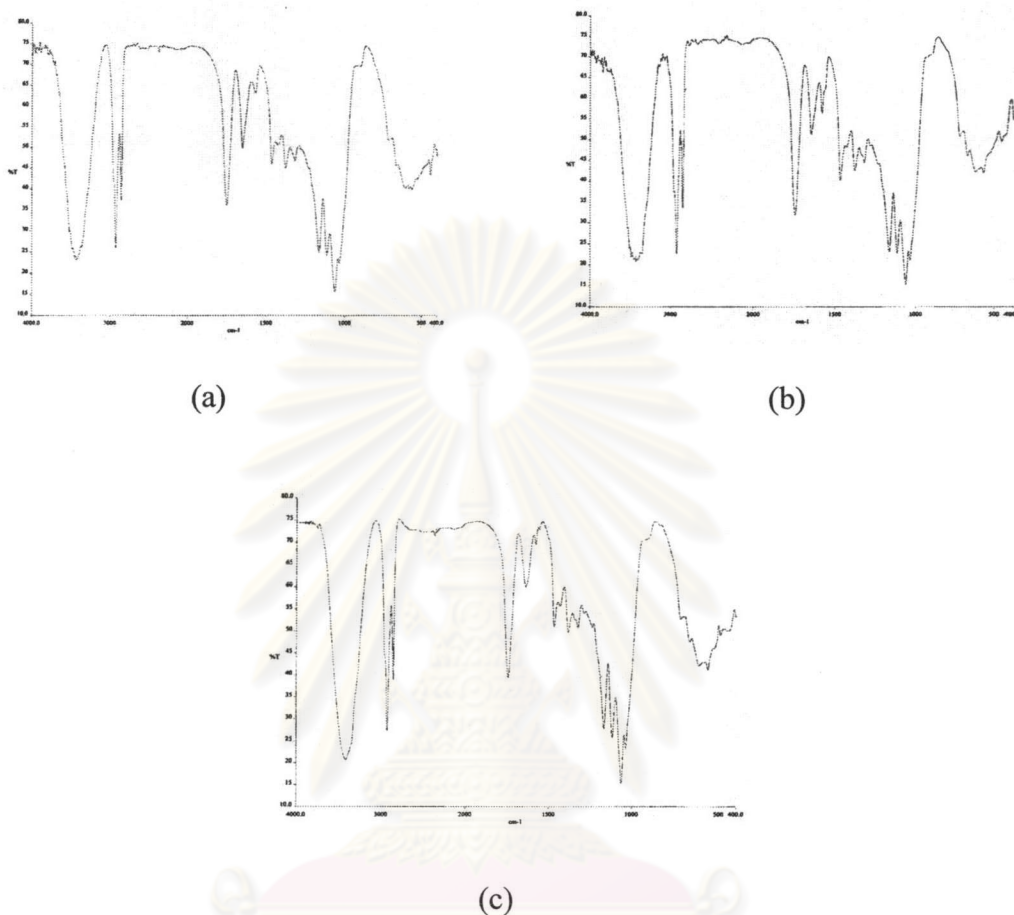


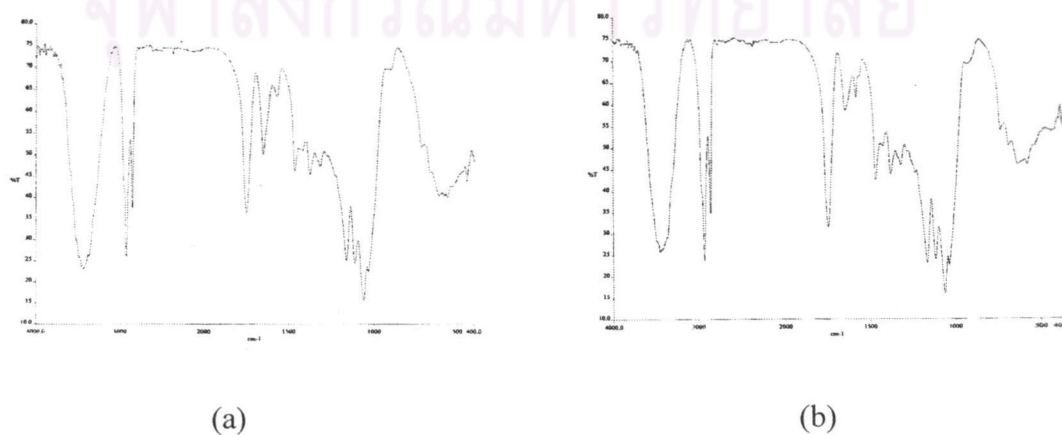
Figure C2 10 equivalent weight of lauroyl chloride and 0.9 equivalent weight of DMAP.

Example 0.9 equivalent weight of DMAP and 5, 8, 14 equivalent weight of lauroyl chloride

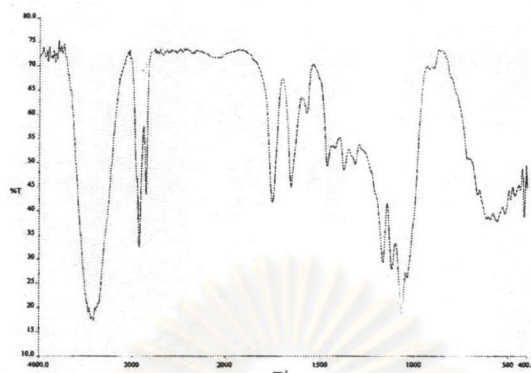


**Figure C3** 0.9 equivalent weight of DMAP and 5 (a), 8 (b), 14 (c) equivalent weight of lauroyl chloride.

Example 0.1, 0.5, 1.2 equivalent weight of DMAP and 10 equivalent weight of lauroyl chloride

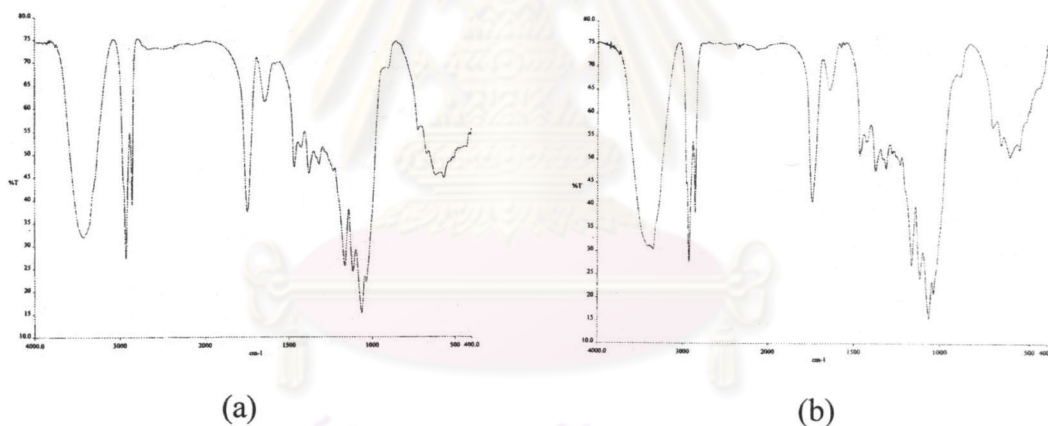






(c)

**Figure C4** 0.1 (a), 0.5 (b), 1.2 (c) equivalent weight of DMAP and 10 equivalent weight of lauroyl chloride.

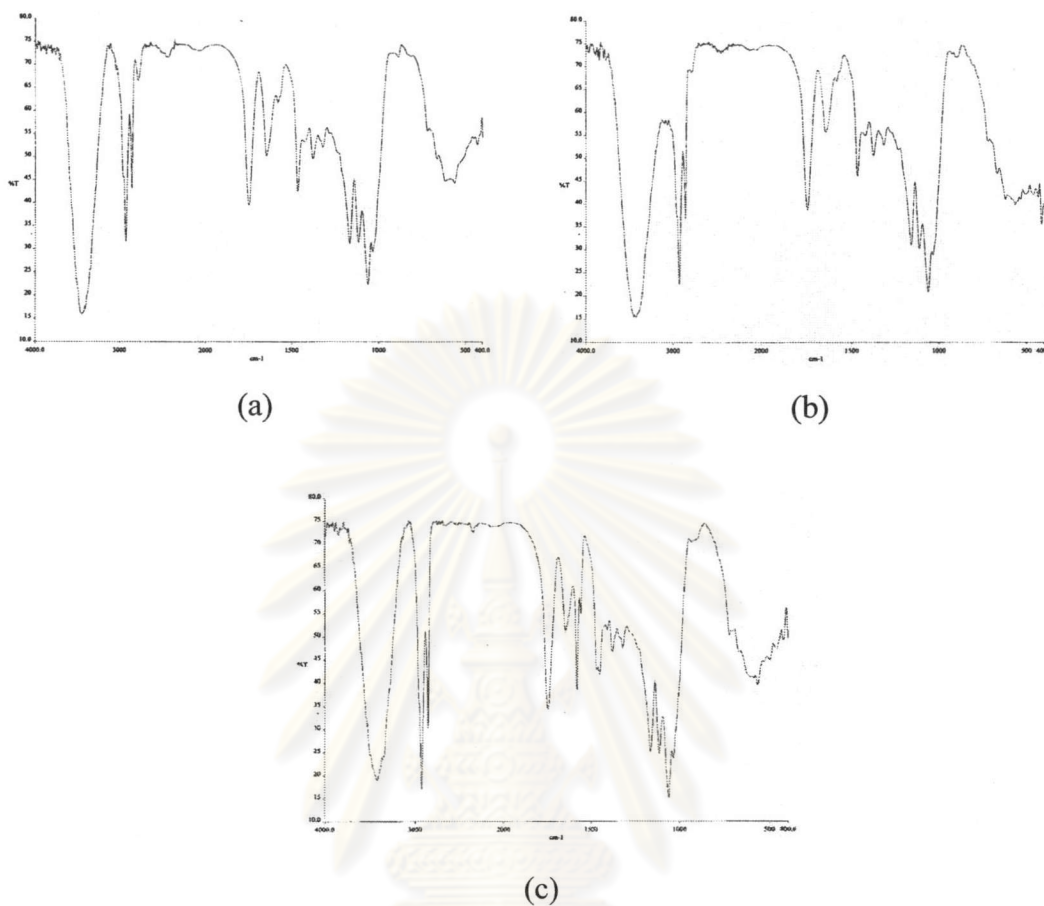


(a)

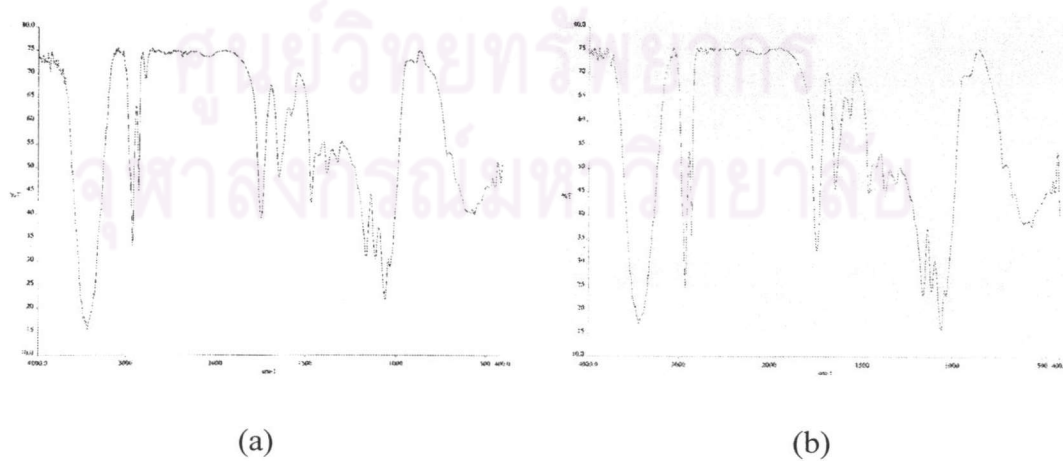
(b)

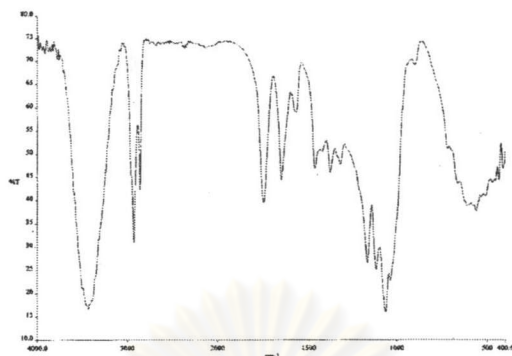
**Figure C5** 0.075 equivalent weight of DMAP and 8 (a), 14 (b) equivalent weight of lauroyl chloride.

ศูนย์วิทยทรัพยากร  
จุฬาลงกรณ์มหาวิทยาลัย



**Figure C6** 0.5 equivalent weight of DMAP and 5 (a), 8 (b), and 14 (c) equivalent weight of lauroyl chloride.





(c)

**Figure C7** 1.2 equivalent weight of DMAP and 5 (a), 8 (b), and 14 (c) equivalent weight of lauroyl chloride.

ศูนย์วิทยทรัพยากร  
จุฬาลงกรณ์มหาวิทยาลัย

## Biography

Mr. Kiathisak Uthamang was born on June 25, 1979 in Nakornsrihumarat province, Thailand. He received his Bachelor degree of engineering majoring in petrochemicals and polymeric materials from the Department of Materials Science at Sinpakorn University in 2002. After that, he continued out the Department of Materials Science, Faculty of Science, doing his Master degree in the field of applied polymer science and textile technology at Department of Material Science, Faculty of Science, Chulalongkorn University in 2004.



ศูนย์วิทยทรัพยากร  
จุฬาลงกรณ์มหาวิทยาลัย