

REFERENCES

- 1 Norman, R.H. **Conductive Rubbers and Plastics**, London : Elsevier publishing Co., 1970.
- 2 Naarmam, H., and Strohrieg, P. Conducting and Photoconducting polymers. In H.R. Kricheldorf (ed.), **Handbook of Polymer Synthesis** pp. 1374-1383. New York : Marcel DeKKer, Inc., 1992.
- 3 Blackley, D.C. **High Polymer Lattices**. London : Maclaren & son Ltd., 1966.
- 4 Odian, G. **Principle of Polymerization**. 3rd ed. New York : Wiley & sons, Inc., 1991.
- 5 Roberts, A.D. **Natural Rubber Science and Technology**. 2nd ed. Hong Kong : Graphicraft Ltd., 1990.
- 6 Bolow, C.M. **Rubber Technology and Manufacture**. England : Page Bros Ltd., 1982.
- 7 จีรวัดร์ โชคคตวิวัฒน์ , ฟองเล็ก กำเนิดทอง และสุทรรัตน์ ประทุมรัตน์ “ กาวยาง ” รายงานการศึกษาการลงทุนอุตสาหกรรม ผลิตภัณฑ์สำเร็จรูป ศูนย์เศรษฐกิจอุตสาหกรรมภาคใต้ กองเศรษฐกิจอุตสาหกรรม กระทรวงอุตสาหกรรม, กรุงเทพมหานคร
- 8 Morton, M. **Rubber Technology**, 3rd ed. New York : Van Nostrand Reinhold Co., 1987.

- 9 Bikales, M. Natural rubber, **Encyclopedia of Polymer Science and Engineer** 14(1988) : 667-713.
- 10 Fong, C.S. Types Composition Properties Storage and Handing of Natural rubber Latex concentrates. In F.K.Yoon, and P.G., Chuah (eds.), Natural rubber examination glove manufacture, pp. 1-12. Malaysia : **Rubber Research Institute of Malaysia**, 1988.
- 11 Abdul Aziz, S.A. Advances in Natural rubber production, **Rubber Chemistry and Technology** 67 (August 1994) : 537-547.
- 12 Brydson, J.A. **Rubber Chemistry**. England : Applied science Publishers Ltd., 1978.
- 13 Stanley, J., Polypyrrole, **Encyclopedia of Polymer Science and Engineering** 13(1988) : 42-53.
- 14 Kanatzidis, M.G. Conducting polymer, **Chemical & Engineering News** 68 (1990) : 36-54.
- 15 Bredas, J.L., and street, G.B. Polaron, Bipolarons and Solution in conducting polymer, **Acc. Chem. Res.** 18 (1985) : 309-315.
- 16 Harry, R. and Frederick W., **Contemporary Polymer Chemistry**. New Jersey : Prentice-Hall, Inc., 1981.
- 17 Ojio, T. and Miyata, S. Highly transparent and conducting polypyrrole-poly (vinyl alcohol) composite films prepared by gas state polymerization, **Polymer Journal** 18 (1986) : 95-98.
- 18 Chao, T.H. and March, J. A. Study of polypyrrole synthesized with oxidative transition metal ions, **J. of Polymer Science** 26 (1988) : 743-753.

- 19 Daiz, A.F. and Bargon J. **Electrochemical Synthesis**. California : IBM Research Laboratory, 1970.
- 20 Diaz, A.F. An Electrochemically synthesis conducting organic polymer, **Synthetic Metals** 1 (1979-1980) : 329-336.
- 21 Diaz, A.F. Electrochemical preparation and characterization of conducting polymers, **Chemical Scripta** 17 (1981) : 145-148.
- 22 Blythe, A.R. Electrical properties of polymer. Master's thesis, Cambridge University, 1979.
- 23 Druy, M.A. Multicomponent systems based on polypyrrole, **U.S. Pat.** ,644,037 (1987, Feb, 17).
- 24 Anuntasin Techagumpuch. The preparation of highly conductive polypyrrole composite film by chemical polymerization in solution, **Frontiers of polymer Research**, (1991) : 351-357.
- 25 Ruckenstein, E., and Chen, J. Effect of a surface active pyrrole on the conductivity of polypyrrole composites, **J. of Applied Polymer Science** 43 (1991) : 1209-1218.
- 26 Thanawadee Leejarkpai. Synthesis of electrical conducting polymer by solution polymerization. Master's thesis, Chulalongkorn University, 1993.
- 27 Patil, A.O., Heeger, A.J., and Wudl, F. Optical properties of conductivity polymers, **Chem. Rev.** 88 (1988) : 183-200.
- 28 Erlandsson, R., et.al. Proton modification of conducting polypyrrole, **Chem. Solids** 45 (1984) : 427-432.
- 29 Mac Darmid , A. G., and Kanr, R.B. The conducting polymer. In T.A.

Skotheim (ed.), **Handbook of conducting polymers**. pp. 690-727. New York : Marcel Dekker, Inc., 1986.



ศูนย์วิทยทรัพยากร
จุฬาลงกรณ์มหาวิทยาลัย

APPENDIX A

CALCULATION METHOD

Program for Calculation of Conductivity by Van Der Pauw Method.

OK

LIST

```
10  CLS
15  d1=0 : d2=0 : d3=0 : d4=0 : R1=0.001 : R2=0.001 : R3=0.001 :
    R4=0.001
20  INPUT "d1=" ; d1
30  INPUT "d2=" ; d2
40  INPUT "d3=" ; d3
50  INPUT "d4=" ; d4
60  D=(d1+d2+d3+d4)/4
80  PRINT "R1234[1]=" ; : INPUT R1
81  PRINT "R1234[2]=" ; : INPUT R2
82  PRINT "R1234[3]=" ; : INPUT R3
83  PRINT "R1234[4]=" ; : INPUT R4
150 FOR 0=1 TO 4
160 IF 0=1 THAN W1=R1 : W2=R2
165 IF 0=2 THAN W1=R2 : W2=R3
170 IF 0=3 THAN W1=R3 : W2=R4
```

```
175 IF 0=4 THAN W1=R4 : W2=R1
200 M=PI*D
210 A=M*W1 : B=M*W2
220 F=(A+B)*0.5
230 X=0.693147/F
240 P=EXP(-A*X) + EXP(-B*X)
250 IF P <= 1.00001 THEN 280
260 X=X*P
270 GOTO 240
280 BEEP : PRINT "CONDUCTIVITY"; 0; "="; X
290 IF 0=1 THEN C1 = X
300 IF 0=2 THEN C2 = X
310 IF 0=3 THEN C3 = X
320 IF 0=4 THEN C4 = X
330 Cav=(C1+C2+C3+C4)/4
400 NEXT 0
401 BEEP : PRINT "AVERAGE CONDUCTIVITY=" ; Cav
405 PRINT "THICHNESS=" ; D
410 PRINT "RESISTANCE No 1=" ; R1
420 PRINT "RESISTANCE No 2=" ; R2
430 PRINT "RESISTANCE No 3=" ; R3
440 PRINT "RESISTANCE No 4=" ; R4
500 END
```

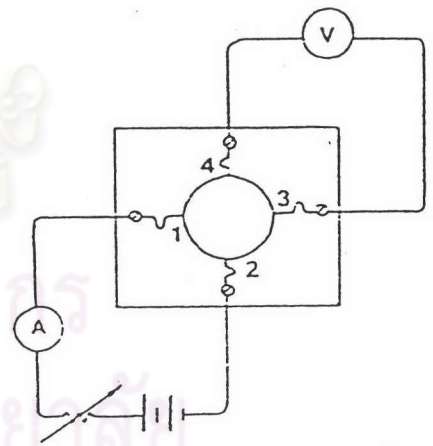
Calculation Conductivity of polypyrrole.

CNR was prepared by electrochemical and chemical solution method. The thickness was measured by vernier caliber. After that electrical conductivity of CNR was measured by Van Der Pauw method.

Sample 1

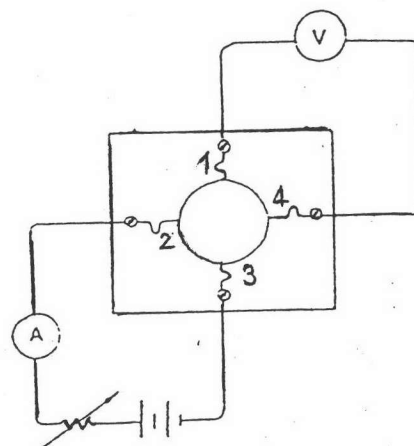
Four ohmic contacts at the edge of the disc sample are made for then measurement. First apply suitable current (I_{12}) though contacts 1 and 2 and measure potential different (V_{34}) between contact 3 and 4 and obtains ratio $R_1 = |V_{34}| / I_{12}$.

I_{12} (mA)	$ V_{34} $ (mV)	R_{1234} (Ω)
39×10^{-3}	25	589.743
56×10^{-3}	21	375.000
72×10^{-3}	22	305.555
100×10^{-3}	34	340.000
average R_{1234} (R_1)		402.574



Secondaly, I_{23} is applied through the contact 2 and 3 and measure the potential difference, V_{41} which will give the ratio $R_2 = |V_{41}| / I_{23}$

I_{23} (mA)	$ V_{41} $ (mV)	R_{2341} (Ω)
62×10^{-3}	44	709.6774
28×10^{-3}	37	1321.428
23×10^{-3}	33	1434.782
18×10^{-3}	31	1722.222
average R_{2341} (R_2)		1297.222



Then calculate for the conductivity (σ) of the disc sample by equation $\sigma = (\sigma_1 + \sigma_2 + \sigma_3 + \sigma_4) / 4$.

The above program will give the following information (in principle, $\sigma_1, \sigma_2, \sigma_3, \sigma_4$, can be calculated by changing the position of electrodes around).

RUN

THICKNESS d1 = 0.073

 d2 = 0.072

 d3 = 0.069

 d4 = 0.064

RESISTANCE No.1 = 402.5747

RESISTANCE No.2 = 1297.0270

RESISTANCE No.3 = 174.1231

RESISTANCE No.4 = 230.3266

CONDUCTIVITY $\sigma_1 = 4.170 \times 10^{-3}$

$$\sigma_2 = 5.748 \times 10^{-3}$$

$$\sigma_3 = 1.580 \times 10^{-2}$$

$$\sigma_4 = 1.030 \times 10^{-2}$$

$$\sigma_{avr} = 9.006 \times 10^{-3}$$

OK

Sample 2

RUN

THICKNESS $d_1 = 0.068$

$$d_2 = 0.067$$

$$d_3 = 0.065$$

$$d_4 = 0.064$$

RESISTANCE No.1 = 313.031

RESISTANCE No.2 = 1192.713

RESISTANCE No.3 = 750.555

RESISTANCE No.4 = 268.137

CONDUCTIVITY $\sigma_1 = 5.112 \times 10^{-3}$

$$\sigma_2 = 3.504 \times 10^{-3}$$

$$\sigma_3 = 7.157 \times 10^{-3}$$

$$\sigma_4 = 1.152 \times 10^{-3}$$

$$\sigma_{avr} = 6.825 \times 10^{-3}$$

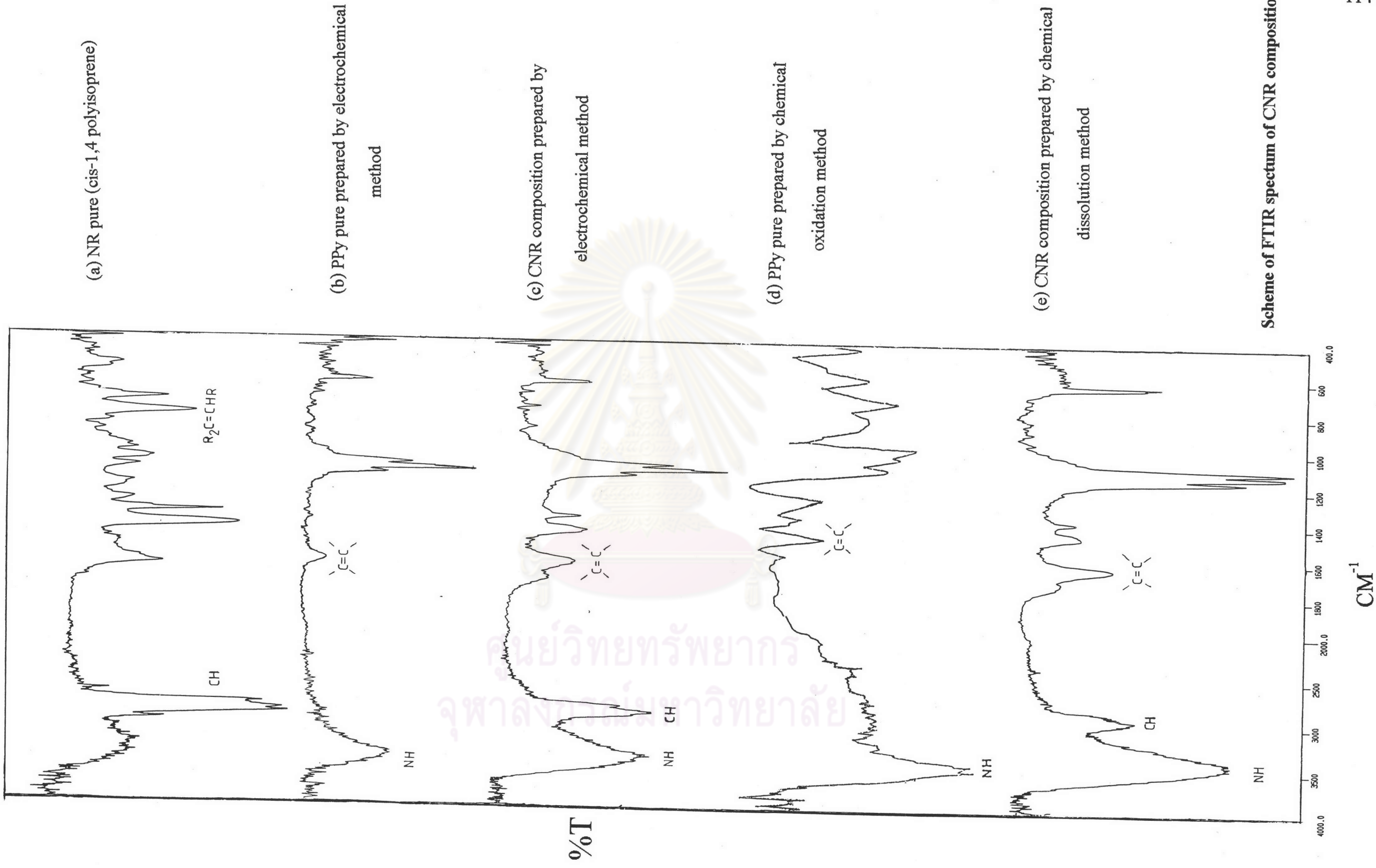
OK

Finally, the average conductivity of CNR sheet can be calculated by Van Der Pauw method to be 7.9×10^{-3} S/cm.

APPENDIX B

The assignment for the FTIR spectrum of CNR composite.

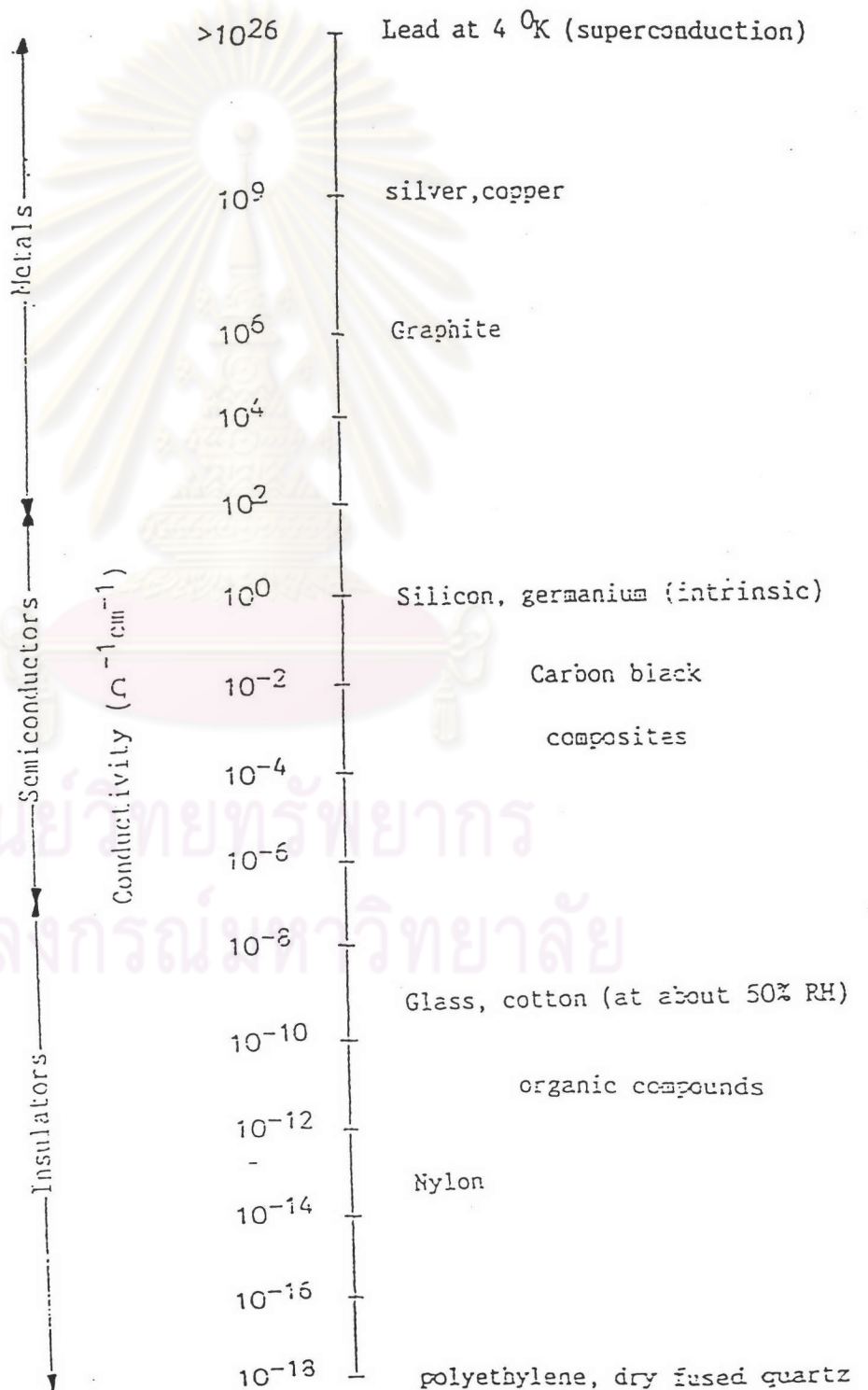
Wavenumber ν (cm^{-1})	Assignment
3450	NH stretching (PPy)
2950	CH stretching (NR)
1710	C=C stretching (NR+PPy)
1660	and ring stretching (PPy)
1600	
1490	CH in-plane bending (NH)
1350	
1220	
1180	doping-induced mode (PPy)
1160	
1100	
660	aromatic ring (PPy)
620	and CH out of plane (NH+PPy)
600	



Scheme of FTIR spectrum of CNR composition.

APPEXDIX C

THE CONDUCTIVITY OF REFERENCE MATERIAL [29]





VITA

Porntip Tasakorn was born in September 10, 1970 in Bangkok, Thailand. She received Bachelor Degree of Science in Industrial Chemistry, King Mongkut Institute of Technology North Bangkok (KMIT'N) in 1993. She continued her Master's degree study at Chulalongkorn University in 1993.



ศูนย์วิทยทรัพยากร
จุฬาลงกรณ์มหาวิทยาลัย