

REFERENCES

- Ammon, H.P.T. and Wahl, M.A. 1999. Pharmacology of *curcuma longa* L. Planta Medica. 57: 4.
- Anasari, M.J., Ahmad, S., Kohli, K., Ali, J. and Khar, R.K. 2005. Stability-indicating HPTLC determination of curcumin in bulk drug and pharmaceutical formulations. J. Pharm. Biomed. Anal. 39: 132-138.
- Anchang, L., Hongxiang, L., Lixia, Z. and Peihong, F. 2006. Validated LC/MS/MS assay for curcumin and tetrahydrocurcumin in rat plasma and application to pharmacokinetic study of phospholipid complex of curcumin. J. Pharm. Biomed. Anal. 40: 720-724.
- Asai, A. and Miyazawa, T. 2001. Dietary curcuminoids prevent high-fat diet-induced lipid accumulation in rat liver and epididymal adipose tissue. J. Nutr. 131(11): 2932-2935.
- Asai, A. and Miyazawa, T. 2000. Occurrence of orally administered curcuminoids as glucuronide and glucuronide/sulfate conjugates in rat plasma. Life Sciences. 67: 2785-2793.
- Cheng, A.L., Hsu, C.H., Lin, J.K. and et al. 2001. Phase I clinical trial of curcumin, a chemopreventive agent, in patients with high – risk or pre-malignant lesions. Anti.Can.Res.(21):2895-2900.
- Christopher, I., Samantha, O., Don, J. and et al. 2001. Characterization of metabolites of the chemopreventive agent curcumin in human and rat hepatocytes and in the rat in vivo, and evaluation of their ability to inhibit phorbol ester-induced prostaglandin E₂ production. Can.Res. 61(1): 1058-1064.

- Christopher, R., Donald, J.L., Samantha, O. and et al. 2002. Metabolism of cancer chemopreventive agent curcumin in human and rat intestine. Can.Epid.Bio.Prev. 11: 105-111.
- Dennis, D.H., Milagros, A.P, Dean, E.B., Aynun, N.B., Sally, A.F. and Cheryl, L.R. 2005. Tetrahydrocurcumin in plasma and urine: Quantitation by high performance liquid chromatography. J.Chromatogr. B. 824: 206-212.
- Deng, S.L., Chen, W.F., Zhou, B., Yang, L., Liu, Z.L. 2006. Protective effects of curcumin and its analogues against free radical-induced haemolysis of human red blood cells. Food Chem. 98: 112-119.
- Desphande, U.R., et al. 1997. Effect of turmeric extract on lipid profile in human subjects. Med.Sci.Res. 25(10): 695-698.
- Duvoix, A., Blasius, R., Delhalle, S., Schnekenburger, M., et al. 2005. Chemopreventive and therapeutic effects of curcumin. Can. Lett. 223: 181-190.
- Fan, C., Wo, X., Qian, Y., Yin, J., Gao, L. 2006. Effect of curcumin on the expression of LDL receptor in mouse macrophages. J. Ethanopharmacol. 105: 251-254.
- Farombi, E.O. and Ekor, M. 2006. Curcumin attenuates gentamicin-induced renal oxidative damage in rats. Food Chem. Toxicol. 44:1443-1448.
- Hartmann, C., Smeyers-Verbeke, J., Massart, D.L. and McDowall, R.D. 1998. Validation of bioanalytical chromatographic methods. J.Pharm.Biomed.Anal. 17: 193-218.

- He, X.G., Lin, L.Z., Lian, L.Z. and Lindermaier, M. 1998. Liquid chromatography-electrospray mass spectrometric analysis of curcuminoids and sesquiterpenoids in turmeric (*Curcuma longa*). J. Chromatogr. A. 818:127-132.
- Heath, D.D., Milagros, A.P., Dean, E.B. and Cheryl, L. 2003. Curcumin in plasma and urine: quantitation by high-performance liquid chromatography. J.Chromatgr.B. 783: 287-295.
- Hiserodt, R., Hartman, T.G., Ho, C.T. and Rosen, R.T. 1996. Characterization of powder turmeric by liquid chromatography - mass spectrometry and gas chromatography – mass spectrometry. J. Chromatogr. A. 740: 51-63.
- Huang, MT., MA, W., LU, YP.,et al. 1995. Effects of curcumin, demethoxycurcumin, bisdemethoxycurcumin and tetrahydrocurcumin on 12-O-tetradecanoylphorbol-13-acetate-induced tumor promotion. Carcinogenesis. 16: 2493-2497.
- Ishita, C., Kaushik, B., Uday, B., Ranajit, K.B. 2004. Tumeric and curcumin: Biological actions and medicinal applications. Cur. Science. 87(1): 44-53.
- Jain, S., Rains, J., Jones, K. 2006. Effect of curcumin on protein glycosylation, lipid peroxidation, and oxygen radical generation in human red blood cells exposed to high glucose levels. Free Rad. Bio. 41: 92-96.
- Jayaprakasha, G.K., Jaganmohan, R.L., Sakariah, K.K. 2002. An improved HPLC method for the determination of curcumin, demethoxycurcumin and bisdemethoxycurcumin. Agricult. Food Chem. 50: 3668-3672.
- Jayaprakasha, G.K., Jaganmohan, R.L., Sakariah, K.K. 2005. Chemistry and biological activities of *C. longa*. Trend. Food. Sci. Tech. 16: 533-548.

- Jayaprakasha, G.K., Jaganmohan, R.L., Sakariah, K.K. 2006. Antioxidant activities of curcumin, demethoxycurcumin and bisdemethoxycurcumin. Food Chem. 98: 720-724.
- Jen-Kun, L. and Shoei-Yn, L.S. 2001. Mechanism of cancer chemopreventive by curcumin. Proc.NaH.Sci.Counc. 25(2): 59-66.
- Maheshwari, R.K., Singh, A.K., Gaddipati, J., Srimal, R.C. Multiple biological activities of curcumin: A short review. Life Science. 78: 2081-2087.
- Min-Hsiung, P., Tsang-Miao, H. and Jen-Kun, L. 1999. Biotransformation of curcumin through reduction and glucuronidation in mice. Drug Met.Dispo. 27(1):486-494.
- Muhammed, M. et al. 1996. Tumeric and the healing curcuminoids. Connecticut.: Keats publishing. 22-23: 28-31.
- Notarbartolo, M., Poma, P., Perri, D., Dusonchet, L. et al. 2005. Antitumor effects of curcumin, alone or in combination with cisplatin or doxorubicin, on human hepatic cancer cells. Analysis of their possible relationship to changes in NF- κ B activation levels and in IAP gene expression. Can. Lett. 224: 53-65.
- Pak, Y., Patek, R. and Mayersohn, M. 2003. Sensitive and rapid isocratic liquid chromatography method for the quantitation of curcumin in plasma. J.Chromatgr.B. 796: 339-346.
- Péret-Almeida, L., Cherubino, A.P.F., Alves, R.J., Dufossé, L., Glóris, M.B.A. 2005. Separation and determination of the physico-chemical characteristics of curcumin, demethoxycurcumin and bisdemethoxycurcumin. Food Res. Int. 38: 1039-1044.

- Pillai, G.R., Srivastava, A.S., Hassanein, T.I., Chauhan, D.P., Carrier, E. 2004. Induction of apoptosis in human lung cancer cells by curcumin. Can. Lett. 208: 163-170.
- Ricky, A., Christopher, R., Richard, D. et al. 2001. Effects of dietary curcumin on glutathione S-transferase and malondialdehyde-DNA adducts in rat liver and colon mucosa relationship with drug levels. Clin.Can.Res. 7: 1452-1458.
- Rithaporn, T. Monga, M., Rajasekaran, M. 2003. Curcumin: a potential vaginal contraceptive. Contraception. 68: 219-223.
- Seerajan, R., Rao, MN. 1994. Curcuminoids as potent inhibitors of lipid peroxidation. J Pharm Pharmacol. 46: 1013-1016.
- Sharma, R.A., Euden, S.A., Platton, S.L., Cooke, D.N., and et al. 2004. Phase I Clinical trial of oral curcumin: Biomarkers of systemic activity and compliance. Clin. Can. Res. 10(10): 6847-6854.
- Sharma, R.A., Gescher, A.J., Steward, W.P. 2005. Curcumin: The story so far. Eur. J. Can. 41: 1955-1968.
- Sharma, R.A., McLelleand, H.R., Hill, K.A. et al. 2001. Pharmacodynamic and pharmacokinetic study of curcuma extract in patients with colorectal cancer. Clin.Can.Res. 7: 1894-1900.
- Shi, M., Cai, Q., Yao, L., Mao, Y. Ming, Y., Ouyang, G. 2006. Antiproliferation and apoptosis induced by curcumin in human ovarian cancer cells. Cell Bio. Int. 30: 221-226.

- Soni, K.B. and Kuttan, R. 1992. Effect of oral curcumin administration on serum peroxides and cholesterol levels in human volunteers. Indian J. Physiol. Pharmacol. 36(4): 273-275.
- Soundamini, K.K., Unnikrishan, M.C., Soni, K.B. and Kuttan, R. 1992. Inhibition of lipid peroxidation and cholesterol levels in mice by curcumin. Indian J. Physiol. Pharmacol. 36(4): 239-243.
- Srinivasan, K. and Sambaiah, K. 1991. The effect of spices on cholesterol 7 alphahydroxylase activity and on serum and hepatic cholesterol levels in rat. Int.J.Vitam.Nutr.Res. 61(4): 364-369.
- Sugiyama, T., Nagata, J.I., Yamagishi, A., Endoh, K. et al. 2006. Selective protection of curcumin against carbon tetrachloride-induced inactivation of hepatic cytochrome P450 isoenzymes in rats. Life Sciences. 78: 2188-2193.
- Swartz, M. and Krull, I. 2003. Validation of bioanalytical methods highlights of FDA's guidance. 2: 136-142.
- Thongnopnua, P., Jianmongkul, S. and Charsaya, C. 2005. Bioequivalent study of curcuminoids tablet comparing to curcuminoids capsule in Thai healthy volunteers. Presented at the 22th Pharmaceutical Research Meeting at Faculty of Pharmaceutical Sciences, Chulalongkorn University, December 2. Thailand.
- Tunstall, R.G., Sharma, R.A., Perkins, S., Sale, S., Singh, R. et al. 2006. Cyclooxygenase-2 expression and oxidative DNA adducts in murine intestinal adenomas: Modification by dietary curcumin and implications for clinical trials. Eur. J. Can. 42: 415-421.

U.S.Department of health and human service, Food and drug administration, Center for drug evaluation and research (CDER), Center for veterinary medicine (CVM).
Guidance for industry: Bioanalytical method validation. May 2001.

WinNonlin program, version 1.0, 1995. Scientific Consulting, INC.

Yasni, S., Imaizumi, K., Nakamura, M., Aimoto, J. and Sugano, M. 1993. Effects of curcuma xanthorrhiza Roxb. And curcuminoids on the level of serum and liver lipids, serum apolipoprotein A-I and lipogenic enzymes in rats. Food Chem. Toxicol. 31(3):213-218.

Ying-Jan, W., Min-Hsiung, P. , Ann-Lii, C. et al. 1997. Stability of curcumin in buffer solutions and characterization of its degradation products. J.Pharm.Biomed.Anal. 15: 1867-1876.

Xu, Y., Ku, B.S., Yao, H.Y., Lin, Y.H., Ma, X. et al. 2005. Antidepressant effects of curcumin in the forced swim test and olfactory bulbectomy models of depression in rats. Pharmacol. Biochem. Behav. 82:200-206.

Xu, Y., Ku, B.S., Yao, H.Y., Lin, Y.H., Ma, X. et al. 2005. The effects of curcumin on depressive-like behaviors in mice. Eur. J. Pharmacol. 518: 40-46.

<http://www.chromatographyonline.com>

APPENDICES

APPENDIX A

Table A1. Biochemistry parameters of 12 volunteers

Content	Mean \pm SD	Range
Age(yr)	24.17 \pm 4.89	21 – 36
BMI (kg/m ²)	22.81 \pm 2.41	19.26 – 27.14
Hematocrit,%	46.11 \pm 2.26	43 – 50
Hemoglobin , g/dl	14.73 \pm 0.81	13.4 – 15.6
Platelet , x10 ³ cells/mm ²	237.89 \pm 47.10	173 - 314
WBC , x10 ³ cells/mm ²	6.19 \pm 1.03	4.8 – 8.1
Glucose , mg/dl	84.67 \pm 11.44	69 – 99
BUN , mg/dl	12.78 \pm 2.05	11 – 16
Creatinine , mg/dl	0.96 \pm 0.13	0.8 – 1.1
Uric acid , mg/dl	5.71 \pm 1.28	2.9 – 7.6
Cholesterol , mg/dl	187.33 \pm 25.20	151 – 240
Triglyceride , mg/dl	71.22 \pm 26.77	42 – 114
SGOT , U/L	19.89 \pm 4.31	13 – 26
SGPT , U/L	16.78 \pm 6.44	10 – 29
ALP , U/L	85.50 \pm 20.05	59 – 108

APPENDIX B

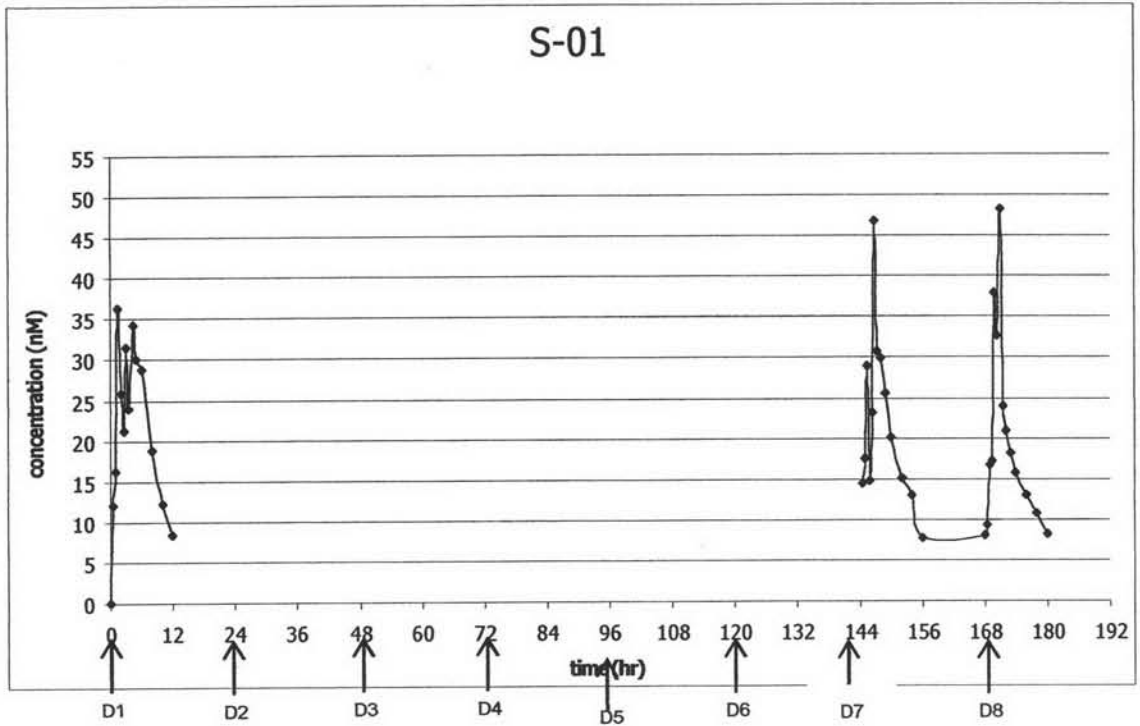


Figure B1. Concentration – time profile of subject 01 on the 1st, 7th and 8th day of oral administration of curcuminoids tablet

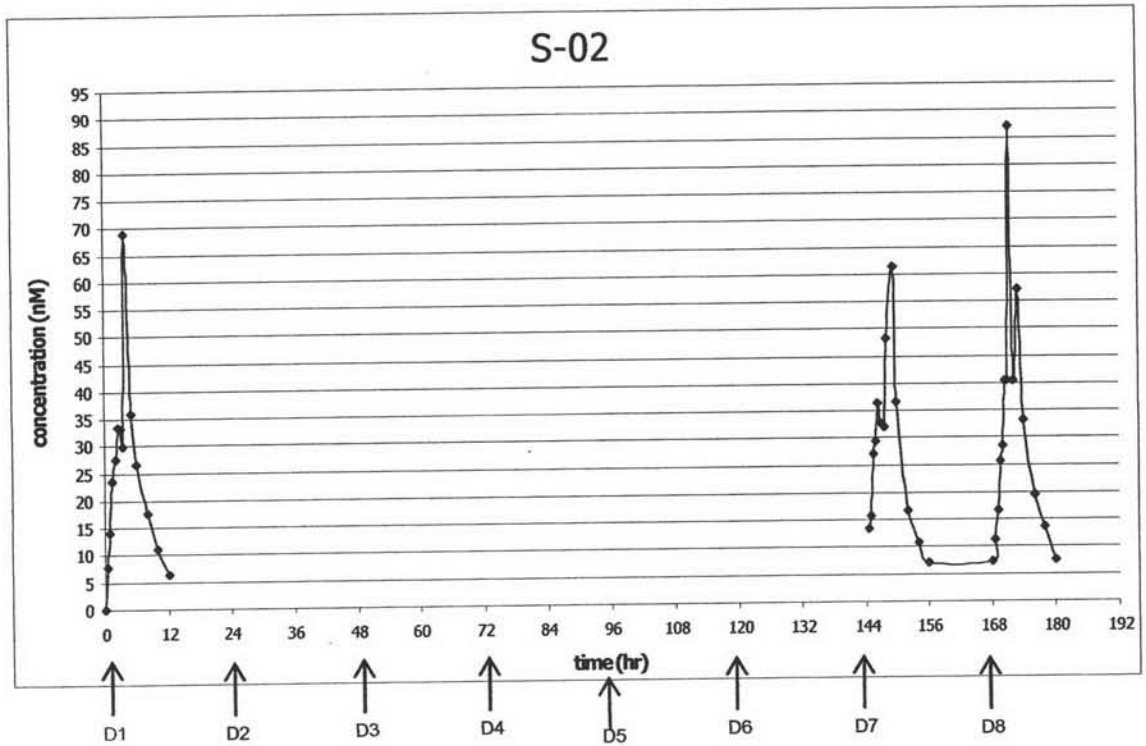


Figure B2. Concentration – time profile of subject 02 on the 1st, 7th and 8th day of oral administration of curcuminoids tablet

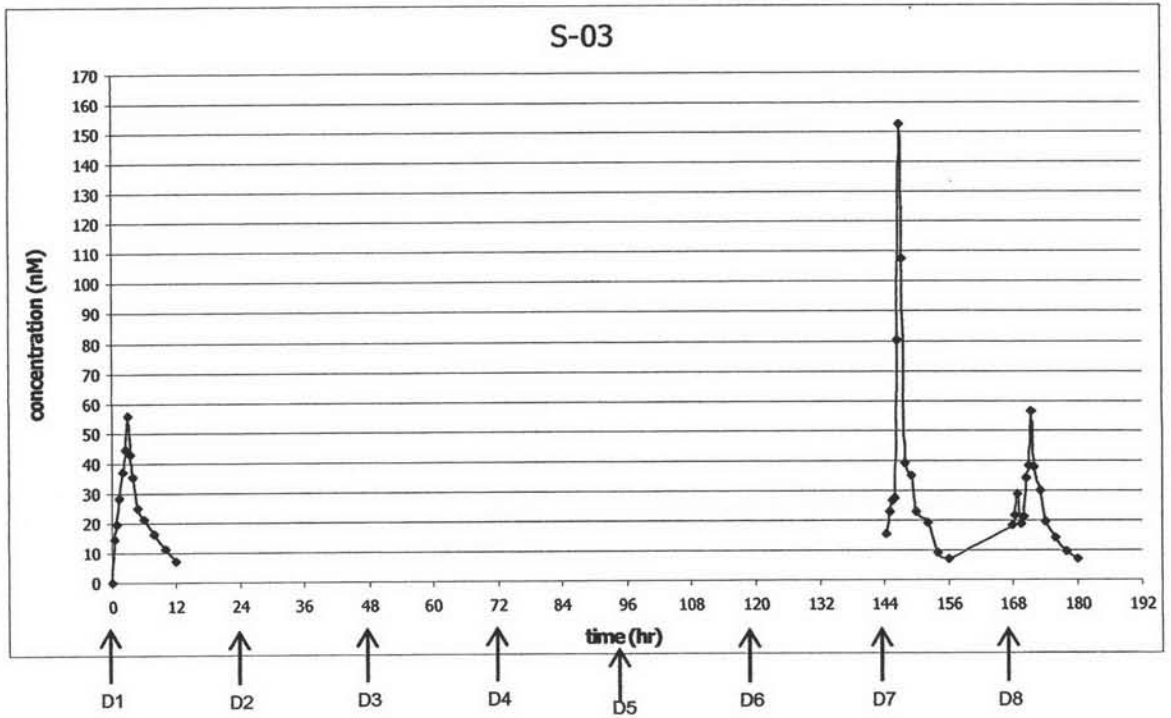


Figure B3. Concentration – time profile of subject 03 on the 1st, 7th and 8th day of oral administration of curcuminoids tablet

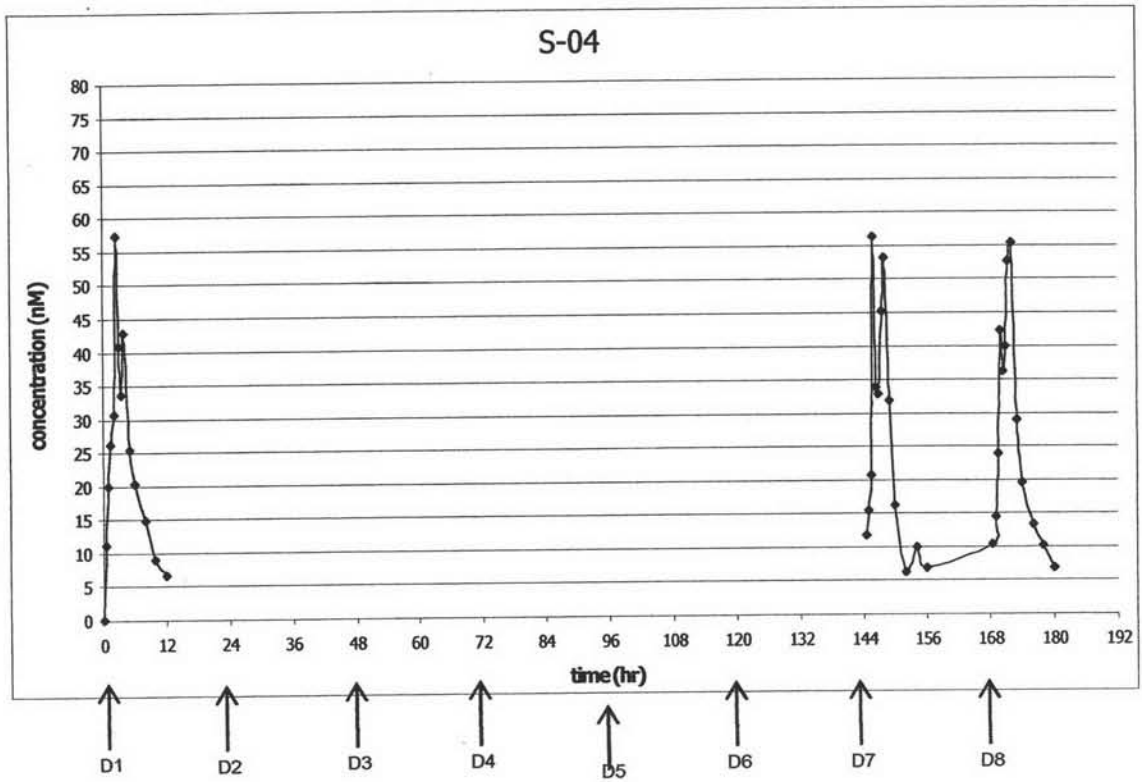


Figure B4. Concentration – time profile of subject 04 on the 1st, 7th and 8th day of oral administration of curcuminoids tablet

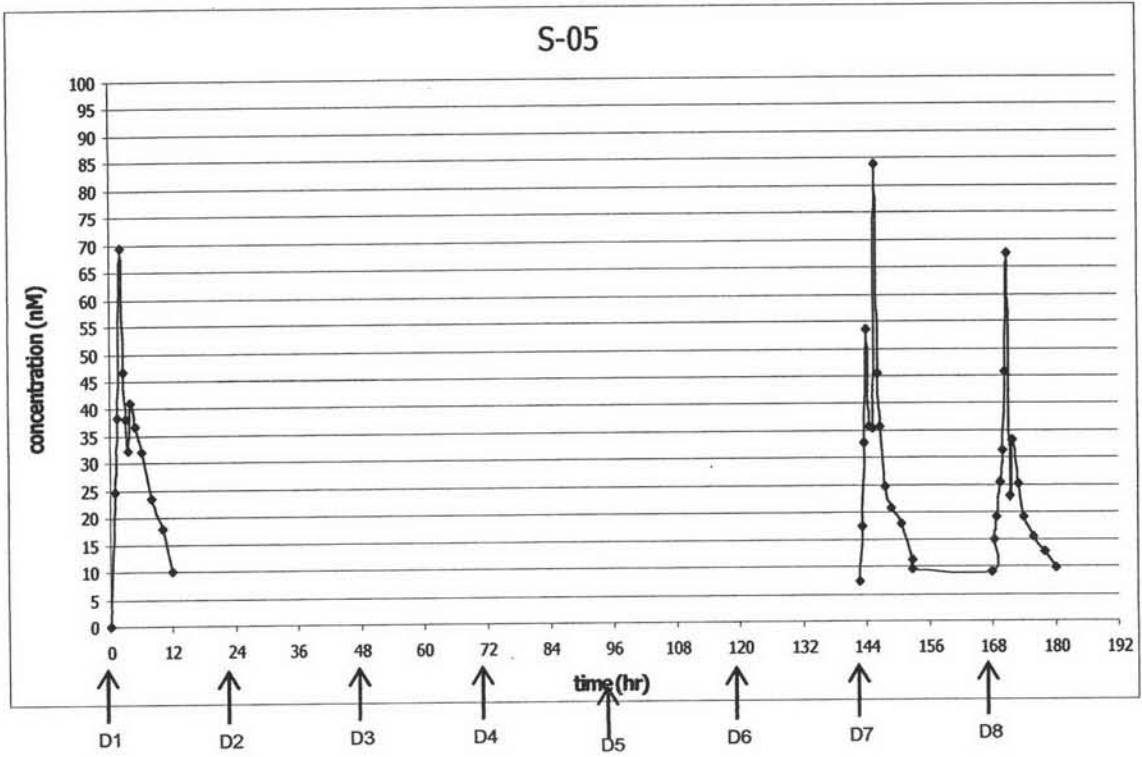


Figure B5. Concentration – time profile of subject 05 on the 1st, 7th and 8th day of oral administration of curcuminoids tablet

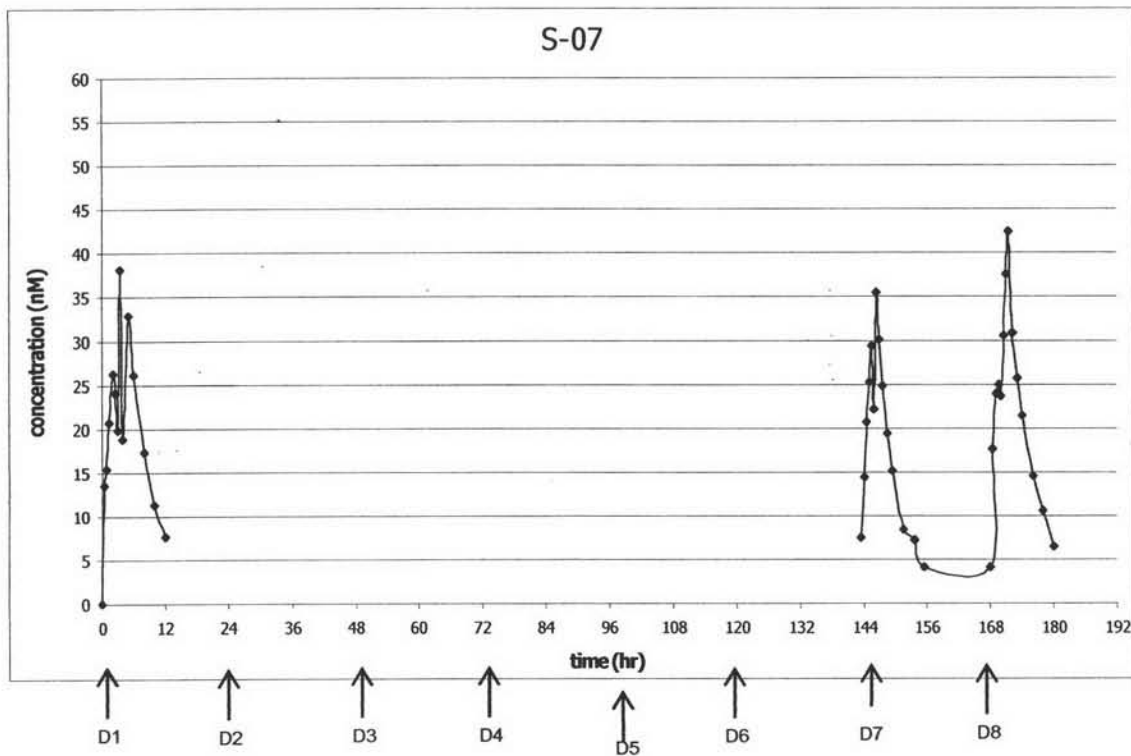


Figure B6. Concentration – time profile of subject 06 on the 1st, 7th and 8th day of oral administration of curcuminoids tablet

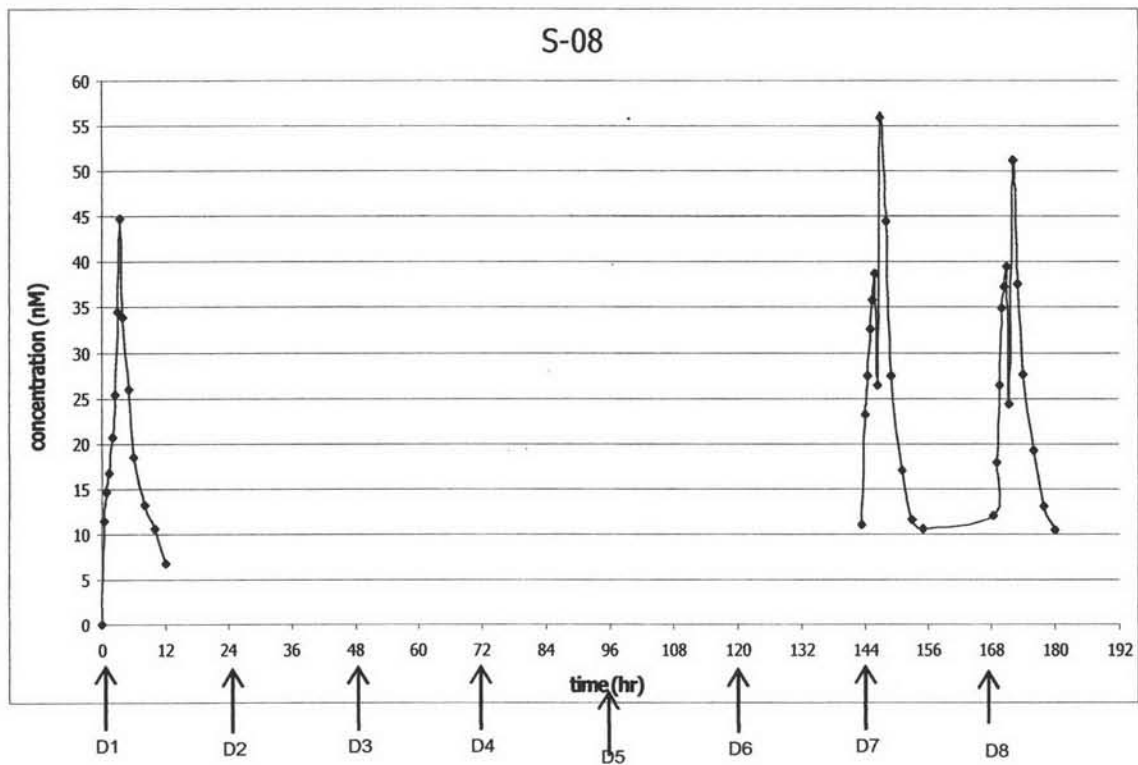


Figure B7. Concentration – time profile of subject 07 on the 1st, 7th and 8th day of oral administration of curcuminoids tablet

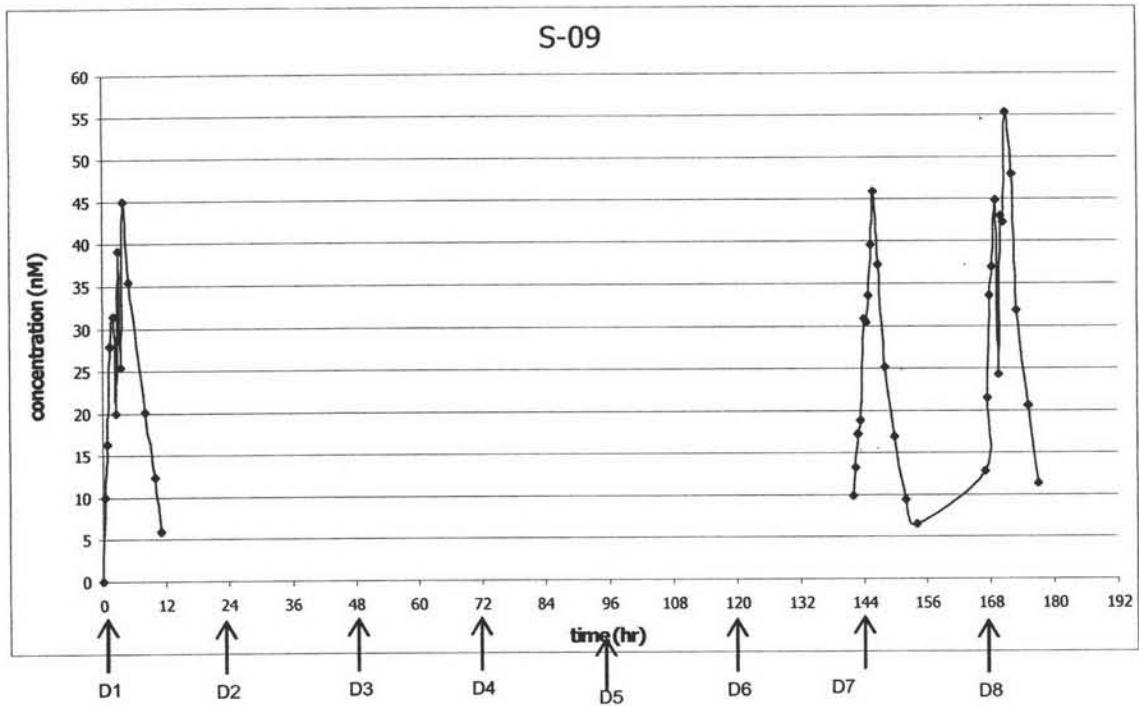


Figure B8. Concentration – time profile of subject 08 on the 1st, 7th and 8th day of oral administration of curcuminoids tablet

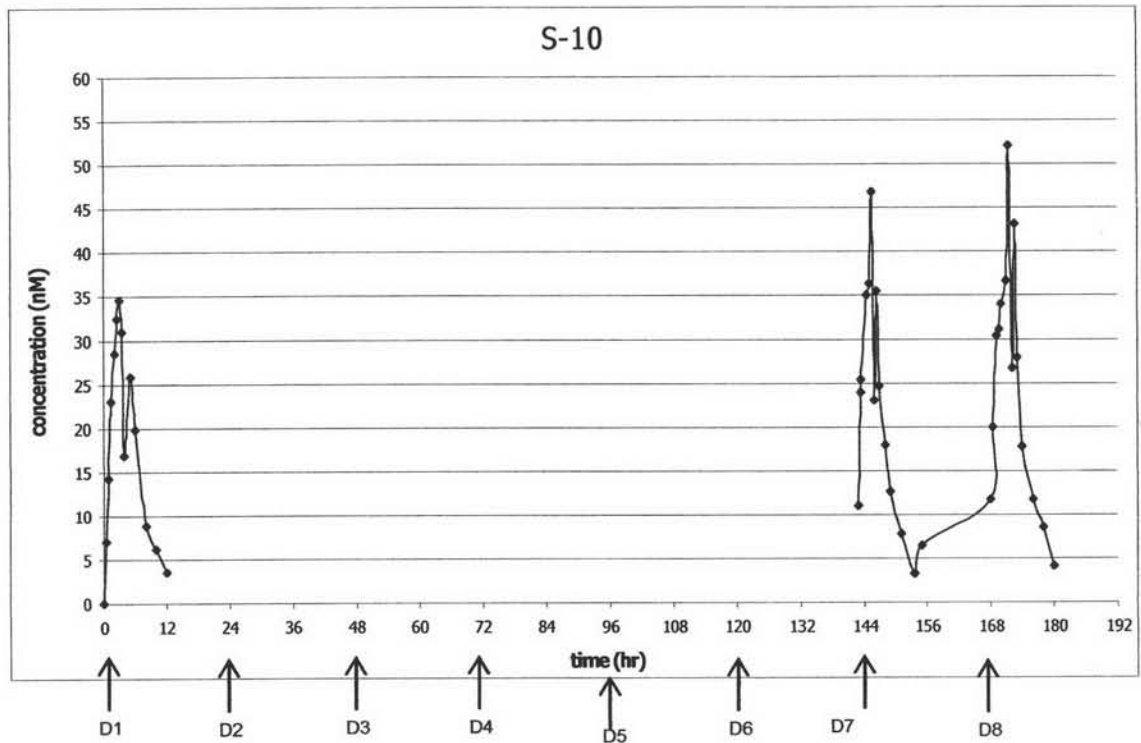


Figure B9. Concentration – time profile of subject 09 on the 1st, 7th and 8th day of oral administration of curcuminoids tablet

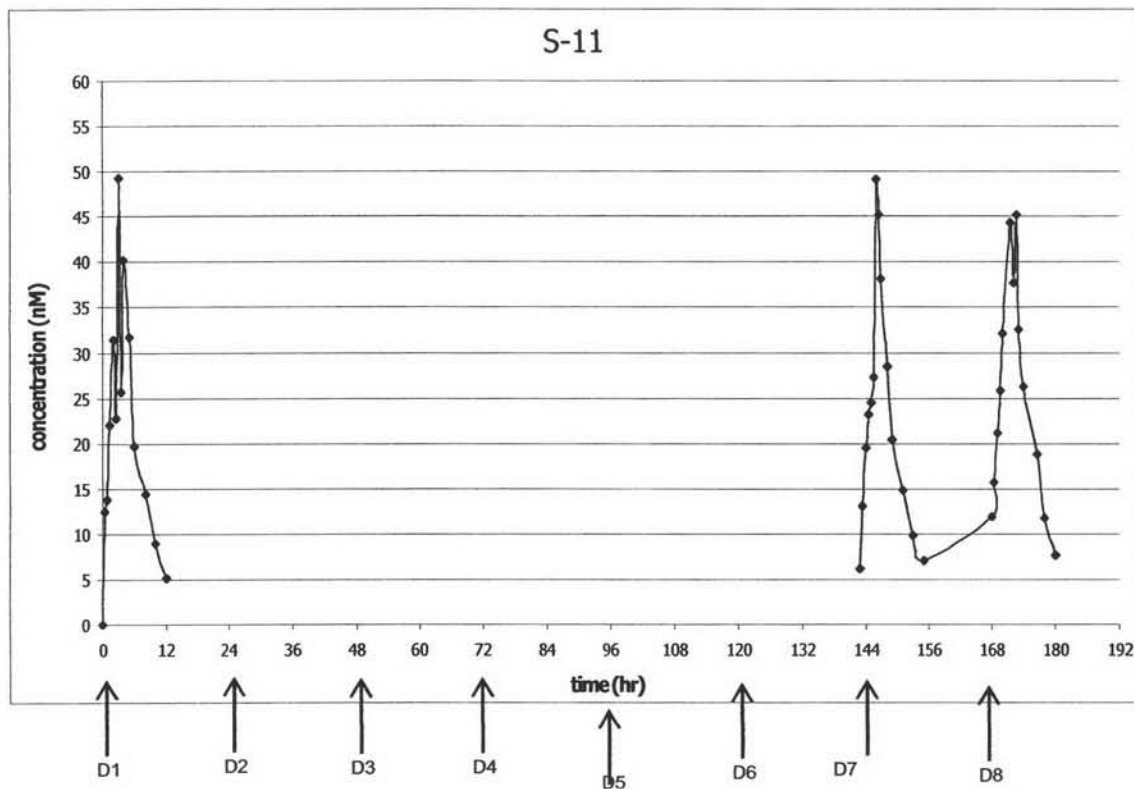


Figure B10. Concentration – time profile of subject 10 on the 1st, 7th and 8th day of oral administration of curcuminoids tablet

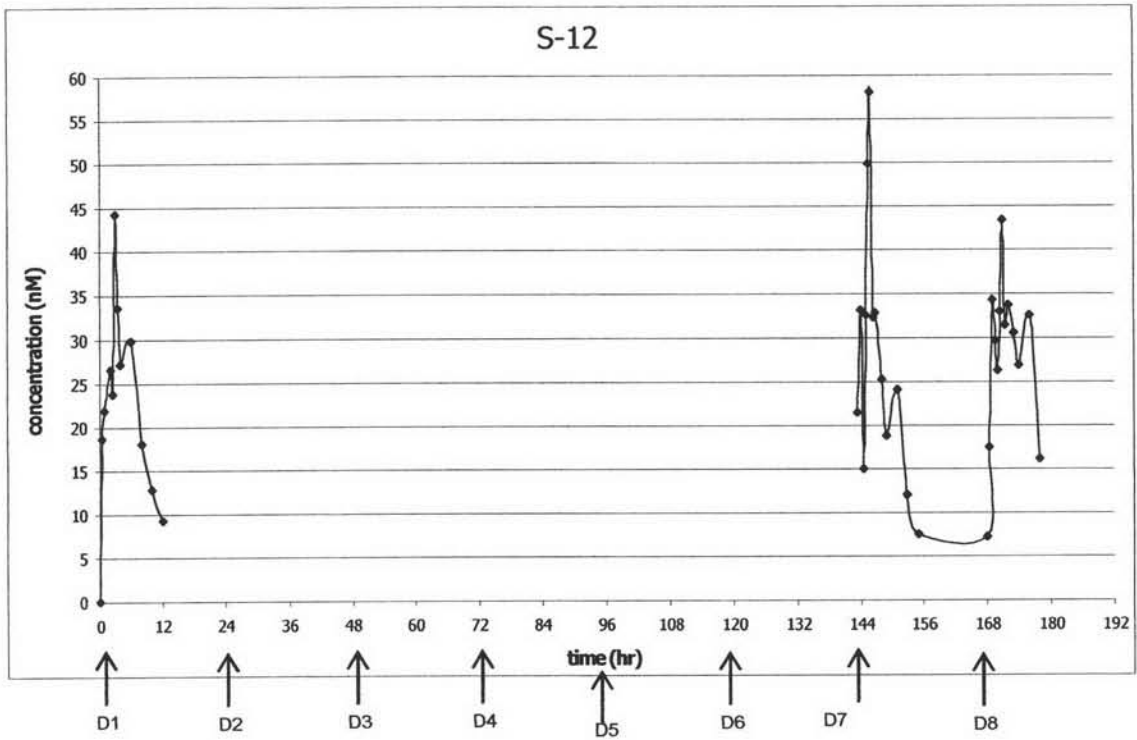


Figure B11. Concentration – time profile of subject 11 on the 1st, 7th and 8th day of oral administration of curcuminoids tablet

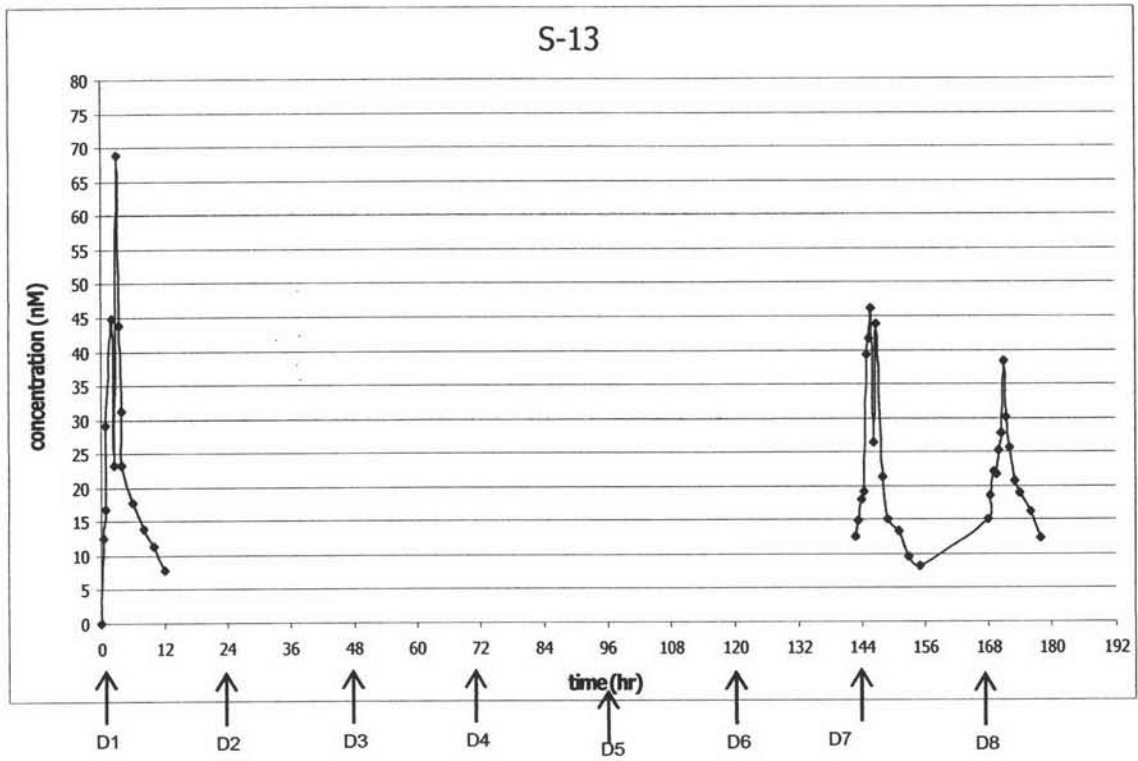


Figure B12. Concentration – time profile of subject 12 on the 1st, 7th and 8th day of oral administration of curcuminoids tablet

VITA

Ms. Sineenart Sriphanichakit was born on April 5, 1978 in Bangkok, Thailand. She had received her Bachelor of Science in Pharmacy in 2002 from the Faculty of Pharmaceutical Sciences, Chulalongkorn University, Thailand. After her graduation, she has work in Quality Assurance Department, the Government Pharmaceutical Organization, Bangkok, Thailand.