

CHAPTER II

HISTORICAL

Croton oblongifolius Roxb. is an indigenous plant known in Thailand as เปล้าใหญ่ Plao yai (Central), เปล้าหลวง Plao luang (Northern), คางวู Khwa-wuu (Karen-Kanchanaburi), เซ่งคั้ง Seng-khe-khang, สะกาา Sa-kaa-waa, ส่ากูะ Saa-kuu-wa (Karen-Mae-Hong Son), เปาะ Poh (Kamphaeng Phet), ห่ายั้ง Haa-yoeng (Shan-Mae-Hong Son) (Smitinand, 1980).

1. Characteristics of the genus *Croton*

The genus *Croton* belongs to the family Euphorbiaceae. In this family, there are 800 genera and 5000 species. The *Croton* comprises 700 species of trees or shrubs (rarely herbs). Leaves usually alternate, usually 2-glandular at the base. Flowers monoecious, solitary or clustered on the rachis of a terminal raceme; bracts small. Male flowers: Calyx 5- (rarely 4-6-) partite; segments imbricate or subvalvate. Petals 5 (rarely 4-6-), never exceeding but sometimes shorter than the calyx. Disk of 4-6 glands opposite the sepals. Stamens many, inserted on a hairy receptacle; filaments free, inflexed in bud, at length straight; anthers adnate, with parallel cells. Pistillode 0. Female flowers: sepals usually more ovate than in the male, rarely accrescent in fruit. Petals smaller than the sepals or obsolete. Disk annular, or of 4-6 glands opposite the sepals. Ovary 3-(rarely 2-4-) celled; ovule solitary in each cell; Style usually long and slender, 2-4-cleft. Capsule subequally 6-valved, or of 3 separating 2-valved cocci. Seeds smooth; caruncle small; testa crustaceous; albumen copious; cotyledons broad. Tropics and subtropics (Blatter, Caius and Mhaskar, 1975).

According to Tem Smithinand (1980), the species of the genus *Croton* found in Thailand are as follows.

- | | |
|-------------------------------------|----------------------------------|
| <i>Croton argyratus</i> Bl. | เปล้า Plao (Prachuap Khiri Khan) |
| <i>Croton birmanicus</i> Muell Arg. | บะคั้ง Ba kang (Phrae) |

<i>Croton budopensis</i> Gagnep.	= <i>Croton argyratus</i> Bl.
<i>Croton cascarilloides</i> Raeusch	เปล้าเงิน Plao ngoen (Songkhla); เปล้าน้ำเงิน Plao nam ngoen (Prachuap Khiri Khan)
<i>Croton caudatus</i> Geisel	กระดอหดใบขน Krado hot bai khon (Chanthaburi)
<i>Croton columnaris</i> Airy Shaw.	เปล้าคำ Plao Kham (Sukhothai)
<i>Croton crassifolius</i> Geisel.	ปังคี Pang Khee, พังคี Pang Khee (Chiang Mai)
<i>Croton cumingii</i> Muell.Arg.	= <i>Croton cascarilloides</i> Raeusch
<i>Croton hutchinsonianus</i> Hoss.	เปล้าพะ Phae (Northern)
<i>Croton longissimus</i> Airy Shaw.	เปล้าน้อย Plao noi (Lampang)
<i>Croton oblongifolius</i> Roxb.	เปล้าใหญ่ Plao yai (Central), เปล้าหลวง Plao luang (Northern), ควะวู Khwa-wuu (Karen-Kanchanaburi), เซ่งเค็ง Seng-khe- khang, สะกาา Sa-kaa-waa, ซ่ากัวะ Saa-kuu- wa (Karen-Mae-Hong Son), เปาะ Poh (Kamphaeng Phet), ห่าย้ง Haa-yoeng (Shan-Mae Hong Son)
<i>Croton pierrei</i> Gagnep.	= <i>Croton cascarilloides</i> Raeusch.
<i>Croton robustus</i> Kurz.	เปล้าเลือด Plao lueat (Lampang)
<i>Croton rottleri</i> Geisel.	= <i>Chrozophora rottleri</i> Juss.ex Spreng.
<i>Croton siamensis</i> Craib.	= <i>Croton robustus</i> Kurz.
<i>Croton tiglium</i> Linn.	มะข่าง Ma khaang, มะคัง Ma Khang, มะตอด Ma tot, หมากทาง Maak thaang, หัสคีน Has Khuen (Northern); ลูกผลาญศัตรู Luuk Phlaan Sattruu, สลอด Salot, สลอดตัน Salot ton,

	หมากหลด Maak lot (Central); หมาก
	ของ Maak-yong (Shan-Mae Hong
	Son); Croton oil plant
<i>Croton tomentosus</i> Muell. Arg.	= <i>Croton crassifolius</i> Geisel.
<i>Croton trachycaulis</i> Airy Shaw.	ขี้ต้ม Khee on (Prachuap Khiri-Khan)

2. Characteristics of *Croton oblongifolius* Roxb.

Croton oblongifolius Roxb. is medium sized tree; young shoots, branchlets, inflorescence, calyx and ovary clothed with minute orbicular silvery scales. Leaves 12.5- 25 by 5.7-11.5 cm., crowded towards the ends of the branchlets, oblong-lanceolate, subacute, glabrous when fully grown, more or less crenate or serrate, penninerved, base usually acute with no apparent glands above the petioles; main nerves numerous, slender; petioles 2-3.2 cm. long. Flowers pale yellowish green, solitary or fascicled in the axils of minute bracts on long erect often fascicled racemes, the males in the upper part of the raceme, the females in the lower part. Male flowers: pedicels variable in length, reaching 4 mm. long, slender. Calyx more than 6 mm. across when flattened out, divided about $\frac{3}{4}$ the way down; segments more than 2.5 mm. long, ovate, obtuse. Petals 3 mm. long, elliptic-lanceolate, obtuse, woolly. Stamens 12, inflexed in bud; filaments 3 mm. long, the lower half hairy. Female flowers : Pedicels short, stout. Sepals more acute than in the male with densely ciliate margins. Petals 2 mm. long, obovate, with densely woolly margins. Styles 3, nearly 4 mm. long, each again subdivided into 2 long slender curled branches 3 mm. long. Capsules less than 1.3 cm. diam, subglobose, a little depressed, slightly 3-lobed, clothed with small orbicular scales. Seeds 8 by 6 mm., ellipsoid, rounded and quite smooth on the back (Blatter, Caius and Mhaskar, 1995).

3. Chemical constituents of the genus *Croton*

From previous phytochemical studies, the abundant metabolites from plants of this genus are terpenoids. The major type of terpenoids found from the *Croton* is diterpenes, a class of compounds with a wide range of structure types.

The distribution of di- and higher terpene compounds is summarized in the table below.

Table 1 Distribution of di- and higher terpenoids in the genus *Croton*

Plant and chemical compound	Category	Plant part	Reference
<i>Croton argyrophylloides</i> Muell. Arg.			
<i>ent</i> -kaur-16-en-15-oxo-18-oic acid [1]	kaurane diterpene	bark	Monte, Dantas and Braz, 1988.
3,12-dioxo-15,16-epoxy-4-hydroxy-cleroda-13(16),14-diene [2]	clerodane diterpene	bark	Monte <i>et al.</i> , 1988.
Aa1CM [3]	kaurane diterpene	trunk wood	Monte, Andrade and Craveiro, 1984.
Aa7CM [4]	kaurane diterpene	trunk wood	Monte <i>et al.</i> , 1984.
<i>C. aromaticus</i> L.			
(-)-hardwickiic acid [5]	clerodane diterpene	root	Bandara <i>et al.</i> , 1990.
<i>C. cajucara</i> Benth.			
<i>trans</i> -dehydrocrotonin [6]	clerodane diterpene	bark	Tavares <i>et al.</i> , 1996.
<i>cis</i> -dehydrocrotonin [7]	clerodane diterpene	bark	Kubo, Asaka and Shibata, 1991.
cajucarins A [8]	clerodane diterpene	cortex	Itokawa <i>et al.</i> , 1990.

Plant and chemical compound	Category	Plant part	Reference
<i>C. cajucara</i> Benth. (cont.)			
cajucarins B [9]	clerodane diterpene	cortex	Itokawa <i>et al.</i> , 1990.
<i>t</i> -crotonin [10]	clerodane diterpene	cortex	Itokawa <i>et al.</i> , 1989.
<i>C. californicus</i> Muell. Arg.			
12-deoxyphorbol-13,20-diester [11]	tigliane diterpene	entire plant	Chavez <i>et al.</i> , 1982.
(-)-hardwickiic acid [5]	clerodane diterpene	entire plant	Luzbetak <i>et al.</i> , 1979.
barbascoic acid [12]	clerodane diterpene	leaf	Wilson, Neubert and Huffman, 1976.
(-)-Me barbascoate [13]	clerodane diterpene	leaf	Wilson <i>et al.</i> , 1976.
<i>C. caudatus</i> Geisel.			
stigmastan-3,6-dione, 5 α [14]	steroid	stem bark	Banerji, Nandi and Kundu, 1988.
taraxerone [15]	triterpene	stem bark	Banerji <i>et al.</i> , 1988.
taraxerol [16]	triterpene	stem bark	Banerji <i>et al.</i> , 1988.
taraxeryl acetate [17]	triterpene	stem bark	Banerji <i>et al.</i> , 1988.

Plant and chemical compound	Category	Plant part	Reference
<i>C. caudatus</i> Geisel. (cont.)			
β -sitosterol [18]	steroid	stem bark	Banerji <i>et al.</i> , 1988.
isocrotocaudin [19]	clerodane diterpene	stem bark	Chatterjee, Banerjee and Bohlmann, 1978.
crotocaudin [20]	labdane diterpene	stem bark	Chatterjee, Banerjee and Bohlmann, 1977.
teucvidin [21]	labdane diterpene	stem bark	Chatterjee <i>et al.</i> , 1977.
<i>C. celtidifolius</i> Baill.			
β -sitosterol [18]	steroid	leaf, twig	Amaral and Barnes, 1997.
<i>C. chilensis</i> Muell. Arg.			
crotonic acid [22]	clerodane diterpene	entire plant	Borques <i>et al.</i> , 1995.
<i>C. corylifolius</i> Lam.			
crotofolin A [23]	crotofolane diterpene	entire plant	Burke <i>et al.</i> , 1976.
crotofolin E [24]	crotofolane diterpene	entire plant	Burke <i>et al.</i> , 1979.
corylifuran [25]	clerodane diterpene	leaf, twig	Burke <i>et al.</i> , 1976.

Plant and chemical compound	Category	Plant part	Reference
<i>C. crassifolius</i> Geisel.			
acetyl aleuritic acid [26]	triterpene	root	Boonyarathanakorn -kit <i>et al.</i> , 1988.
chettaphanin - I [27]	halimane diterpene	root	Boonyarathanakorn -kit <i>et al.</i> , 1988.
β -amyrin [28]	triterpene	root	Boonyarathanakorn -kit <i>et al.</i> , 1988.
<i>C. cumingii</i> Muell. Arg.			
β -sitosterol [18]	steroid	stem	Tomita, Lee and Nakano, 1965.
<i>C. diasii</i>			
diasin [29]	halimane diterpene	trunk wood	De Alvarenga <i>et al.</i> , 1978.
β -s tosterol [18]	steroid	trunk wood	De Alvarenga <i>et al.</i> , 1978.
<i>C. dichogamus</i> Pax.			
cro oxides A [30]	crotofolane diterpene	leaf	Jogia <i>et al.</i> , 1989.
cro oxides B [31]	crotofolane diterpene	leaf	Jogia <i>et al.</i> , 1989.

Plant and chemical compound	Category	Plant part	Reference
<i>C. draco</i> Schlecht.			
draconin [32]	clerodane diterpene	bark	Rodriguez-Hahn, Rodriguez and Romo, 1975.
β -sitosterol [18]	steroid	bark	Rodriguez-Hahn <i>et al.</i> , 1975.
stigmasterol [33]	steroid	bark	Rodriguez-Hahn <i>et al.</i> , 1975.
<i>C. eleuteria</i> Benn.			
cascarillin [34]	clerodane diterpene	stem bark	Birtwistle <i>et al.</i> , 1962.
cascarillin A [35]	clerodane diterpene	stem bark	Birtwistle <i>et al.</i> , 1962.
<i>C. haumanianus</i> J. Leonard.			
crotochryliferan [36]	clerodane diterpene	stem bark	Tchissamhou <i>et al.</i> , 1990.
crotohaumanoxide [37]	crotofolane diterpene	stem bark	Tchissamhou <i>et al.</i> , 1990.
lupeol [38]	triterpene	stem bark	Tchissamhou <i>et al.</i> , 1990.
<i>C. hovarum</i> Leandri.			
3,12-dioxo-15,16-epoxy-cleroda-13(16),14-dien-9-al [39]	clerodane diterpene	leaf	Krebs and Ramiarantsoa, 1997.

Plant and chemical compound	Category	Plant part	Reference
<i>C. hovarum</i> Leandri. (cont.)			
3 α ,4 β -dihydroxy-15,16-epoxy-19-nor-12-oxo-cleroda-5(10),13(16),14-triene [40]	clerodane diterpene	leaf	Krebs <i>et al.</i> , 1997.
3 α ,4 β -dihydroxy-15,16-epoxy-12-oxo-cleroda-13(16),14-diene-19-al [41]	clerodane diterpene	stem bark	Krebs <i>et al.</i> , 1996.
β -amyrin [28]	triterpene	stem bark	Krebs <i>et al.</i> , 1996.
<i>C. hutchinsonianus</i> Hoss.			
<i>ent</i> -kaur-16 β ,17-diole [42]	kaurane diterpene	stem bark	Li <i>et al.</i> , 1990.
<i>ent</i> -kaur-16 β ,17,19-triole [43]	kaurane diterpene	stem bark	Li <i>et al.</i> , 1990.
β -sitosterol [18]	steroid	stem bark	Li <i>et al.</i> , 1990.
β -sitosterol-D-glucoside [44]	steroid	stem bark	Li <i>et al.</i> , 1990.
<i>C. jatrophoides</i> Pax.			
dumsin [45]	triterpene	root bark	Kubo <i>et al.</i> , 1990.
<i>C. joufra</i> Roxb.			
swassin [46]	clerodane diterpene	stem	Roengsumran <i>et al.</i> , 1982.

Plant and chemical compound	Category	Plant part	Reference
<i>C. kerrii</i> Airy Shaw			
(<i>E,E,Z</i>)-11-hydroxymethyl-3,7,15-trimethyl-2,6,10,14-hexadecatetraen-1-ol [47]	acyclic diterpene	leaf	Sato, Ogiso and Kuwano, 1980.
(<i>E,E,E</i>)-11-formyl-3,7,15-trimethyl-2,6,10,14-hexadecatetraen-1-ol [48]	acyclic diterpene	leaf	Sato <i>et al.</i> , 1980.
<i>C. lacciferus</i> Blanco.			
<i>ent</i> -kaur-15-en-17-hydroxy-3 β -yl-acetate [49]	kaurane diterpene	root	Bandara and Wimalasiri, 1988.
<i>ent</i> -kaur-15-en-17-ol [50]	kaurane diterpene	root	Bandara <i>et al.</i> , 1988.
<i>ent</i> -kaur-3 α ,16 β ,17-triol [51]	kaurane diterpene	root	Bandara <i>et al.</i> , 1988.
<i>ent</i> -kaur-16 β ,17-diol [52]	kaurane diterpene	root	Bandara <i>et al.</i> , 1988.
16 α H- <i>ent</i> -kaur-17-oic acid [53]	kaurane diterpene	root	Bandara, Wimalasiri and Macleoc, 1988.
<i>ent</i> -15 β ,16-epoxykauran-17-ol [54]	kaurane diterpene	root	Bandara <i>et al.</i> , 1988.
<i>ent</i> -kaur-15-en-3 β ,17-diol [55]	kaurane diterpene	root	Bandara <i>et al.</i> , 1988.
3 β -acetoxy-D-friedoolean-14-en-28-oic acid [56]	triterpene	root	Bandara <i>et al.</i> , 1988.
oleanolic acid [57]	triterpene	root	Bandara <i>et al.</i> , 1988.

Plant and chemical compound	Category	Plant part	Reference
<i>C. lechleri</i> Muell. Arg.			
korberin A [58]	clerodane diterpene	stem bark	Cai, Chen and Phillipson, 1993.
korberin B [59]	clerodane diterpene	stem bark	Cai <i>et al.</i> , 1993.
crolechinol [60]	clerodane diterpene	bark	Cai <i>et al.</i> , 1993.
crolechinic acid [61]	clerodane diterpene	bark	Cai <i>et al.</i> , 1993.
β -sitosterol [18]	steroid	sap	Cai <i>et al.</i> , 1993.
β -sitosterol-D-glucopyranoside [62]	steroid	sap	Cai <i>et al.</i> , 1993.
<i>C. levatii</i> Guillaumin.			
crovatin [63]	clerodane diterpene	stem bark	Moulis <i>et al.</i> , 1992.
<i>C. linearis</i> Jacq.			
insecticidal diterpene [64]	acyclic diterpene	leaf, twig	Alexander <i>et al.</i> , 1991.
<i>C. macrostachy(u)s</i> Hochst.			
lupeol [38]	triterpene	stem bark, twig	Addae-Mensah <i>et al.</i> , 1992.
betulin [65]	triterpene	stem bark, twig	Addae-Mensah <i>et al.</i> , 1992.

Plant and chemical compound	Category	Plant part	Reference
<i>C. matourensis</i> Aubl. maravuic acid [66]	labdane diterpene	bark	Schneider <i>et al.</i> , 1995.
<i>C. megalocarpus</i> Hutch. epoxychiromodine [67]	clerodane diterpene	bark	Addae-Mansah <i>et al.</i> , 1992.
O-acetyl aleuritolic acid [26]	triterpene	bark	Addae-Mansah <i>et al.</i> , 1992.
chiromodine [68]	clerodane diterpene	bark	Addae-Mansah <i>et al.</i> , 1989.
lupeol [38]	triterpene	bark	Addae-Mansah <i>et al.</i> , 1989.
betulin [65]	triterpene	bark	Addae-Mansah <i>et al.</i> , 1989.
β -sitosterol [18]	steroid	bark	Addae-Mansah <i>et al.</i> , 1989.
<i>C. nepetaefolius</i> Baill. croton casbane diterpene [69]	casbane diterpene	stem	Moura <i>et al.</i> , 1990.
<i>C. nitens</i> Sw. crotonitenone [70]	casbane diterpene	leaf, twig	Burke <i>et al.</i> , 1981.

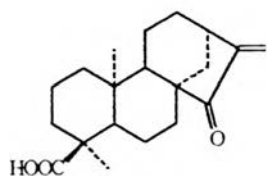
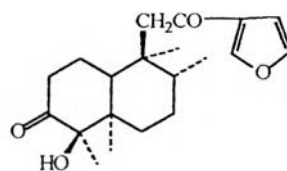
Plant and chemical compound	Category	Plant part	Reference
<i>C. niveus</i> Jacq. nivenolide [71]	labdane diterpene	leaf	Rojaz and Rodriguez-Hahn, 1978.
<i>C. oblongifolius</i> Roxb. oblongifoliol [72]	pimarane diterpene	stem bark	Rao <i>et al.</i> , 1968.
19-deoxyoblongifoliol [73]	pimarane diterpene	stem bark	Aiyar and Seshadri, 1972.
3-deoxyoblongifoliol [74]	pimarane diterpene	stem bark	Aiyar <i>et al.</i> , 1972.
oblongifolic acid [75]	pimarane diterpene	stem bark	Aiyar and Seshadri, 1970.
<i>ent</i> -isopimara-7,15-diene [76]	pimarane diterpene	stem bark	Aiyar and Seshadri, 1971
<i>ent</i> -isopimara-7,15-diene-19- aldehyde [77]	pimarane diterpene	stem bark	Aiyar <i>et al.</i> , 1971.
19-hydroxy- <i>ent</i> -isopimara- 7,15-diene [78]	pimarane diterpene	stem bark	Aiyar <i>et al.</i> , 1971.
(-)-hardwickiic acid [5]	clerodane diterpene	stem bark	Aiyar and Seshadri, 1972.
11-dehydro-(-)-hardwickiic acid [79]	clerodane diterpene	stem bark	Aiyar <i>et al.</i> , 1972.
crotocembraneic acid [80]	cembrane diterpene	stem bark	Roengsumran <i>et al.</i> , 1998a.
neocrotocembraneic acid [81]	cembrane diterpene	stem bark	Roengsumran <i>et al.</i> , 1998a.

Plant and chemical compound	Category	Plant part	Reference
<i>C. oblongifolius</i> Roxb. (cont.)			
labda-7,12(<i>E</i>),14-triene [82]	labdane diterpene	stem bark	Roengsumran <i>et al.</i> , 1998b.
labda-7,12(<i>E</i>),14-triene-17-al [83]	labdane diterpene	stem bark	Roengsumran <i>et al.</i> , 1998b.
labda-7,12(<i>E</i>),14-triene-17-ol [84]	labdane diterpene	stem bark	Roengsumran <i>et al.</i> , 1998b.
labda-7,12(<i>E</i>),14-triene-17-oic acid [85]	labdane diterpene	stem bark	Roengsumran <i>et al.</i> , 1998b.
acetyl aleuritolic acid [26]	triterpene	stem bark	Aiyar and Seshadri, 1971.
β -sitosterol [18]	triterpene	stem bark	Rao <i>et al.</i> , 1968.
stigmasterol [33]	steroid	stem bark	Surachetpan, 1996.
campesterol [86]	steroid	stem bark	Surachetpan, 1996.
<i>C. poilanei</i> Gagnep.			
poilaneic acid [87]	cembrane diterpene	leaf	Aiyar <i>et al.</i> , 1981.
<i>C. penduliflorus</i> Hutch.			
penduliflaworosin [88]	halimane diterpene	root bark	Adesogan, 1981.
<i>C. pyramidalis</i> Donn.Sm.			
[89] furo lactone diterpene	labdane diterpene	leaf, stem	Rodriguez-Hanh <i>et al.</i> , 1981.

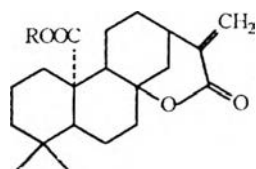
Plant and chemical compound	Category	Plant part	Reference
<i>C. sonderianus</i> Muell.Arg.			
6 α -hydroxyannenone [90]	clerodane diterpene	root	Silveira and McChesney, 1994.
6 α ,7 β -dihydroxyannenone [91]	clerodane diterpene	root	Silveira <i>et al.</i> , 1994.
6 α ,7 β -diacetoxyannenone [92]	clerodane diterpene	root	Silveira <i>et al.</i> , 1994.
(-)-hardwickiic acid [5]	clerodane diterpene	root	McChesney and Silveira, 1990.
<i>trans</i> -annonene [93]	clerodane diterpene	root	McChesney <i>et al.</i> , 1990.
<i>trans</i> -cascaillonone [94]	clerodane diterpene	root	McChesney <i>et al.</i> , 1990.
12-hydroxyhardwickiic acid [95]	clerodane diterpene	root	McChesney and Silveira, 1989.
sonderianial [96]	clerodane diterpene	root	McChesney <i>et al.</i> , 1989.
sonderianin [97]	clerodane diterpene	root	Craveiro <i>et al.</i> , 1981.
sonderianol [98]	cleistanthane diterpene	heartwood	Craveiro and Silveiro, 1982.
3,4-secosonderianol [99]	cleistanthane diterpene	heartwood	Craveiro <i>et al.</i> , 1982.
<i>C. sparsiflorus</i> Morong.			
12-O-dodecanoyl-13-O- acetylphorbol-20-linolenate [100]	tigliane diterpene	seed	Upadhyay and Hecker, 1976.

Plant and chemical compound	Category	Plant part	Reference
<i>C. sparsiflorus</i> Morong. (cont.)			
ursolic acid [101]	triterpene	leaf, stem	Satish <i>et al.</i> , 1972.
β -sitosterol [18]	steroid	leaf, stem	Satish <i>et al.</i> , 1972.
<i>C. sublyratus</i> Kurz.			
plaunotol [102]	acyclic diterpene	stem	Ogiso <i>et al.</i> , 1978.
geranylgeraniol ester A [103]	acyclic diterpene	stem	Kitazawa <i>et al.</i> , 1982.
geranylgeraniol ester B [104]	acyclic diterpene	stem	Kitazawa <i>et al.</i> , 1982.
geranylgeraniol ester C [105]	acyclic diterpene	stem	Kitazawa <i>et al.</i> , 1982.
geranylgeraniol ester D [106]	acyclic diterpene	stem	Kitazawa <i>et al.</i> , 1982.
geranylgeraniol ester E [107]	acyclic diterpene	stem	Kitazawa <i>et al.</i> , 1982.
geranylgeraniol ester F [108]	acyclic diterpene	stem	Kitazawa <i>et al.</i> , 1982.
geranylgeraniol ester G [109]	acyclic diterpene	stem	Kitazawa <i>et al.</i> , 1982.
<i>ent</i> -3 α -hydroxy-13-epimanool [110]	labdane diterpene	stem	Kitazawa and Ogiso, 1981.
plaunol A [111]	clerodane diterpene	stem	Kitazawa <i>et al.</i> , 1979.

Plant and chemical compound	Category	Plant part	Reference
<i>C. sublyratus</i> Kurz. (cont.)			
plaunol B [112]	clerodane diterpene	stem	Kitazawa <i>et al.</i> , 1979.
plaunol C [113]	clerodane diterpene	stem	Kitazawa <i>et al.</i> , 1980.
plaunol D [114]	clerodane diterpene	stem	Kitazawa <i>et al.</i> , 1980.
plaunol E [115]	clerodane diterpene	stem	Kitazawa <i>et al.</i> , 1980.
plaunolide [116]	clerodane diterpene	stem	Takahashi <i>et al.</i> , 1983.
<i>ent</i> -16 β ,17-dihydroxy kaurane [117]	kaurane diterpene	stem	Kitazawa and Ogiso, 1981.
<i>C. tiglium</i> L.			
β -sitosterol [18]	steroid	seed	Mukherjee, 1969.
crotofolin A [23]	crotofolane diterpene	seed	Burke <i>et al.</i> , 1979.
phorbol [118]	tigliane diterpene	seed	Kim <i>et al.</i> , 1994.
croton factor A [119]	tigliane diterpene	seed	Kim <i>et al.</i> , 1994.

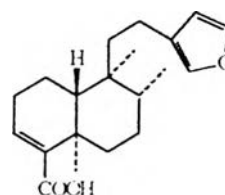
[1] *ent*-kaur-16-en-15-oxo-18-oic acid

[2] 3,12-dioxo-15,16-epoxy-4-hydroxy-cleroda-13(16),14-diene

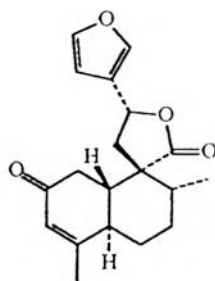
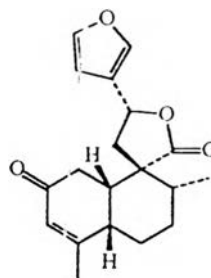
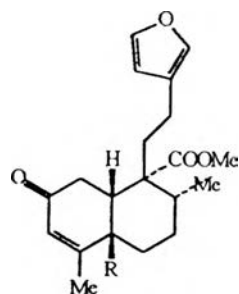


R = H [3] Aa1CM

R = Me [4] Aa7CM

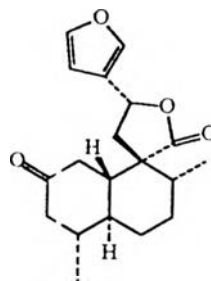


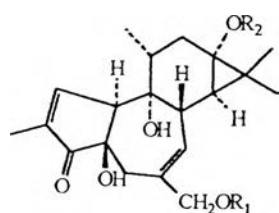
[5] (-)-hardwickiic acid

[6] *trans*-dehydrocrotonin[7] *cis*-dehydrocrotonin

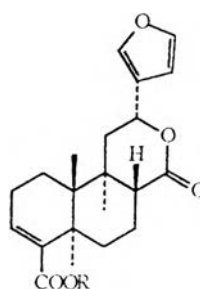
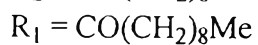
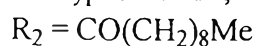
R = CHO [8] cajucarins A

R = H [9] cajucarins B

[10'] *t*-crotonin

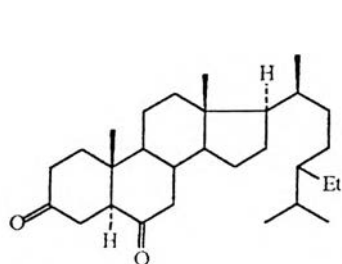
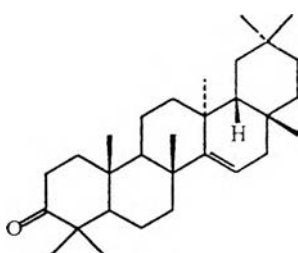


[11] 12-deoxyphorbol-13,20-diester

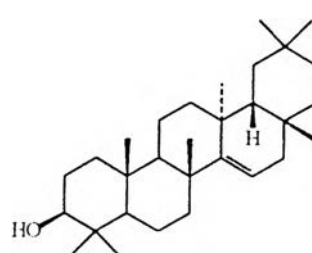


R = H [12] barbascoic acid

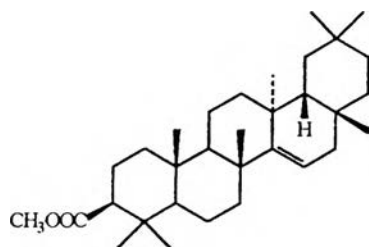
R = Me [13] (-)-Me barbascoic acid

[14] stigmastan-3,6-dione,5 α 

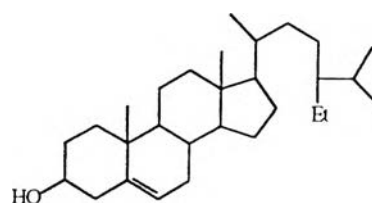
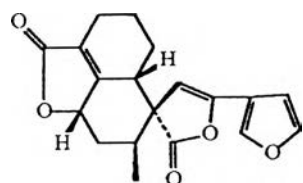
[15] taraxerone



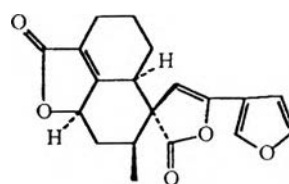
[16] taraxerol



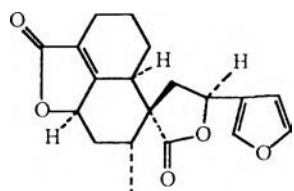
[17] taraxeryl acetate

[18] β -sitosterol

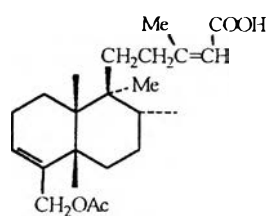
[19] isocrotocaudin



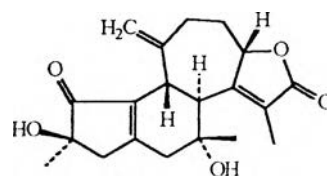
[20] crotocaudin



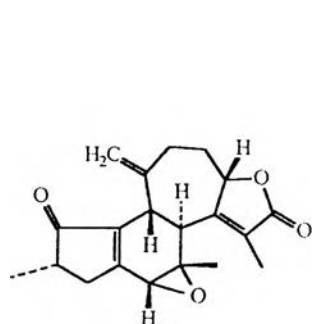
[21] teucvidin



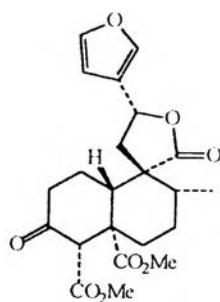
[22] crotonic acid



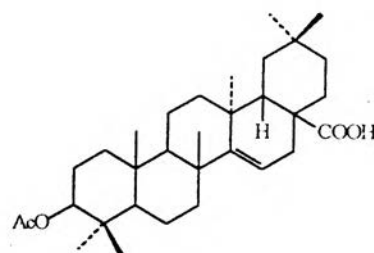
[23] crotofolin A



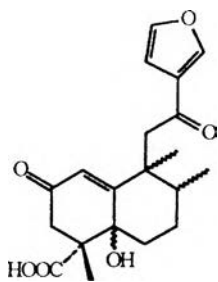
[24] crotofolin E



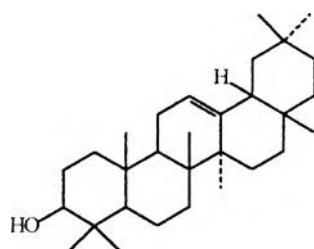
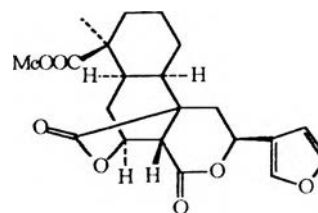
[25] corylifuran



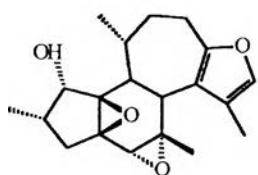
[26] Acetyl aleuritic acid



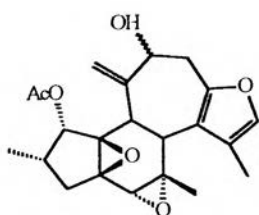
[27] chettaphanin - I

[28] β -amyrin

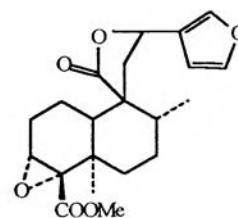
[29] diasin



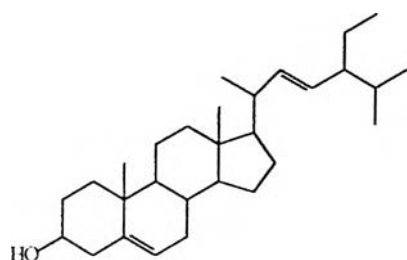
[30] crotoxides A



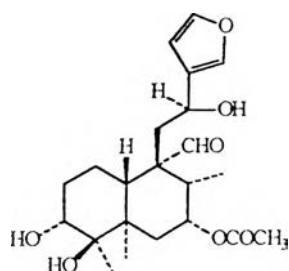
[31] crotoxides B



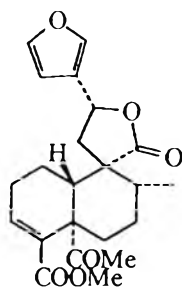
[32] draconin



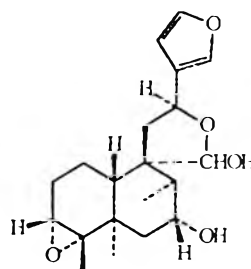
[33] stigmasterol



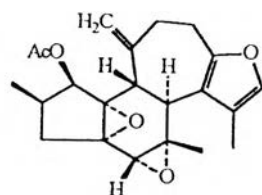
[34] cascarillin



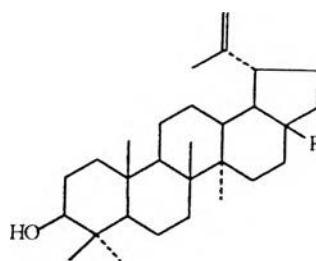
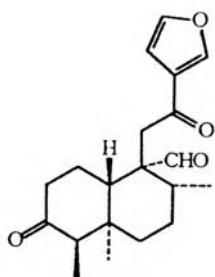
[36] crocorylifuran



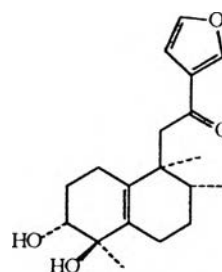
[35] cascarillin A

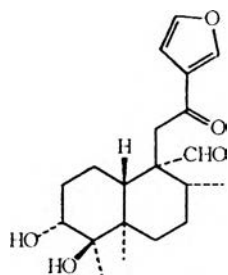


[37] crotohaumanoxide

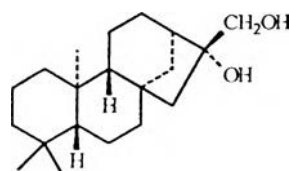
R = CH₃ [38] lupeol

[39] 3,12-dioxo-15,16-epoxy-cleroda-13(16),14-dien-9-al

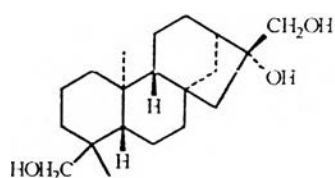
[40] 3 α ,4 β -dihydroxy-15,16-epoxy-19-nor-12-oxo-cleroda-5(10),13(16),14-triene



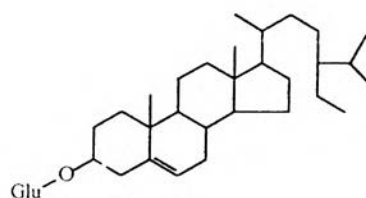
[41] $3\alpha,4\beta$ -dihydroxy-15,16-epoxy-12-oxo-cleroda-13(16),14-diene-9-al



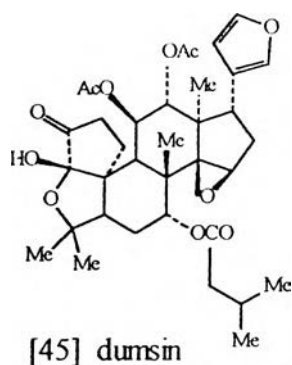
[42] *ent*-kaur-16 β ,17-diol



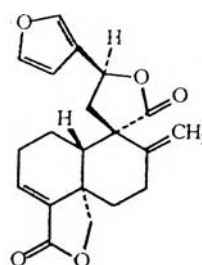
[43] *ent*-kaur-16 β ,17,19-triol



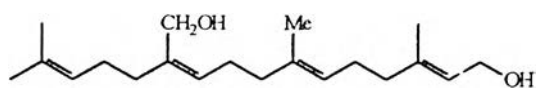
[44] β -sitosterol-D-glucoside



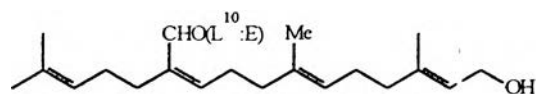
[45] dumsin



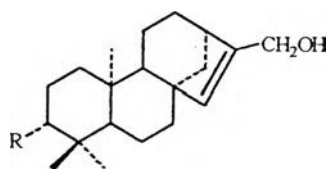
[46] swassin



[47] (*E,E,Z*)-11-hydroxymethyl-3,7,15-trimethyl-2,6,10,14-hexadecatetraen-1-ol

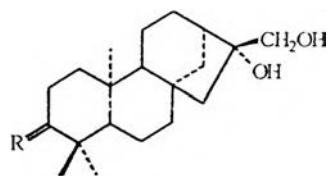


[48] (*E,E,E*)-11-formyl-3,7,15-trimethyl-2,6,10,14-hexadecatetraen-1-ol



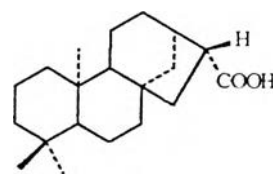
R = OAc [49] *ent*-kaur-15-en-17-hydroxy-3 β -yl-acetate

R = H [50] *ent*-kaur-15-en-17-ol

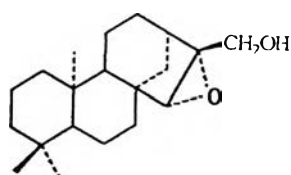


R = α OH, H [51] *ent*-kaur-3 α ,16 β ,17-triol

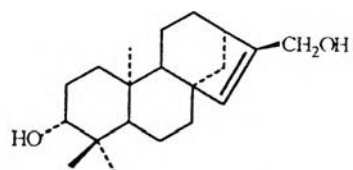
R = H₂ [52] *ent*-kaur-16 β ,17-diol



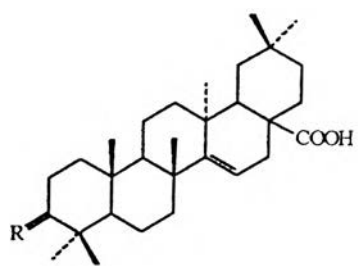
[53] 16 α H-*ent*-kaur-17-oic acid



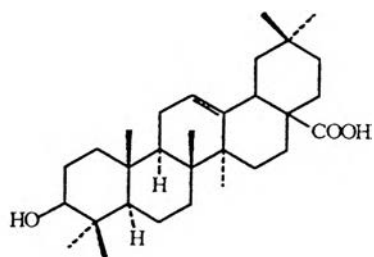
[54] *ent*-15 β ,16-epoxykauran-17-ol



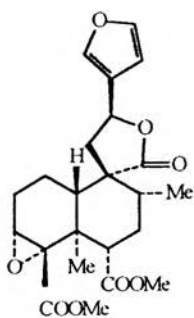
[55] *ent*-kaur-15-en-3 β ,17-diol



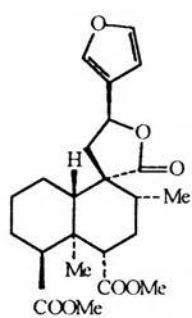
[56] 3 β -acetoxy-D-friedolean-
14-en-28-oic acid
R = H, β -OAc



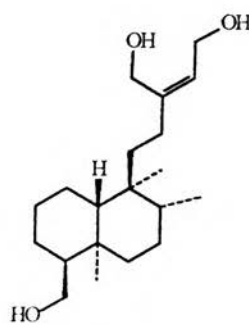
[57] oleanolic acid



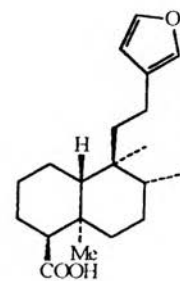
[58] korberin A



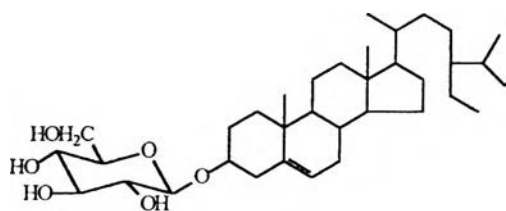
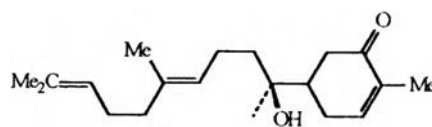
[59] korberin B



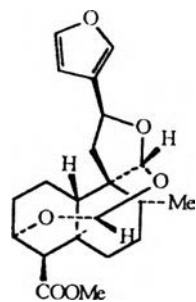
[60] colechinol



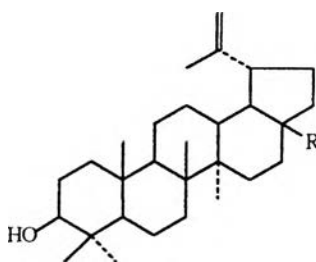
[61] colechinic acid

[62] β -sitosterol-D-glucopyranoside

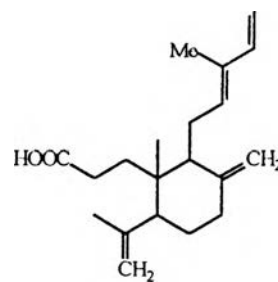
[64] insecticidal diterpene



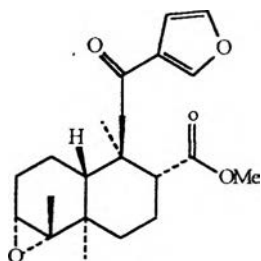
[63] crovatin

R = CH₃ [38] lupeol

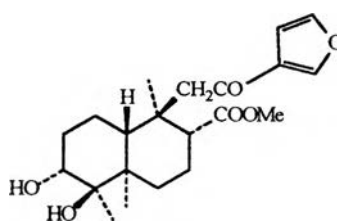
R = OH [65] betulin



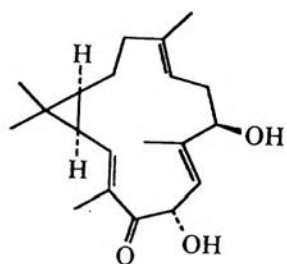
[66] maravonic acid



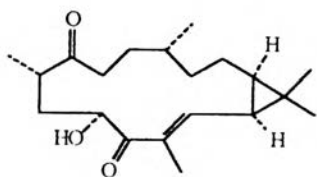
[67] epoxychiromodine



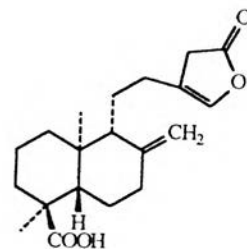
[68] chiromodine



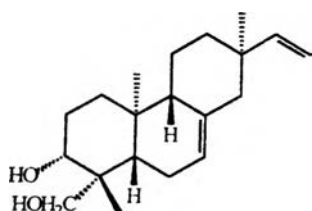
[69] croton casbane diterpene



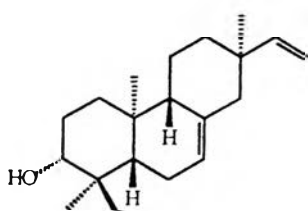
[70] crotonitenone



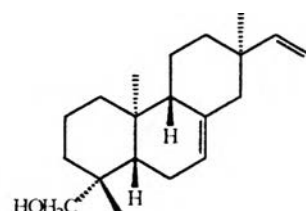
[71] nivenolide



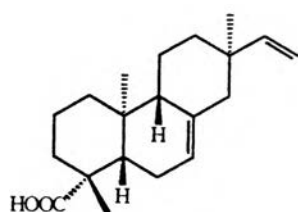
[72] oblongifoliol



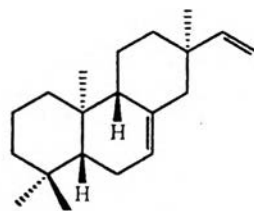
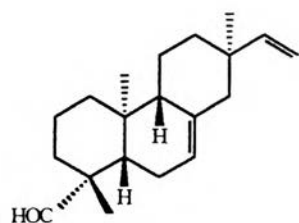
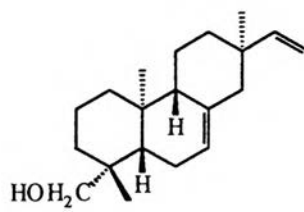
[73] 19-deoxyoblongifoliol

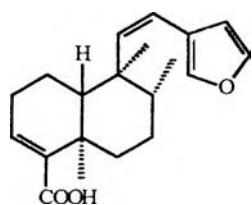


[74] 3-deoxyoblongifoliol

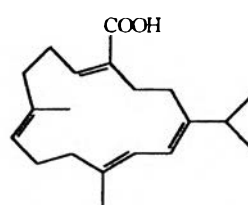


[75] oblongifolic acid

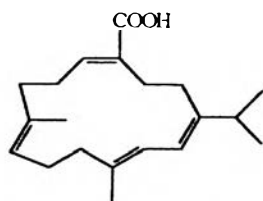
[76] *ent*-isopimara-7,15-diene[77] *ent*-isopimara-7,15-diene-19-aldehyde[78] 19-hydroxy-*ent*-isopimara-7,15-diene



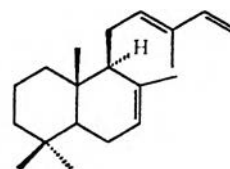
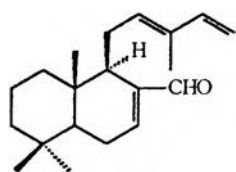
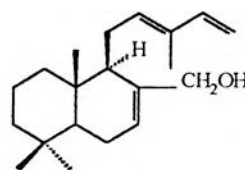
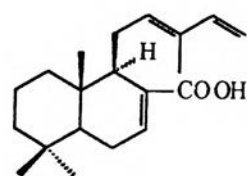
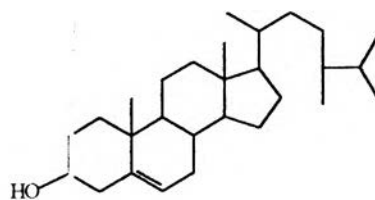
[79] 11-dehydro-(-)-hardwickiic acid



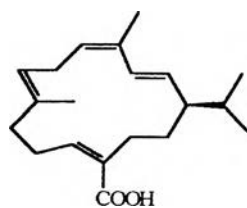
[80] crotocebraneic acid



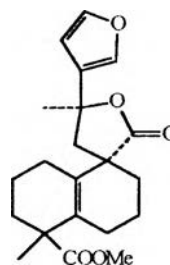
[81] neocrotocebraneic acid

[82] labda-7,12(*E*),14-triene[83] labda-7,12(*E*),14-triene-17-al[84] labda-7,12(*E*),14-triene-17-ol[85] labda-7,12(*E*),14-triene-17-oic acid

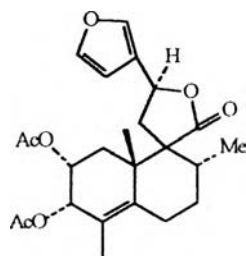
[86] campesterol



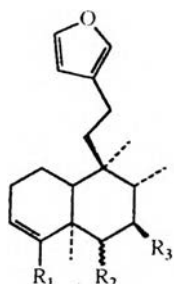
[87] polaneic acid



[88] penduliflaworosin

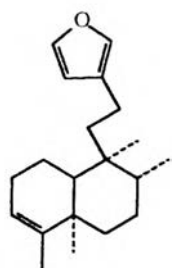
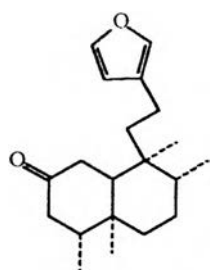
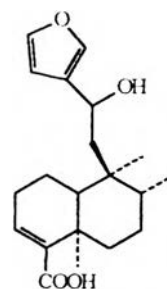


[89] furo lactone diterpene

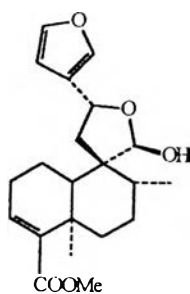


- [90] 6 α -hydroxyannonene
 [91] 6 α ,7 β -dihydroxyannonene
 [92] 6 α ,7 β -diacetoxyannonene

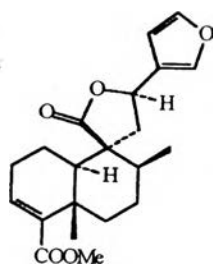
R ₁	R ₂	R ₃
Me	α OH	H
Me	α OH	OH
Me	α OAc	OAc

[93] *trans*-annonene[94] *trans*-cascarillone

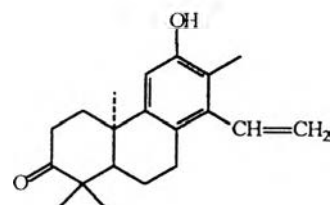
[95] 12-hydroxyhardwickiic acid



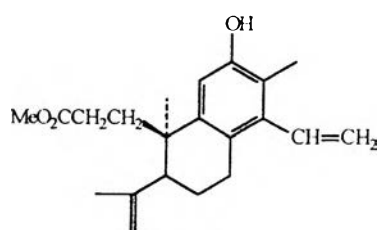
[96] sonderianial



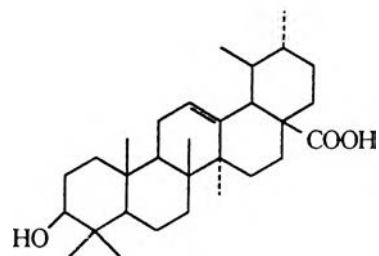
[97] sonderianin



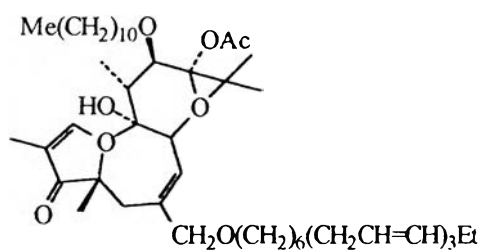
[98] sonderianol



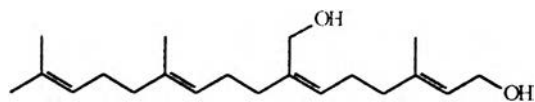
[99] 3,4-secosonderianol



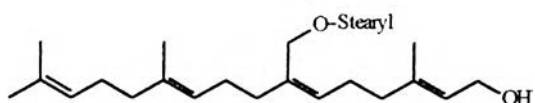
[101] ursolic acid



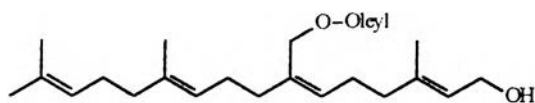
[100] 12-O-dodecanoyl-13-O-acetylphorbol-20-linolenate



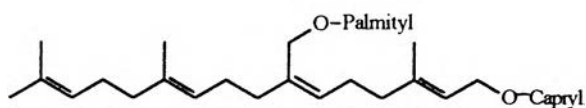
[102] plaunotol



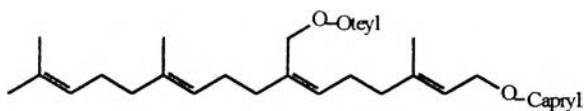
[103] geranylgeraniol ester A



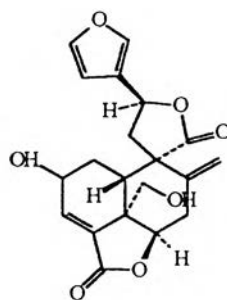
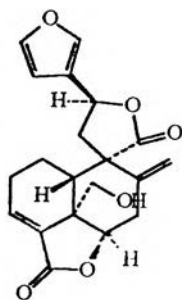
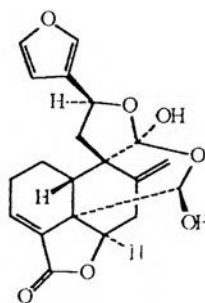
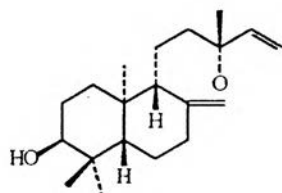
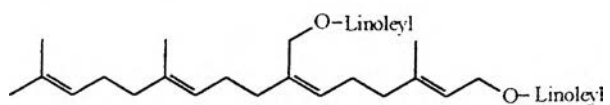
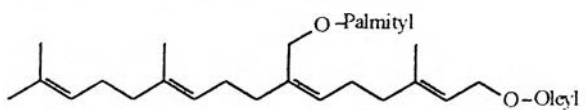
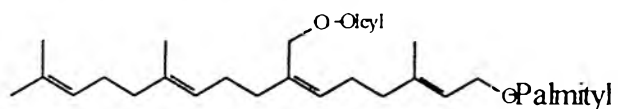
[104] geranylgeraniol ester B

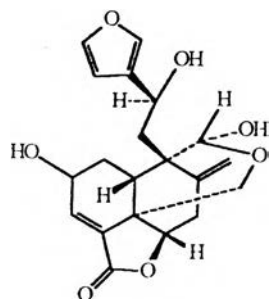


[105] geranylgeraniol ester C

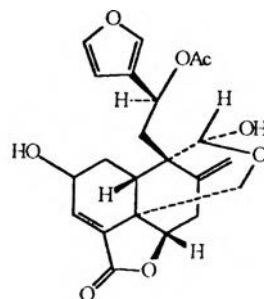


[106] geranylgeraniol ester D

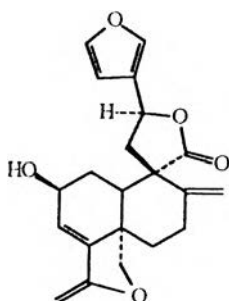




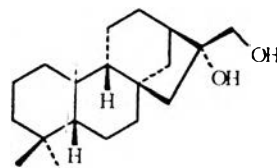
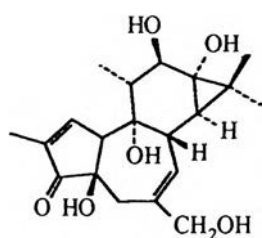
[114] plaunol D



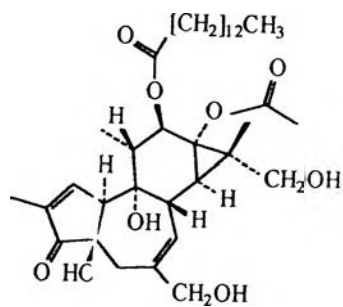
[115] plaunol E



[116] plaunolide

[117] *ent*-16 β ,17-dihydroxykaurane

[118] phorbol



[119] croton factor A1

4. Biogenesis of labdane and kaurane diterpenes

The key precursor in the formation of most diterpenes is geranylgeranyl diphosphate. Important reactions in its transformation are hydrolysis of diphosphate group, reduction of double bonds and cyclization to form different types of diterpenes (Luckner, 1990).

Labdanes, bicyclic diterpenes, are one of the largest classes of diterpenes. In gymnospermae, they are found in Pinaceae (Hanson, 1994). In the monocotyledons, they are present in Zingiberaceae (Hanson, 1988). Labdanes widely distribute among the dicotyledons are in the families Compositae, Rosaceae, Acanthaceae, Labiatae, Cistaceae, Nolanaceae, Scrophulariaceae, Lythraceae, Verbenaceae, Caprifoliaceae, Meliaceae, Gesneriaceae, Annonaceae and Euphorbiaceae (Hanson, 1984-1998). They are also found in Mollusca of the animal kingdom (Hanson, 1997).

Kauranes, tetracyclic diterpenes, were found in the lower plants, liverwort (Hanson, 1986). The families Compositae, Labiatae, Annonaceae, Araucariaceae, Aristolochiaceae, Rosaceae, Leguminosae, Umbelliferae and Euphorbiaceae are found to be the sources of this type of diterpenes (Hanson, 1984-1998).

5. Pharmacology of diterpenes

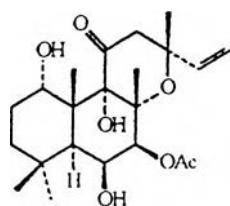
5.1 Labdane diterpenes

The discovery of new labdanes increased the number of pharmacological activities. For example :Forskolin [120], an epoxy labdane derivative isolated from the roots of the Indian herb *Coleus forskohii* (Labiatae), provided the major pharmacological effects including vasodilation, lowering of blood pressure, positive inotropy in cardiac muscle and bronchodilation (Hanson, 1991). The hexane extract of *Sideritis javalambrensis* (Labiatae) showed anti-inflammatory activity and *ent*-16-hydroxy-*ent*-13-epimanoyl oxide [121] was isolated (Alcaez *et al.*, 1989). This effect has also been described for andrographolide [122], neoandrographolide [123], deoxyandrographolide [124] and deoxydehydroandrographolide [125] from the well known medicinal herb *Andrographis*

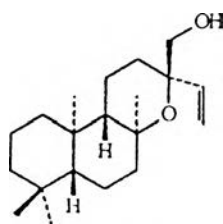
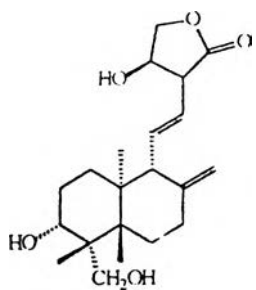
paniculata (Acanthaceae) (Manez *et al.*, 1990). More interesting, andrographolide [122] was found to show significant cytotoxicity against KB and P388 cell (Siripong *et al.*, 1992). The cytotoxic lactone accuminolide [126] from *Neouvaria acuminatissima* (Annonaceae) showed significant activity against a number of human cancer cell lines (Hanson, 1997). Galanals A [127] from *Alpinia galanga* (Zingiberaceae) showed antifungal activity (Morita and Itokawa, 1988). The seeds of *Alpinia zerumbet* (Zingiberaceae) which are used in Chinese medicine for stomach problems, have been shown to contain zerumin A [128] (Hanson, 1998). Leonotinin [129] was obtained from *Leonotis nepetaefolia* (Labiatae), a plant used for treating skin infection (Hanson, 1998). For hepatoprotective effect, andrographolide [122] showed a significant dose dependent protective activity against paracetamol-induced toxicity on isolated rat hepatocyte (Visen *et al.*, 1993).

5.2 Kaurane diterpenes

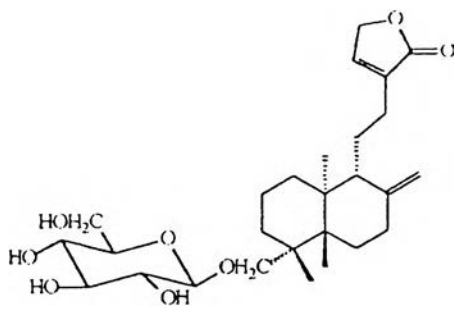
Stevioside, from *Stevia rebaudiana* (Compositae), is not only a sweetener but also a hypotensive agent. It induces diuretic, natriuresis and a fall in the renal reabsorption of glucose (Hanson, 1994). The hydroxylactone tripterifordin [130], obtained from *Tripterygium willfordii* roots, has been shown to possess anti-HIV activity (Hanson, 1994). The termite antifeedant activity of extract of *Xylopiia aethiopica* (Annonaceae) has been attributed to the presence of *ent-kaur-16-en-19-oic acid* [131] (Hanson, 1997). 17-O- β -D-glucopyranosyl-16 β -H-*ent-kaur-19-oic acid* [132] has been isolated from *Inula britannica* (Compositae), a Chinese medicinal plant used in treatment of inflammation (Hanson, 1998). *Siegesbeckia pubescens* (Compositae) is a Chinese medicinal plant used for the treatment of rheumatic arthritis, from which a number of hydroxylated kauranes, including [133], have been isolated (Hanson, 1994).



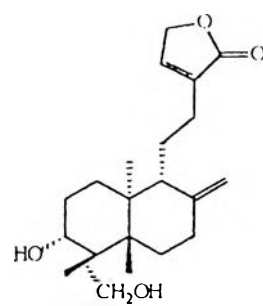
[120] forskolin

[121] *ent*-16OH-*ent*-13-epimanoyl oxide

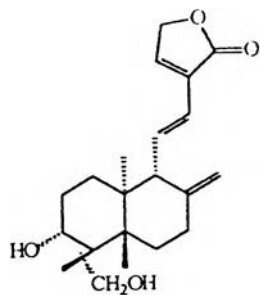
[122] andrographolide



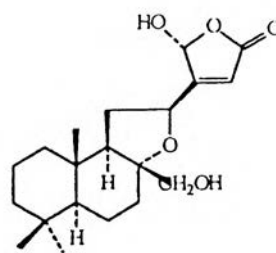
[123] neoandrographolide



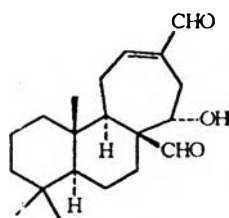
[124] deoxyandrographolide



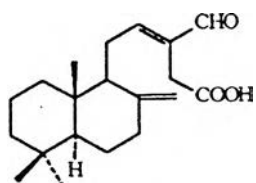
[125] deoxydehydroandrographolide



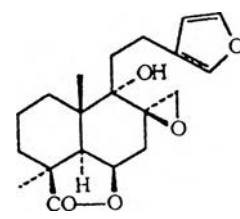
[126] accuminolide



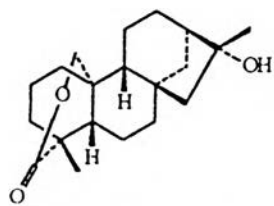
[127] galanals A



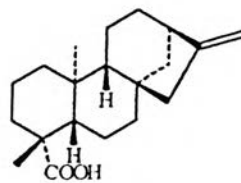
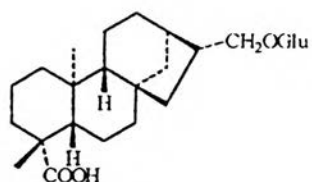
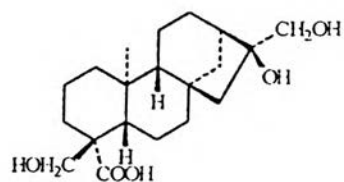
[128] zerumin A



[129] leonotinin



[130] tripterifordin

[131] *ent*-kaur-16-en-19-oic acid[132] 17-O- β -D-glucopyranosyl-
16 β -H-*ent*-kaur-19-oic acid

[133]