

การผลิตกระแสไฟฟ้าจากน้ำเสียแ่่งมันด้วยเซลล์เชื้อเพลิงจุลชีพแบบช่องเดี่ยว

นางนัทกาญจน์ ประเสริฐสังข์

วิทยานิพนธ์นี้เป็นส่วนหนึ่งของการศึกษาตามหลักสูตรปริญญาวิศวกรรมศาสตรดุษฎีบัณฑิต

สาขาวิชาวิศวกรรมสิ่งแวดล้อม ภาควิชาวิศวกรรมสิ่งแวดล้อม

คณะวิศวกรรมศาสตร์ จุฬาลงกรณ์มหาวิทยาลัย

ปีการศึกษา 2554

ลิขสิทธิ์ของจุฬาลงกรณ์มหาวิทยาลัย

บทคัดย่อและแฟ้มข้อมูลฉบับเต็มของวิทยานิพนธ์ตั้งแต่ปีการศึกษา 2554 ที่ให้บริการในคลังปัญญาจุฬาฯ (CUIR)

เป็นแฟ้มข้อมูลของนิสิตเจ้าของวิทยานิพนธ์ที่ส่งผ่านทางบัณฑิตวิทยาลัย

The abstract and full text of theses from the academic year 2011 in Chulalongkorn University Intellectual Repository(CUIR)

are the thesis authors' files submitted through the Graduate School.

ELECTRICITY GENERATION FROM CASSAVA
WASTEWATER BY A SINGLE CHAMBER
MICROBIAL FUEL CELL

Mrs. Natakarn Prasertsung

A Dissertation Submitted in Partial Fulfillment of the Requirements
for the Degree of Doctor of Philosophy Program in Environmental Engineering

Department of Environmental Engineering

Faculty of Engineering

Chulalongkorn University

Academic Year 2011

Copyright of Chulalongkorn University

Thesis Title Electricity Generation from Cassava Wastewater by a Single Chamber Microbial Fuel Cell
By Mrs. Nattakarn Prasertsung
Field of Study Environmental Engineering
Thesis Advisor Associate Professor Chawalit Ratanathamsakul, Ph.D.
Thesis Co-advisor Associate Professor Alissara Reungsang, Ph.D.

Accepted by the Faculty of Engineer, Chulalongkorn University in Partial Fulfillment of the Requirements for the Doctoral Degree

.....Dean of the Faculty of Engineering
(Associate Professor Boonsom Lerdhirunwong, Dr. Ing.)

THESIS COMMITTEE

..... Chairman
(Associate Professor Orathai Chavanparit, Ph.D.)

..... Thesis Advisor
(Associate Professor Chawalit Ratanathamsakul, Ph.D.)

..... Thesis Co-Advisor
(Associate Professor Alissara Reungsang, Ph.D.)

..... Examiner
(Assistant Professor Wiboonluk Pungrasmi, Ph.D.)

..... Examiner
(Assistant Professor Viboon Sricharoenchaikul, Ph.D.)

..... External Examiner
(Associate Professor Jin Anotai, Ph.D.)

นักทฤษฎี ประเสริฐสังข์ : การผลิตกระแสไฟฟ้าจากน้ำเสียแป้งมันด้วยเซลล์เชื้อเพลิงจุลชีพแบบช่องเดี่ยว. (Electricity Generation from Cassava Wastewater by a Single Chamber Microbial Fuel Cell) อ. ที่ปรึกษาวิทยานิพนธ์หลัก: รศ.ดร. ชวลิต รัตนธรรมสกุล, อ.ที่ปรึกษาวิทยานิพนธ์ร่วม: รศ.ดร.อลิศรา เรืองแสง, 235 หน้า.

งานวิจัยนี้ศึกษาผลกระทบของภาวะบรรทุกอินทรีย์ พีเอช และอุณหภูมิต่อการบำบัดน้ำเสียแป้งมันล่าปะหลังและพลังงานที่ได้จากเซลล์เชื้อเพลิงจุลชีพแบบช่องเดี่ยว งานวิจัยแบ่งเป็นสองส่วนภายใต้การควบคุมอุณหภูมิ 45 และ 30 องศาเซลเซียส โดยส่วนแรกควบคุมค่าพีเอชที่ 7.0 ในการกำจัดซีโอดีและพลังงานที่ได้ต่อผลของภาวะบรรทุกอินทรีย์ 0.56, 1.44, 2.79, 4.14 และ 6.25 กก.ซีโอดี/ลบ.ม.-วัน ส่วนที่สองศึกษาผลของค่าพีเอชที่ 5.0, 5.5, 6.0, 6.5, 7.5, 8.0, 8.5 และ 9.0 ต่อการกำจัดซีโอดีและพลังงานที่ได้เมื่อควบคุมภาวะบรรทุกอินทรีย์เป็น 0.56 กก.ซีโอดี/ลบ.ม.-วัน

เมื่อควบคุมค่าพีเอชเป็น 7.0 พบว่าประสิทธิภาพการกำจัดซีโอดีสูงสุดเมื่อภาวะบรรทุกอินทรีย์เป็น 0.56 กก.ซีโอดี/ลบ.ม.-วัน ภายใต้อุณหภูมิทั้งสองค่า โดยมีประสิทธิภาพการกำจัดซีโอดีเป็นร้อยละ 91.44 ± 0.72 และ 90.72 ± 0.87 ที่ 30 องศาเซลเซียส และ 45 องศาเซลเซียส ตามลำดับ ขณะที่ค่าพลังงานสูงสุดได้จากภาวะบรรทุกอินทรีย์ 6.25 กก.ซีโอดี/ลบ.ม.-วัน เป็น 28.68 วัตต์/ลบ.ม. ที่ 30 องศาเซลเซียส และ 27.85 วัตต์/ลบ.ม.ที่ 45 องศาเซลเซียส ค่าประสิทธิภาพของคูลอมป์สูงสุดได้จากภาวะบรรทุกอินทรีย์ 0.56 กก.ซีโอดี/ลบ.ม.-วัน โดยเป็นร้อยละ 30.2 ที่ 30 องศาเซลเซียส และร้อยละ 28.5 ที่ 45 องศาเซลเซียส ทั้งนี้พบว่าอุณหภูมิมิมีผลกระทบต่อการส่งผ่านของอิเล็กตรอนจากแอโนดไปยังแคโทด ที่อุณหภูมิต่ำอิเล็กตรอนจะส่งผ่านได้ดีกว่าที่อุณหภูมิสูงเนื่องจากผลกระทบของอุณหภูมิต่ำที่สูงขึ้นทำให้ความต้านทานของอุปกรณ์ไฟฟ้าสูงขึ้นด้วย ดังนั้นพลังงานที่ได้จึงลดลงเมื่ออุณหภูมิเพิ่มขึ้น

ภาวะบรรทุกอินทรีย์เป็น 0.56 กก.ซีโอดี/ลบ.ม.-วัน พบว่าการกำจัดซีโอดีสูงสุดได้จากค่าพีเอช 7.5 ของอุณหภูมิทั้งสองค่า โดยมีประสิทธิภาพการกำจัดซีโอดีเป็นร้อยละ 96.77 ± 0.93 และ 95.93 ± 1.44 ที่ 30 องศาเซลเซียส และ 45 องศาเซลเซียส ตามลำดับ ขณะที่ค่าพลังงานสูงสุดได้จากค่าพีเอช 8.5 เป็น 30.30 วัตต์/ลบ.ม. ที่ 30 องศาเซลเซียส และ 26.06 วัตต์/ลบ.ม.ที่ 45 องศาเซลเซียส ค่าประสิทธิภาพของคูลอมป์สูงสุดได้จากค่าพีเอช 8.5 โดยเป็นร้อยละ 52.9 ที่ 30 องศาเซลเซียส และ 50.6 ที่ 45 องศาเซลเซียส

กลุ่มจุลชีพในช่องแอโนดจากเซลล์เชื้อเพลิงจุลชีพแบบช่องเดี่ยวที่อุณหภูมิ 30 องศาเซลเซียส แบ่งเป็นสี่กลุ่มได้แก่ Gammaproteobacteria, Betaprotobacteria, Bacteroidetes และ Firmicutes ขณะที่อุณหภูมิ 45 องศาเซลเซียส แบ่งได้เป็นสามกลุ่มได้แก่ Gammaproteobacteria, Betaprotobacteria และ Firmicutes โดยกลุ่มจุลชีพที่พบมีหลายประเภท ได้แก่ กลุ่มแบคทีเรียทำหน้าที่หมักในระบบไร้อากาศ กลุ่มแบคทีเรียผลิตอิเล็กตรอนออกภายนอกเซลล์ แบคทีเรียย่อยสลายมีเทน แบคทีเรียย่อยสลายซัลเฟต และกลุ่มแบคทีเรียกึ่งใช้อากาศ

ภาควิชา...วิศวกรรมสิ่งแวดล้อมลายมือชื่อ.....
 สาขาวิชา...วิศวกรรมสิ่งแวดล้อม.....ลายมือชื่อ อ.ที่ปรึกษาวิทยานิพนธ์หลัก.....
 ปีการศึกษา.....2554.....ลายมือชื่อ อ.ที่ปรึกษาวิทยานิพนธ์ร่วม

5071837021 : MAJOR ENVIRONMENTAL ENGINEERING

KEYWORDS : SINGLE CHAMBER MICROBIAL FUEL CELL / CASSAVA

WASTEWATER TREATMENT / ELECTRICITY GENERATION / ORGANIC LOADING /

TEMPERATURE/ pH

NATTAKARN PRASERTSUNG : ELECTRICITY GENERATION FROM
CASSAVA WASTEWATER BY A SINGLE CHAMBER MICROBIAL FUEL
CELL. ADVISOR : ASSOC. PROF. CHAWALIT RATTANATHAMASKUL,
Ph.D., CO-ADVISOR : ASSOC. PROF. ALISSARA REANGSANG, Ph.D.,
235 pp.

This study examined the effects of the organic loading rate (OLR), pH and the temperature in cassava wastewater treatment and the power generated by a single microbial fuel cell. The study was divided into two parts under temperature of 45 °C and 30 °C. The first part was examined the effect of OLR of 0.56, 1.44, 2.79, 4.14 to 6.25 kg-COD/m³-d at pH 7.0 to remove COD and generate electricity. The second part was examined the effect of pH at 5.0, 5.5, 6.0, 6.5, 7.5, 8.0, 8.5 and 9.0 on OLR of 0.56 kg-COD/m³-d to remove COD and generate electricity.

When controlled pH 7.0, the efficiency of COD removal was achieved at maximum from the OLR of 0.56 kg-COD/m³-d at both temperatures. The efficiency of COD removal was 91.44 ± 0.72% and 90.72± 0.87% at 30 °C and 45 °C respectively. The maximum of power density was obtained from OLR of 6.25 kg-COD/m³-d, which the value was 28.68 W/m³ at 30 °C and 27.85 W/m³ at 45 °C. The maximum of coulombic efficiency was obtained from the OLR of 0.56 kg-COD/m³-d which was 30.2% at 30 °C and 28.5% at 45 °C. The temperature affected on the electron transferring from anode to cathode. At the lower temperature, electron was able to transfer from anode to cathode more effectively than at higher temperature. High temperature caused high electrical resistant, so the power output decreased when temperature increased.

At OLR of 0.56 kg-COD/m³-d, the maximum efficiency of COD removal was achieved at a pH of 7.5 at both temperatures. The efficiency of COD removal was as 96.77 ± 0.93% and 95.93± 1.44% at 30 °C and 45 °C respectively. The maximum of power density obtained from pH 8.5 which the values were 30.30 W/m³ at 30 °C and 26.06 W/m³ at 45 °C. The maximum of coulombic efficiency was obtained from pH 8.5 which was 52.9% at 30 °C and 50.6% at 45 °C.

The microbial communities in the anode of a single chamber microbial fuel cell under 30 °C could be divided into four groups as Gammaproteobacteria, Betaprotobacteria, Bacteroidetes and Firmicutes. While under 45 °C operation, the microbial communities could be divided into three groups as Gammaproteobacteria, Betaprotobacteria and Firmicutes. The microbial communities included several fermentative bacteria, exocellular electron-transfer, methane oxidizers, sulfate-reducing bacteria and groups of facultative bacteria.

Department : ENVIRONMENTAL ENGINEERING Student's Signature

Field of Study : ENVIRONMENTAL ENGINEERING Advisor's Signature

Academic Year : 2011 Co-advisor's Signature

ACKNOWLEDGEMENTS

Foremost, I would like to express my sincere gratitude to my advisor Associate Professor Dr. Chawalit Ratanathamsakul and Associate Professor Dr. Alissara Reungsang for the continuous support of my Ph.D study and research, for their patience, motivation, enthusiasm, and immense knowledge. Their guidance helped me in all the time of research and writing of this thesis. I could not have imagined having a better advisor and mentor for my Ph.D study.

Besides my advisor, I would like to thank the rest of my thesis committee: Associate Professor Dr. Orathai Chavanparit, Assistant Professor Dr. Wiboonluk Pungrasmi, Assistant Professor Dr. Viboon Sricharoenchaikul and Associate Professor Dr. Jin Anothai, for their encouragement, insightful comments, and hard questions.

I thank my fellow labmates in Chulalongkorn University and Kasertsart University Chalermprakait Sakon Nakorn Province Campus: for the supporting and discussions. Also I thank my friends in Khun Suppalak, Khun Nimaradee, Dr. Piyamas, Khun Isara and my colleague at Kasertsart University Chalermprakait Sakon Nakorn Province Campus for their helps.

Last but not the least; I would like to thank my family: my parents, my husband, my son and my young daughter for giving me a spirit and supporting me spiritually throughout my life.

CONTENTS

	page
Abstract (Thai).....	.iv
Abstract (English).....	.v
Acknowledgement.....	.vi
Table of Contents.....	.vii
List of Tables.....	.x
List of Figures.....	.xii
CHAPTER I BACKGROUNDS AND OBJECTIVES.....	1
1.1 Thesis title.....	1
1.2 Key words.....	1
1.3 Motivations.....	1
1.4 Objectives of study.....	3
1.5 Scopes of study.....	3
1.6 Benefits of study.....	4
CHAPTER II LITERATURE REVIEWS.....	6
2.1 Principle of biological wastewater treatment.....	6
2.1.1. Anaerobic operations.....	7
2.1.2. Factors effect to performance of anaerobic digestion.....	9
2.2 Energetic overview.....	16
2.3 Effect of growth environment on ATP generation.....	18
2.4 Microbial fuel cell.....	21
2.5 The resistance in the MFC operation	30
2.6 Materials for microbial fuel cell.....	32
2.6.1. Anode materials.....	32
2.6.2. Cathode materials.....	37
2.6.3. Membranes and separators.....	41

	page
2.6.4. Long term operations.....	44
2.7 The feature of MFC.....	45
2.7.1. The Two – Chamber Microbial Fuel Cell.....	45
2.7.2. A Single – Chamber Microbial Fuel Cell.....	46
2.8 Factors affect on the performance of MFC.....	47
2.8.1 Microbial communities.....	48
2.8.2 Electrodes.....	49
2.8.3 Substrates.....	50
2.8.4 Temperature.....	50
2.8.5 Mediator.....	51
2.8.6 The internal and external resistant.....	52
2.9 Other researches in the microbial fuel cell.....	52
2.9.1 Applications in various substrates.....	52
2.9.2 Architectures.....	55
2.9.3 Applications.....	59
CHAPTER III METHODOLOGIES.....	63
3.1 Experimental plan.....	63
3.1.1 Part 1	63
3.1.2 Part 2.....	63
3.2 Wastewater.....	65
3.3 Reactor and Materials.....	65
3.4 Controls, operations and calculation.....	67
3.4.1 Seeding preparation.....	67
3.4.2 Experimental control.....	67
3.4.3 Samples and parameters analysis	68
3.4.4 Power and coulombic efficiency calculation.....	68
3.4.5 Microbial study.....	69

CHAPTER IV DISCUSSIONS AND RESULTS.....	71
4.1 The effect of OLR.....	71
4.1.1 The performance of power generation.....	71
4.1.2 COD removal efficiency.....	80
4.1.3 The coulombic efficiency.....	84
4.1.4 The polarization curve and internal resistant.....	88
4.2 Effect of pH fed.....	92
4.2.1 Performance of power generation.....	92
4.2.2 COD removal efficiency.....	99
4.2.3 The coulombic efficiency.....	106
4.2.4 Polarization curve and internal resistant.....	109
4.3 Effect of temperature.....	113
4.3.1 Performance of power generation.....	113
4.3.2 COD removal efficiency.....	114
4.3.3 The coulombic efficiency and the internal resistance.....	116
4.4 Microbial communities.....	118
CHAPTER V CONCLUSIONS.....	124
REFERENCES.....	126
APPENDICES.....	134
APPENDIX A BASIC OF POWER GENERATION.....	135
APPENDIX B DATAS FROM THE STUDY.....	147
BIOGRAPHY.....	235

List of Tables

Table	page
2.1 The oxidation-reduction reaction in wastewater treatment.....	7
2.2 Factors controlling allowable loading rates in aerobic treatment.....	10
2.3 Concentration of metal ion inhibited to anaerobic processes	14
2.4 The concentration of soluble heavy metal to inhibition of 50% production of anaerobic digestion.....	15
2.5 The relationships of organic loading and efficiency of COD removal.....	15
2.6 The standard oxidation-reduction potential of a number of redox couples of interest in biological system.....	19
2.7 The standard oxidation-reduction potential of various acceptor and donor redox couples.....	20
2.8 Type of fermentation of various microorganisms.....	21
2.9 Anode and cathode potentials for different anodic and cathodic reaction at temperature of 298 K condition.....	25
2.10 Potential of different couples (pH=7, temperature is assumed to be 303 K).....	28
2.11 Internal resistance of cation, anion and ultrafiltration membrane tested in bottle (B-MFCs) and cube MFC (C-MFC)	41
2.12 Factors influent efficiency the microbial fuel cell	48
2.13 Microbial using in microbial fuel cell.....	49
3.1 Experimental procedure.....	64
3.2 The characteristics of cassava wastewater.....	65
3.3 Sampling point and sampling analysis methods	68
4.1 The average circuit voltage output from a SCMFC.....	71
4.2 pH in the effluent from the SCMFC.....	76
4.3 Statistical results for power generation.....	79
4.4 The comparison of power generation by OLR from MFC in previous study with this study.....	80

Table	page
4.5 The efficiency of COD removal.....	81
4.6 Statistical results for COD removal.....	83
4.7 The comparison of COD removal efficiency from MFC in previous study with this study.....	83
4.8 Sulfate removal in terms of OLR.....	86
4.9 COD removal and the theoretical COD consumed by sulfate reduction.....	87
4.10 Statistical results for CE.....	88
4.11 The internal resistant from the SCMFC.....	88
4.12 Statistical results for internal resistant.....	92
4.13 Statistical results for power generation.....	98
4.14 The comparison of power generation by OLR from MFC in previous study with this study.....	98
4.15 The efficiency of COD removal by the effect of pH feed and temperature.....	103
4.16 The pH in the effluent.....	104
4.17 Statistical results for efficiency of COD removal.....	105
4.18 The comparison of COD removal efficiency by the effect of pH feed from MFC in previous study with this study.....	105
4.19 Coulombic efficiency in terms of pH feed.....	106
4.20 Sulfate removal in terms of pH feed.....	107
4.21 COD removal and the theoretical of COD consumed by sulfate reduction.....	108
4.22 Statistical results for CE.....	109
4.23 Internal resistance from the SCMFC	109
4.24 Statistical results for internal resistant.....	113
4.25 The sequencing result from 30 ^o C.....	120

Table	page
4.26 The sequencing result from 45°C.....	121
4.27 Comparison of the bacterial communities in the MFCs.....	123

List of Figures

Figure	page
2.1 Step of anaerobic operation.....	7
2.2 The achievable temperature rise	11
2.3 The relative activity of methanogens to pH.....	12
2.4 Effect of pH to total gas production and methane production from formic acid.....	13
2.5 The curve between organic loading and hydraulic detention time of sludge digestion from sewage.....	16
2.6 Different fermentation pathways used by <i>Clostridium acetobutylicum</i> (ATCC 824) to generate ATP or regenerate NADH.....	29
2.7 Characteristic of a polarization curve. Showing regions where different types of losses reduce the useful current and the region of the constant voltage drop.....	30
2.8 (A) carbon paper, (B) carbon cloth (C) RVC in difference types.....	34
2.9 (A) graphite rod, (B) graphite plate (C) thinner graphite electrode (D) sheet shown with square electrode cut out.....	35
2.10 (A) graphite granules, (B) large graphite brush (C) small graphite brush (D) section of a tow of graphite.....	36
2.11 (A) plain carbon cloth, (B) carbon cloth coated with Pt (C) carbon cloth coated with diffusion layer (D) square cathode use in two chamber.....	40
2.12 Fouling of a Nafion 117 membrane due to a pH rise in the cathode chamber, causing ferric iron precipitation	45
2.13 The principle of two-chamber microbial fuel cell.....	46
2.14 A single-chamber microbial fuel cell.....	47
2.15 The reaction of ferric cyanide as mediator in cathode chamber.....	51
2.16 The schematic construction of UMFC.....	56
2.17 The schematic details of the experiment setup microbial fuel cell.....	57

Figure	page
2.18 (a) The schematic of the main structure of WWMFC and (b) proton transfer mechanism in WWMFC.....	58
2.19 The configuration of BAFMFC.....	59
2.20 The configuration of SCFMFC	60
3.1 A single chamber microbial fuel cell used in the study.....	66
4.1 The circuit voltage as a function of operating time.....	72
4.2 The biofilm was form on the surface of electrode.....	77
4.3 The solution conductivity in the effluent	78
4.4 The power density from cassava wastewater by SCMFC	79
4.5 The efficiency of COD removal as a function of time.....	82
4.6 Coulombic efficiency.....	85
4.7 The polarization curve.....	89
4.8 The slope from the polarization curve.....	90
4.9 The conductivity of the effluent.....	91
4.10 The circuit voltage of acidic wastewater feed.....	93
4.11 The circuit voltage of neutral wastewater feed.....	94
4.12 The circuit voltage of alkaline wastewater feed.....	95
4.13 The power density from cassava wastewater by SCMFC in terms of pH feed	96
4.14 COD in the effluent in terms of pH feed.....	100
4.15 Efficiency of COD removal at 30°C	101
4.16 Efficiency of COD removal at 45°C	102
4.17 The polarization curve	109
4.18 The slope from the polarization curve method.....	110
4.19 The conductivity in the effluent in terms of pH feed	112
4.20 The conductivity in the effluent in terms of temperature.....	114
4.21 The efficiency of COD removal in terms of temperature.....	116
4.22 The effect of temperature on the coulombic efficiency.....	117

Figure	page
4.23 The internal resistance	118
4.24 PCR-DGGE fingerprints for bacterial communities in MFC. Each lane contains PCR-amplified 16S rRNA gene fragments from 30°C and 45°C. Lanes labeled M contain a reference fingerprint used to correct for differences in fragment migration across the gel.....	119
4.25 Phylogenetic tree recovered from sludge in anode chamber at 45°C.....	122
4.26 Phylogenetic tree recovered from sludge in anode chamber at 45°C	122

CHAPTER I

BACKGROUND AND OBJECTIVES

1.1 Thesis title

Electricity Generation from Cassava Wastewater by a Single Chamber Microbial Fuel Cell

1.2 Key words

Single chamber microbial fuel cell, SCMFC

Electricity generation

Cassava wastewater

Wastewater treatment

pH

1.3 Motivation

Electricity is necessary to grow a country's industries and economy, but supplies such as fossil fuels, oil, natural gas, biomass, etc. are limited, and they also cause climate change. Meanwhile, clean energy can be thermally generated by streams. Due to the high price of oil and the greenhouse effect, many countries are interested in clean and renewable energy from sources such as heat energy, sound energy, light energy, and mechanical energy. In Thailand electricity can be generated from dams, wind, solar cells and the thermal process. Electricity Generation Authority of Thailand (EGAT) reported that electricity generation in 2008 was 12% from dams, 44% from natural gas, and the remainder from private electricity generation. Many countries are focusing on how to produce energy from other sources in order to reduce costly fossil fuel consumption. It is common knowledge that energy comes from carbon sources. Recently, it has been found that high strength wastewater should no longer be considered a waste product, as it is also a carbon source and can therefore be

changed into energy. Anaerobic wastewater treatment is a common way to indirectly change wastewater into electricity by producing biogas which can be used as a fuel to thermodynamically generate electricity.

Cassava is considered one of the economic plants in Thailand. Because of its usefulness in power generation, cassava plantations are promoted in many parts of Thailand. Native starch from cassava produced high quantities and concentrations of wastewater. The typical process for treating cassava wastewater is anaerobic digestion followed by an oxidation pond to reach the regulation requirement of effluent industrial wastewater ($\text{COD} \leq 400 \text{ mg/L}$). Scaling up wastewater treatment plants is a problem because cassava wastewater contains a large quantity of organic and suspended solids. Treatment plants therefore require a large land area, and setting up electricity generation by biogas from anaerobic digestion as fuel through thermodynamic processes is costly.

In microbial fuel cells, electricity is produced by the electrochemical processes of microorganisms oxidizing organic compounds. The oxidation process releases electrons from cells, and anode electrodes accept these electrons anaerobically (Logan, 2007). In recent years, microbial fuel cells research has tremendously grown both in studies and in actual application (Pant, et al., 2010). Many studies have found that electricity can be generated from organic substrates in various sources such as domestic waste (Liu, et al., 2004), composite vegetable waste (Mohan, et al., 2010), various food industry wastes (Cercado-Quezada, et al., 2010), starch processing (Lu, et al., 2009; Kaewkannetra, et al., 2011), brewery wastewater (Wang, et al., 2008; Wen, et al., 2010), cheese whey (Antonopoulou, et al., 2010), palm oil mill effluent (Cheng, et al., 2010), sewage sludge (Zhang, et al., 2011), decolorization in wastewater treatment (Sun, et al., 2009), and leachate wastewater (Gálvez, et al., 2009). These studies have shown that microbial fuel cells can be used to treat wastewater and simultaneously produce electricity in various conditions. The optimized conditions depend on the characteristics of the wastewater, reactor architectures including the type of cathode, anode, and connection wire, environmental conditions such as pH, temperature,

conductivity, and quantity and the source of the sludge. Wastewater design engineering must focus on the necessary parameters for high COD removal efficiency and produce electricity without adding any power to the system.

To enhance the performance of MFCs, optimal conditions in designing cassava wastewater treatment by a microbial fuel cell system in term of COD loading rate (OLR), pH, and temperature were investigated. This study examined various OLRs of cassava wastewater treatment at mesophilic temperature (30°C) and high temperature (45°C) using batch flow-mode in a single-chamber microbial fuel cell. The efficiency of treatment was evaluated in terms of total COD removal, power density generation, and coulombic efficiency.

1.4 Objectives of study

1. To study the effect of temperature on electricity generation from cassava wastewater by a single chamber microbial fuel cell.
2. To study the effect of COD loading on electricity generation from cassava wastewater by a single chamber microbial fuel cell.
3. To examine the efficiency in electrical generation in a single-chamber microbial fuel cell with high strength wastewater from cassava wastewater.
4. To study the effect of pH on electricity generation from cassava wastewater by a single chamber microbial fuel cell.

1.5 Scope of study

This study was setup as lab-scale at the laboratory in the Civil and Environment Department, Faculty of Science and Engineering, Kasertsart University Chalermprakiat Sakon Nakhon Province Campus, Sakon Nakhon Province, Thailand. The scopes of this study are the followings:

1. The wastewater used in the study was actual wastewater from Roi-Ed Flour factory, Roi-Ed Province, Thailand.
2. Seed was collected from UASB wastewater treatment plant of Roi-Ed flour factory, Roi-Ed Province, Thailand.
3. A single-chamber microbial fuel cell was made from polyvinyl chloride. The total volume was 150mL. Spacing between the anode and cathode was 4 cm. The diameter of anode and cathode was 7 cm, with a surface area of 38.5 cm². The cathode was coated by 0.5 mg/cm² of Pt. and PEM on the side to contact the wastewater, and another side was coated by four layers of Teflon layers to prevent water penetration.
4. Temperature control boxes were used to maintain mesophilic and high temperatures of 30 °C and 45 °C. The initial COD in the SCMFC was varied from 1,000 mg/L., 2500 mg/L., 5,000 mg/L., 7500 mg/L., and 10,000 mg/L. while pH was fixed at 7.0 in all experiments.
5. COD loading was chosen to achieve the highest efficiency of COD removal to study the effects of the initial pH at 5.0, 5.5, 6.0, 6.5, 7.5, 8.0, 8.5, and 9.0.
6. Electrical potential, SCOD, VFA, pH, alkalinity, and microbial communities were studied at the end of each experiment.
7. Microbial communities were analyzed in the SCMFC at both temperatures by molecular based techniques using PCR-DGGE method.

1.6 Benefits of study

1. Determine the feasibility of electricity generation from cassava wastewater by a single-chamber microbial fuel cell.
2. Determine the effects of temperature on electricity generation from cassava wastewater by a single-chamber microbial fuel cell.

3. Determine the effects of COD loading on electricity generation from cassava wastewater by a single-chamber microbial fuel cell.
4. Determine the effects of pH on electricity generation from cassava wastewater by a single-chamber microbial fuel cell.

CHAPTER II

LITERATURE REVIEW

2.1 Principle of biological wastewater treatment

Wastewater treatment transforms the carbon in wastewater into a reduced of power form with oxidation and reduction reaction or redox reaction. The process of redox transfers electrons from a reducing agent to an oxidizing agent. The reducing agent in wastewater is organic matter and the oxidizing agent is a chemical in the wastewater such as oxygen, nitrate, sulfate or carbon dioxide. The redox reactions and their namely in wastewater treatment are as shown in Table 2.1. The electron transfers in the redox reaction produce power which uses microorganism growth to produce new cells and increase their quantity, and some of the power is lost in heat power form. Organic matter can be the carbon source for power production and the substrate of bacteria which are most common in microorganism communities. Because there are many types of agents to oxidize the electron, there are differences in reactions depending on the type of oxidizing agent. The substrate reduction of inner bacteria can be categorized into two processes, fermentation and aspiration. Fermentation is the redox reaction of organic substrate without an electron acceptor outside the cell, and respiration reaction is the redox reaction of organic substrate with a final electron acceptor outside the cell. The respiration reaction can be categorized into two types, aerobic respiration and anaerobic respiration, as described below.

1. Aerobic respiration is oxidation-reduction reaction with oxygen as the final electron acceptor.

2. Anaerobic respirations oxidation-reduction reaction with a final electron acceptor other than oxygen, such as nitrate or sulfate.

Table 2.1: The oxidation-reduction reaction in wastewater treatment

List	Electron acceptors				
	Oxygen	Organic matter	Nitrate	Sulfate	Carbon dioxide
The end product	Carbon dioxide	Organic matter	Nitrogen	Sulfide	Methane
Type of reaction	Aerobic oxidation	Fermentation	Denitrification	Sulfate Reduction	Methanogenesis

2.1.1 Anaerobic operations

The principle step of anaerobic biochemical operations is shown in Figure 2.1.

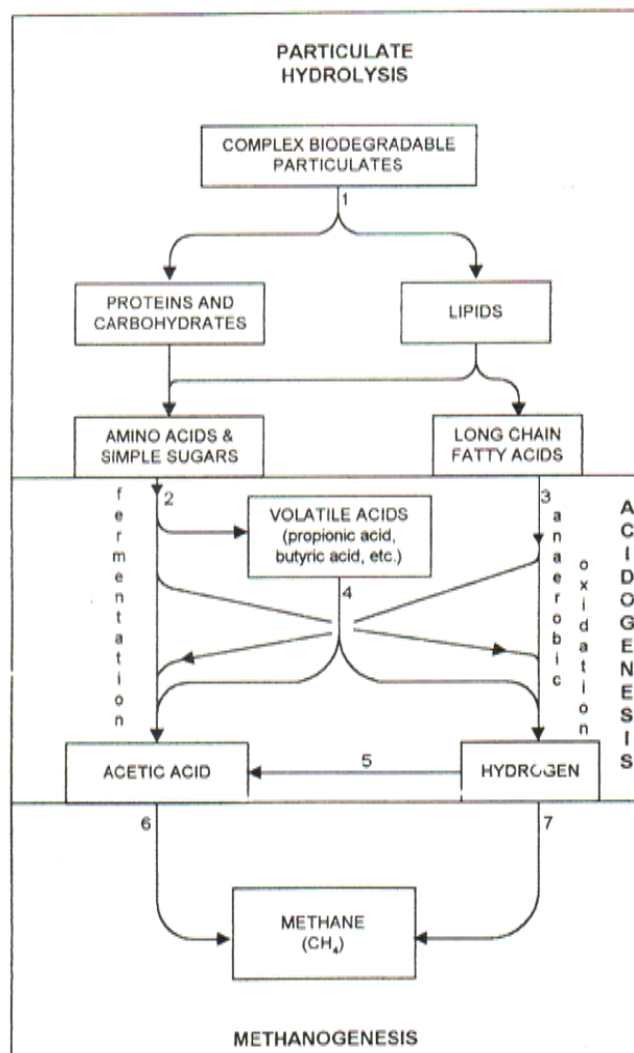


Figure 2.1: Steps of anaerobic operation (Graddy, et al., 1999)

Before insoluble organic materials are consumed, they must be solubilized. The large soluble organic molecules must be reduced in size to facilitate transport across the cell membrane. The reactions responsible for solubilization and size reduction are usually hydrolytic and are catalyzed by extracellular enzymes produced by bacteria such as cellulases, amylases, and proteases. They are all grouped together as hydrolysis reactions. The enzymes are produced by fermentative bacteria that are an importance component of the second step, acidogenesis.

Acidogenesis is carried out by members of the domain bacteria. Amino acids and sugars are degraded by fermentative reactions in which organic compound serve as both electron donors and acceptors. The principal products of reaction are intermediately degradative products such as propionic and butyric acids and direct methane precursors, acetic acid, and H_2 . The H_2 production from fermentative reactions is small and originates from the dehydrogenation of pyruvate by mechanisms that are different products of the bulk of the H_2 produced. In contrast, most of the H_2 produced comes from the oxidation of volatile and long chain fatty acids to acetic acid and arises from the transfer of electrons from reduced carriers directly to hydrogen ions, in a process call anaerobic oxidation. Because of the thermodynamics of this reaction, it is inhibited by high partial pressures of H_2 , whereas the production of H_2 pyruvate is not.

The production of H_2 by anaerobic oxidation is important to the proper functioning of anaerobic processes. First, H_2 is one of the primary substrates from which methane is formed. Second, if H_2 were not formed, acidogenesis would not result in the oxidized product, with acetic acid being the major soluble organic product. Rather, the only reactions that could occur would be fermentative, in which electrons released during the oxidation of one organic compound are passed to another organic compound that serves as the electron acceptor, yielding a mixture of oxidized and reduced organic products. Consequently, the energy level of the soluble organic matter would not change significantly because all of the electrons originally present would still be in solution in organic form. When H_2 is formed as the reduced product, however, it can escape from the liquid phase because it is gas, thereby causing a reduction in the

energy content of the liquid. In actuality, the H_2 does not escape. The gas is used as the substrate for methane production, but because methane is removed as a gas the same thing is accomplished. Finally, if H_2 formation did not occur and reduced organic products were formed, they would accumulate in the liquid because they cannot be used as substrates for methane production. Only acetic acid, H_2 , methanol and methylamines can be used. As shown by reaction 5, some H_2 can be combined with carbon dioxide by H_2 -oxidizing acetogens to form acetic acid, but since the acetic can serve as a substrate for methanogens, the impact of this reaction is thought to be small.

The products of the acidogenic reactions, acetic acid and H_2 , are used by methanogens, which are members of the domain Archaea, to produce methane gas. Two groups are involved:

- (1) Aceticlastic methanogens, which split acetic into methane and carbon dioxide.
- (2) H_2 -oxidizing methanogens, which reduce carbon dioxide.

2.1.2 Factors affecting the performance of anaerobic digestion

Speech, (1995) said that high loading rate was one of the most important advantages of the anaerobic process, and was also one of the most fundamental of all operational considerations. Table 2.2 lists the factors that control the allowable loading rate.

Table 2.2: Factors controlling allowable loading rates in aerobic treatment (Speech, 1995)

Item	Factors
1	Concentration of viable biomass which can be retained in the anaerobic reactor
2	Mass transfer between the incoming wastewater and the retained biomass
3	Biomass proximity for metabolism of H ₂ intermediate
4	Each metabolism of the organic pollutant
5	Temperature within the reactor
6	Level of toxicity in the wastewater
7	Elevated K _s
8	pH
9	Reactor configuration/staging

2.1.1.1 Temperature

Temperature can exert an effect on biological reactors in two ways, by influencing the rate of enzymatically catalyzed reactions and by affecting the rate of diffusion substrate to the cells. The biomass growth and substrate use are proportional with the yield. Temperature can influence the value of the yield as shown in Figure 2.2. It influences growth and substrate use in quantitatively different ways. This is an importance factor in anaerobic operations.

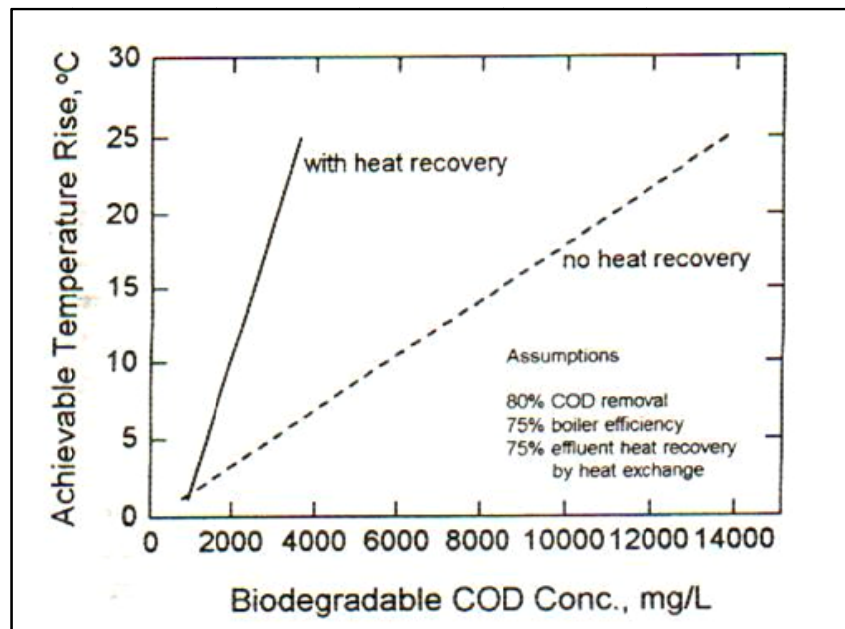


Figure 2.2: Achievable temperature rise (Graddy, et al. 1999)

The anaerobic process is more sensitive to temperature variation than its aerobic counterpart. Particularly noteworthy is the finding that methane conversion of acetate to CH_4 is more temperature-dependent than the acetate forming biomass. An increase in the concentration of volatile acids may accompany a lowered temperature because the metabolism rate of the acidogens is affected less than the methanogens. This VFA increase, associated with a lower temperature, can potentially exceed the buffer capacity of the system, with corresponding catastrophic drop in pH. Thus a temperature decrease can have drastic repercussions on the process, operating almost to maximum capacity. Temperature sensitivity increases with loading rate. The temperature effect on substrate removal rate is of primary interest in using the anaerobic process, but other temperature-dependent constants include specific growth rate decay, biomass yield, K_s , and propionate degradation.

2.1.1.2 pH

Methanogens prefer nearly neutral pH conditions with a generally accepted optimum range of 6.5-8.2 (Speech, 1995). Conditions above or below range of 6.5-8.2 decrease the rate of methane production rather steeply. Figure 2.3 shows an acceptable range of 6.0-8.0 with indicating the relative acetate use rate. The sharp drop in the activity above pH 8.0 may be related to a shift in $\text{NH}_4\text{-N}$ to a toxic level.

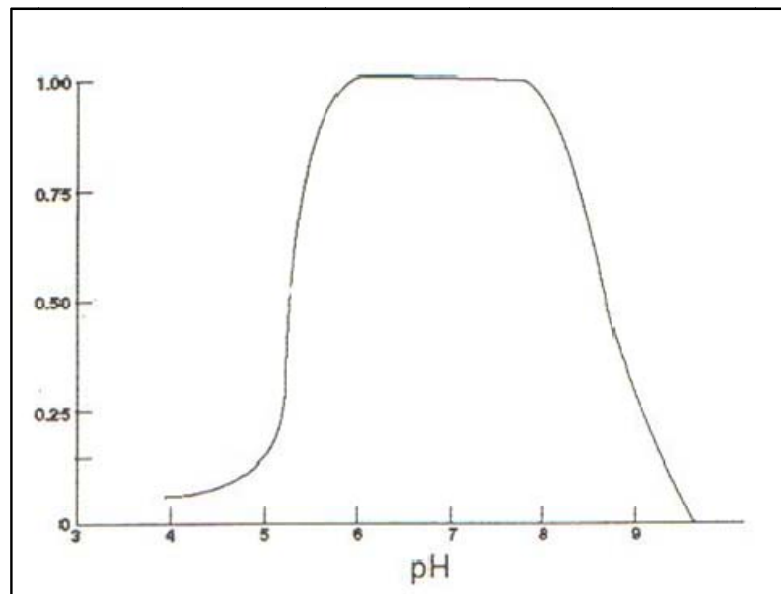


Figure 2.3: The relative activity of methanogens to pH (Speech, 1995)

Microorganisms can grow only at a specific pH which does not have a wide range. For example, methane-producing bacteria with anaerobic digestion grow well at pH 6.7 to 7.7. Figure 2.4 shows the production of methane gas and total biogas at laboratory scale by anaerobic digestion using formate acid as the substrate. As shown in this figure, the maximum production of biogas is at neutral pH.

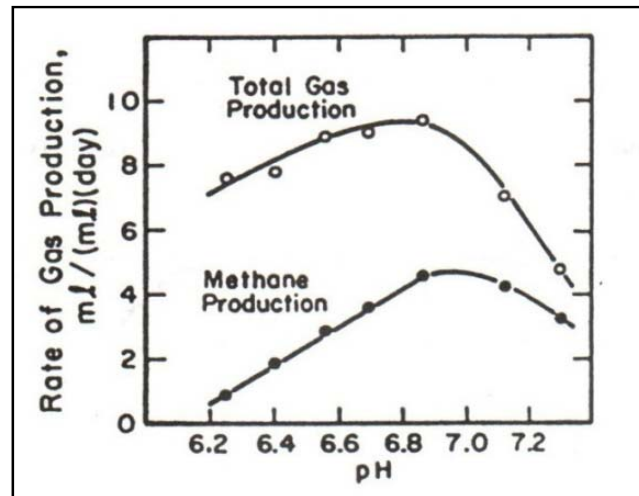


Figure 2.4: Effect of pH to total gas production and methane production from formic acid (Theera, 1996)

2.1.1.3 Toxicity

Chemicals which are toxic to the microorganisms are volatile fatty acids, free ammonia, proton ions, sulfide and heavy metals.

a. Volatile fatty acids: The concentration of volatile fatty acid that affects microorganisms in an anaerobic process depends on the pH. Acetic acid and butyric acid are not significantly toxic to hydrogen-producing microorganisms at neutral pH. Propionic acid is toxic to microorganisms when its concentration nears 1,000 mg/L.

b. Ammonia: In sewage sludge digestion, most of the toxicity is due to ammonia. The sewage sludge contains a high level of protein, and protein hydrolysis releases nitrogen in the form of ammonium ions (NH_4^+) or free ammonia (NH_3). The dominant forms of nitrogen contained depend on the pH solution. Ammonia and ammonium ions are highly toxic to bacteria at levels above 150 mg N/L and 3,000 mg N/L, respectively.

c. Metal ions: The processes to remove proton ions and metal ions from wastewater are toxic to bacteria growth because that processes need to add high alkalinity. The toxic reaction is complex, as there are many kinds of proton ions in wastewater treatment such as sodium, potassium, calcium and manganese. Table 2.3 shows how the toxicity of proton ions inhibits anaerobic processes.

Table 2.3: Concentrations of metal ions that inhibit anaerobic processes (Theera, 1996)

Proton	Concentration (mg/L)		
	Low inhibition	Medium inhibition	High inhibition
Sodium	100-200	3,500-5,500	8,000
Potassium	200-400	2,500-4,500	12,000
Calcium	100-200	1,500-4,500	8,000
Magnesium	75-150	1,000-1,500	3,000

d. Sulfide: Sulfide production from anaerobic processes is by sulfate reduction of protein hydrolysis in influent solution. If the sulfide concentration is more than 200 mg S/L it highly inhibits the metabolic process of methane-producing bacteria until production fails. Methane-producing bacteria can tolerate a sulfide concentration of not more than 100 mg S/L. A concentration of 100 to 200 mg S/L of sulfide slightly inhibits methane production. Sulfide in the form of solution inhibits bacteria growth, while sulfide in metal insoluble form cannot affect bacteria.

e. Heavy metals: Heavy metals in soluble form are toxic to anaerobic bacteria. Table 2.4 lists the heavy metal concentrations that inhibit the growth of anaerobic bacteria by 50%. However the concentration of heavy metal can be reduced to nontoxic levels by the precipitation process.

Table 2.4: The concentration of soluble heavy metal to inhibit 50% production of anaerobic digestion (Theera, 1996)

Heavy metal	Approximate concentration (mg/L)
Fe ²⁺	1-10
Zn ²⁺	10 ⁻⁴
Cd ²⁺	10 ⁻⁷
Cu ⁺	10 ⁻¹²
Cu ²⁺	10 ⁻¹⁶

2.1.1.4 Organic loading rate

In the process of completely mixing an aerobic system without return sludge, the organic loading rate is relative to sludge retention time. For anaerobic digestion from sewage sludge, the organic loading affects the efficiency of substrate reduction. The relationship between organic loading and the efficiency of COD removal is shown in Table 2.5.

Table 2.5: The relationship between organic loading and efficiency of COD removal (Van den Berge and Kennedy, 1982 referred by Pollution control department, 2003)

Type of reactor	COD loading (kg COD/m ³ -d)	COD removal (%)
Anaerobic Contact	1-6	80-95
Upflow Filter	1-10	80-95
FB/EB	1-20	80-87
Downflow Filter	5-15	75-88
UASB	5-30	85-95

Sludge retention time of a completely mixed reactor without return sludge is equal to hydraulic detention time (τ). Organic loading relates to hydraulic detention time

as per the curve in Figure 2.5. Figure 2.5 shows that the organic loading of sewage sludge in sludge digestion must not more than 6.4 kg/kg VS-m³ and hydraulic detention time is 10-15 days.

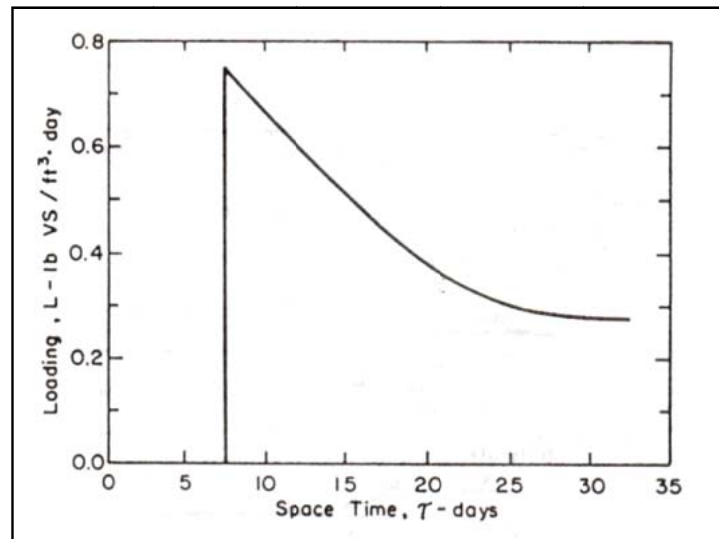


Figure 2.5: The curve between organic loading and hydraulic detention time of sludge digestion from sewage

2.2 Energetic overview

Microorganisms require these 4 factors for growth:

- a) Carbon source
- b) Inorganic nutrient
- c) Energy
- d) Reducing power

Microorganism derives energy and reducing power from oxidation reduction, which involves the removal of electrons from the substrate with their ultimate transfer to the terminal electron acceptor. So the available energy in the substrate depends on its oxidation state, which is indicative of the electrons available for removal as the substrate

is oxidized. Highly reduced compounds have more electrons and higher standard free energy than highly oxidized compounds, regardless of whether they are organic or inorganic. In wastewater treatment using COD as a substrate, compounds with high COD:C ratio are highly reduced, whereas those with low COD:C ratio are more oxidized. The carbon in methane is the most highly reduced state possible, with a COD:C ratio of 5.33 mg COD/mg C, but carbon dioxide is the most highly oxidized state with a COD:C ratio of 0 mg COD/mg C. Thus all organic compounds will have a COD:C ratio between 0 and 5.33 mg COD/mg C.

Heterotrophic bacteria oxidize the carbon in organic compounds through their catabolic pathways, converting them to metabolic intermediates of the central amphibolic pathways that are in a higher oxidation state than either starting compound. The metabolic intermediates are used in anabolic pathways for cell synthesis with a higher oxidation state than the cell materials. Those electrons arise from the original substrate during its catabolism and are transferred to the anabolic pathways through the use of carriers such as nicotinamide adenine dinucleotide (NAD) and nicotinamide adenine dinucleotide phosphate (NADP) which alternate between the oxidized (NAD and NADP) and reduced (NADH and NADPH) state. Thus NAD and NADP serve as electron acceptors for catabolic reactions, in which NADH and NADPH are formed from electron reductions. The availability of NADH and NADPH is called reducing power.

Biosynthetic reactions also require energy in a form that can be used in coupled reactions to join the amphibolic intermediate and form new compounds. That energy is provided by adenosine triphosphate (ATP) and to a lesser degree by other nucleotides. ATP is generated by phosphorylation of adenosine diphosphate (ADP). When ATP is used to provide energy in biosynthetic reactions and ADP is released to be reused, ATP can be formed from two types of phosphorylation reactions, substrate level phosphorylation and electron transport phosphorylation.

During substrate level phosphorylation, ATP is formed directly by coupled reactions within a catabolic pathway. Only small amounts of ATP can be generated in

this way. Great amounts can be generated during electron transport phosphorylation, which occurs when electrons removed during oxidation of the substrate and pass through the electron transport chain to the terminal electron acceptor, setting up a proton-motive force. The magnitude of the proton moving force, and consequently the amount of ATP that can be generated, depend on both the organisms and the performance of the terminal electron acceptor.

2.3 Effects of growth environment on ATP generation

Electron transport chains are found in bacteria and Eucarya. They are highly organized and are localized within membranes. They contain flavoproteins and cytochromes which accept electrons from NADH and pass them to the terminal acceptor. The electron transport chain in Eucarya is located in the mitochondria and is remarkably uniform from species to species. The electron transport chain in bacteria is located in the cytoplasmic membrane and exhibits considerable variety among individual species in the identity of the individual components and the presence or absence of sections of the chain. The electron transport chain is determined by the bacteria's standard oxidation-reduction potential. Table 2.6 presents the potentials for the array of couples found in mitochondrial electron transport chains. The transfer is in the direction of increasing redox potential until the final reduction with the terminal acceptor is catalyzed by the appropriate enzyme. When the environment is aerobic, oxygen serves as the terminal acceptor and the enzyme is an oxidase.

ATP generation is associated with the transfer of electrons down the electron transport chain through electron transport phosphorylation, although it is not directly coupled to a specific biochemical reaction that occurs during that transfer.

Table 2.6: The standard oxidation-reduction potential of a number of redox couples of interest in biological systems (Graddy, et al., 1999)

Redox couple	E° (mV)
$H_2 / 2H^+ + 2e^-$	-420
Ferredoxin reduction / oxidation	-410
NADPH / NADP ⁺	-324
NADH / NAD ⁺	-320
Flavoproteins reduction / oxidation	-300 to 0
Cytochromes reduction / oxidation	+30
Uquinone reduction / oxidation	+100
Cytochromes c reduction / oxidation	+254
Cytochromes a reduction / oxidation	+385
$O_2 / 1/2O_2 + 2e^-$	+820

In the absence of molecular oxygen, other terminal acceptors may accept electrons from the electron transport chain. Their redox potential, as well as those of various donors are given in Table 2.7. In order for ATP to be generated by electron transport phosphorylation, the oxidation-reduction potential for the donor redox couple must be smaller than the potential for the acceptor redox couple, there must be at least one site of proton translocation in the electron transport chain between the final acceptor and the point where the donor contributes its electrons, and the associated free energy change (ΔG°) must exceed 44 kJ. Nitrate and nitrite are important terminal electron acceptors in biochemical operations performing denitrification. Under strictly anaerobic conditions, when neither oxygen nor nitrogen oxides are present, many bacteria generate their ATP through substrate level phosphorylation associated with fermentation in which the oxidation of organic substrate is coupled to the reduction of another. The second substrate is generally a product of the catabolic pathway leading from the

oxidized substrate with the result that the fermentation pathway is internally balanced, with neither a net production nor a net requirement for reducing power.

Table 2.7: The standard oxidation-reduction potential of various acceptor and donor redox couples (Graddy, et al., 1999)

Redox couple	E° (mV)
Acceptor	
$1/2\text{O}_2 / \text{H}_2\text{O}$	+820
$\text{NO}_3^- / \text{NO}_2^-$	+433
$\text{NO}_2^- / \text{NO}$	+350
Fumarate/Succinate	+33
$\text{SO}_4^{2-} / \text{SO}_3^{2-}$	-60
$\text{CO}_2 / \text{CH}_4$	-244
Donor	
$\text{H}_2 / 2\text{H}^+$	-420
$\text{HCOOH} / \text{HCO}_3^-$	-416
$\text{NADH} / \text{NAD}^+$	-320
Lactate/Pyruvate	-197
Malate/Oxaloacetate	-172
Succinate/Fumarate	+33

Several types of fermentation reactions are listed in Table 2.8. Because ATP generation occurs only by substrate level phosphorylation and a large part of the available electrons in the original substrate end up in the reduced organic products, bacteria receive relatively little energy in this mode of growth, and thus have low yield per unit of substrate processed.

Table 2.8: Type of fermentation of various microorganisms (Graddy, et al., 1999)

Type of fermentation	Product	Organisms
Alcoholic	Ethanol, CO ₂	Yeast
Lactic acid	Lactic acid	<i>Streptococcus, Lactobacillus</i>
Mixed acid	Lactic acid, acetic acid, Ethanol, CO ₂ , H ₂	<i>Escherichia, Salmonella</i>
Butanediol	Butanediol, ethanol, Lactic acid, acetic acid, CO ₂ , H ₂	<i>Aerobactor, Seratia</i>
Butyric acid	Butanediol, ethanol, Lactic acid, acetic acid, CO ₂ , H ₂	<i>Clostridium butyricum</i>
Acetone-butanol	Acetone, butanol, ethanol	<i>Clostridium acetobutylicum</i>
Propionic acid	Propionic acid	<i>Propionibacterium</i>

2.4 Microbial fuel cell


A fuel cell is a device that converts the chemical energy from a fuel into electricity through a chemical reaction with an oxidizing agent such as oxygen. The most common fuel is hydrogen, although other hydrocarbons such as natural gas and alcohols like methanol are sometimes used. Fuel cells work similar to batteries but the difference is the fuel can produce electricity as long as fuel inputs are supplied. The important key assemblies of the fuel cell are the anode, cathode, ion-conducting material, catalyst and electrolyte. Fuel cells can be classified by the electrolyte or the supplied fuel. Factors that enhance the performance of a microbial fuel cell depend on the efficiency of its parts.

Fuel cells that use bacteria as a catalyst are called microbial fuel cells (Mohan et al. 2008). Bacteria can produce electricity by oxidizing organic matter in anaerobic digestion. When the microorganisms digest the organic substrate, they released electrons outside their cells into the electrolyte. These electrons move to the anode electrode and then are transferred to the cathode electrode by a conducting wire. At the cathode electrode, protons from the anode chamber can move to the cathode by salt



bridge or proton exchange membrane to combine with electrons and oxygen (or another oxidizing agent) to produce H₂O (or another form).

The performance of microbial fuel cells depends on 3 processes. The first is the process of the oxidizing organic substrate by microbes and the release of electrons outside their cells. The second process is electron transfer to anode and cathode electrodes, so the anode chamber should not have another competitive electron acceptor such as oxygen, nitrate, sulfate, etc. The last process depends on the ability of the cathode electrode to use electrons and produce the chemical product in a reduced form. If the fuel of the process is carbohydrate, the reaction in the anode and cathode are as defined in equations 2.1 to 2.3 (Rismani-Yazdi, et al., 2008).

Anode:



Cathode:



The ideal microbial fuel cell can produce electricity as long as organic matter is supplied. The ideal potential (E_{thermo} (V)) is as the thermodynamic of the Nernst equation shown in equation 2.4.

$$E_{thermo} = E^0 - \frac{RT}{nF} \ln(\pi) \dots\dots\dots(2.4)$$

Where

E^0	=	The standard cell potential (V)
R	=	The ideal gas constant (8.314 J/mol- K)
T	=	The temperature (K)
n	=	The number of electrons transferred in the reaction

F	=	Faraday's constant (96,485 C /mol)
π	=	The chemical activity of products divided by those of reactants
	=	$\frac{[product]^p}{[reactant]^r}$
[product]	=	The concentration of product
[reactant]	=	The concentration of reactant
p	=	Mole of product
r	=	Mole of reactant

All reactions are written in the direction of chemical reduction, so the products are always the reduced species, and the reactants are the oxidized species. As a condition, temperature is 298 K, and the chemical concentration is 1 mol/L for liquids and 1 bar for gases. All values of E^0 are calculated with respect to that of hydrogen under standard conditions, which is defined to be $E^0(\text{H}_2) = 0 \text{ V}$, referred to as a normal hydrogen electrode (NHE). The standard potential for all chemicals is obtained with $\pi = 1$ relative to the hydrogen electrode.

In biological systems the reported potentials are usually adjusted to neutral pH, because the cytoplasm of most cells is at pH 7. For a hydrogen reaction as equation 2.5, at a temperature of 298 K, the potential at standard conditions is shown in equation 2.6.



$$E^{0'} = 0 - \frac{(8.31 \frac{\text{J}}{\text{mol-K}})(298 \text{ K})}{(2)(96,485 \frac{\text{C}}{\text{mol}})} \ln \frac{[1 \text{ bar}]}{[10^{-7} \text{ M}]^2} = -0.414 \text{ V} \dots \dots \dots (2.6)$$

Where $E^{0'}$ = The standard cell potential of adjusted pH (V)

There is a potential need to adjust for temperature, partial pressure, and pH if different from the above conditions. If pH increases, temperature and partial pressure also increase. Chemicals that oxidize by H^+ have more negative potentials while those

that are reduced by H_2 have more positive potentials. The half reaction for oxygen is shown in equation 2.7 and $E^0(O_2) = 1.229\text{ V}$ so the adjusted value for oxygen at a pH of 7 and a temperature of 298 K is 0.805 V. Table 2.9 shows anode and cathode potentials for different anodic and cathodic reactions at a temperature of 298 K.




Table 2.9: Anode and cathode potentials for different anodic and cathodic reactions at a temperature of 298 K (Logan, (2007) referred to Heilmann and Logan, (2006))

Electrode	Reaction	E^0 (V)	Conditions	E' (V)
Anode				
A-1	$2H^+ + 2e^- \rightarrow H_2$	0.000	pH=7	-0.414
A-2	$2HCO_3^- + 9H^+ + 8e^- \rightarrow CH_3COOH + 4H_2O$	0.187	$HCO_3^- = 5$ mM $CH_3COO^- = 16.9$ mM pH=7	-0.300
A-3	$2HCO_3^- + 9H^+ + 8e^- \rightarrow CH_3COOH + 4H_2O$	0.187	$HCO_3^- = 5$ mM $CH_3COO^- = 5$ mM pH=7	-0.296
A-4	$CO_2 + HCO_3^- + 8H^+ + 8e^- \rightarrow CH_3COOH + 3H_2O$	0.130	pH=7	-0.284
A-5	$6CO_2 + 24H^+ + 24e^- \rightarrow C_6H_{12}O_6 + 6H_2O$	0.014	pH=7	-0.428
Cathode				
C-1	$O_2 + 4H^+ + 4e^- \rightarrow 2H_2O$	1.129	$pO_2 = 0.2$, pH=7	0.805
C-2	$O_2 + 4H^+ + 4e^- \rightarrow 2H_2O$	1.129	$pO_2 = 0.2$, pH=10	0.627
C-3	$O_2 + 2H^+ + 4e^- \rightarrow H_2O_2$	0.695	$pO_2 = 0.2$, $H_2O_2 = 5$ mM pH=10	0.328
C-4	$O_2 + 2H^+ + 4e^- \rightarrow H_2O_2$	0.695	$pO_2 = 0.2$, $H_2O_2 = 0.22$ mM pH=7	0.370
C-5	$Fe(CN)_6^{-3} + e^- \rightarrow Fe(CN)_6^{-4}$	0.361	$Fe(CN)_6^{-3} = Fe(CN)_6^{-4}$	0.361
C-6	$MnO_2(s) + 4H^+ + 2e^- \rightarrow Mn^{2+} + 2H_2O$	1.229	$Mn^{2+} = 5$ mM, pH=7	0.470
C-7	$MnO_4^- + 4H^+ + 3e^- \rightarrow MnO_2 + 2H_2O$	1.70	$MnO_4^- = 10$ mM, pH=3.5	1.385
Cathode				
C-8	$Fe^{3+} + e^- \rightarrow Fe^{2+}$	0.77	$Fe^{3+} = Fe^{2+}$, T=303 K (Low pH)	0.78
C-9	$Fe^{3+} + e^- \rightarrow Fe^{2+}$	0.77	$Fe^{3+} = Fe^{2+}$, T=303 K (Neutral pH)	0.20

The activity of a pure liquid or a solid is constant, so here the activity of water is unity. Because $E^0(O_2) > E^0(H_2)$, oxygen is reduced by hydrogen. When the voltage is

positive, the reaction is exothermic. The calculations can also be expressed in terms of the change in Gibbs free energy, G_r^0 , [J], as per equation 2.8.

$$E^0 = \frac{\Delta G^0}{nF} \dots\dots\dots(2.8)$$

Where

E^0	=	The standard cell potential (V)
R	=	The ideal gas constant (8.314 J/mol- K)
ΔG^0	=	Gibbs free energy
n	=	The number of electrons transferred in the reaction (dimensionless)
F	=	Faraday's constant (96,485 C /mol)

The reaction is exothermic when ΔG_r^0 is negative. The total cell potential that can be produced by any fuel cell is the difference in the anode and cathode potentials, as per equations 2.9 and 2.10.

$$E_{emf} = E_{Cat} - E_{An} \dots\dots\dots(2.9)$$

$$E'_{emf} = E'_{Cat} - E'_{An} \dots\dots\dots(2.10)$$

Anode potentials

If thermodynamics limit overall power production, we can expect that the measured anode potential will approach that of the calculated maximum potentials. The maximum voltage is produced in open circuit mode, so the maximum potential should be close to the voltage in open circuit mode.

Cathode potentials

For an MFC using oxygen, the cathode potential is the maximum potential ($E^0 = 0.805$ V). The reduction of oxygen to water requires four electron transfers but that may

not always be achieved. It is also possible that oxygen reduction results in hydrogen peroxide production, and this is only a two-electron transfer reaction. The standard for hydrogen peroxide evaluation is 0.695 V but under conditions reasonable for MFCs as in Table 2.6, which shows a result in 0.425 V. The production of hydrogen peroxide is problematic as it is a strong oxidizer and can result in degradation of the electrode or membrane. However, hydrogen peroxide's disinfectant properties are useful in limiting biofilm production at the cathode or degrading organics.

Anode potentials and enzyme potentials

While the potential of the anode and cathode set the limits for the maximum voltage achievable for power generation, using the potentials for these substrates does not fully consider the biochemical basis for power generation. Bacteria that use oxygen and many alternate electron acceptors such as iron use the citric acid cycle to oxidize the substrate, resulting in the production of three different electron carriers (NADH, FADH, and GTP). The ATP yield under aerobic conditions is the highest achievable due to the largest potential between NADH and oxygen. Under aerobic conditions when glucose is first oxidized to pyruvate (producing a net of 2 ATP), each pyruvate is decarboxylated to acetyl-CoA (producing 1 NADH as 3 ATP), and then the Citric Acid Cycle (CAC) is used to completely oxidize the pyruvate producing 1 GTP (producing 1 ATP), 4 NADH (12 ATP), and 1 FADH (2 ATP). With oxygen it is 15 ATP from each pyruvate in the CAC (total of 30 ATP), plus 6 ATP from pyruvate oxidation, plus 2 ATP from glycolysis, netting a maximum of 38 ATP under aerobic conditions. ATP is generated due to the pumping of protons across inner cell membranes by the respiratory enzymes. When they flow back to ATPase, ATP is generated from ADP.

When oxygen is used as the terminal electron acceptor, a total of five protons are pumped across the inner membrane for *Paracoccus denitrificans* or *Escherichia coli*. When nitrate is used as the terminal electron acceptor by *E. coli*, only four protons are pumped across the inner cell membrane and thus the yield of ATP will be less with nitrate than with oxygen. This because there is less energy available with nitrate than

with oxygen, as indicated by a lower redox potential for nitrate ($\text{NO}_3^-/1/2\text{N}_2$, $E^0=0.74$ V) than for oxygen ($1/2\text{O}_2/\text{H}_2\text{O}$, $E^0=0.82$ V under the same conditions), as can be seen in Table 2.10. Less energy means fewer protons can pump across inner cell membranes.

Table 2.10: Potential of different couples (pH=7, temperature is assumed to be 303 K) (Madigan and Martinkov, (2006) was referred by Logan, (2007))

Couple	Potential (V)	Couple	Potential (V)
$\text{CO}_2/\text{glucose}$, $24e^-$	-0.43	$\text{S}_4\text{O}_6^{2-}/\text{S}_2\text{O}_3^{2-}$, $2e^-$	0.024
$2\text{H}^+/\text{H}_2$, $2e^-$	-0.42	Ferriate,succinate, $2e^-$	0.030
$\text{CO}_2/\text{methanol}$, $6e^-$	-0.38	Cytochrome $b_{\text{ox/red}}$, $1e^-$	0.035
NAD^+/NADH , $2e^-$	-0.32	Ubiquinone $_{\text{ox/red}}$, $2e^-$	0.11
$\text{CO}_2/\text{acetate}$, $8e^-$	-0.28	$\text{Fe}^{3+}/\text{Fe}^{2+}$, $1e^-$	0.20
$\text{S}^0/\text{H}_2\text{S}$, $2e^-$	-0.22	Cytochrome $c_{\text{ox/red}}$, $1e^-$	0.25
Pyruvate/lactate, $2e^-$	-0.19	Cytochrome $a_{\text{ox/red}}$, $1e^-$	0.39
		$\text{NO}_3^-/\text{NO}_2^-$, $2e^-$	0.42
		$\text{NO}_3^-/1/2\text{N}_2$, $5e^-$	0.74
		$\text{Fe}^{3+}/\text{Fe}^{2+}$, $1e^-$ (pH=2)	0.76
		$1/2\text{O}_2/\text{H}_2\text{O}$, $2e^-$	0.82

Role of communities versus enzymes in setting anode potentials

The cell potentials can be determined by the relative NAD^+ in the oxidized and reduced form, thus these factors affect the microbial ecology in MFC. One microorganism is able to achieve a certain NADH/NAD^+ ratio compared to another, setting a limit on the potential that a specific microbial species can set relative to the circuit. Thus the anode potential could vary among bacteria, setting different power generation levels for different strains of bacteria. Since one goal in using bacteria is to obtain the most energy possible from degradation of the substrate, it is easy to see that a high NADH/NAD^+ ratio benefits the microbe. A low ratio for the concentration of reduced to oxidized species is desirable for the terminal enzyme that transfers the electrons to the anode electrode.

The competition between the two bacteria results in the following: one of the species sets a lower potential or they both achieve the same potential and co-exist. The resistance of the circuit used by the bacteria to transfer electrons also affects the final potential that the bacteria can achieve, so this is a factor in competition as well. As bacteria are pushed out further from the anode, as they grow and new cells are formed, the length of the wire or connection to the anode surface will grow more distant and thus, these bacteria will begin to compete less effectively for electrode space. Then these bacteria will die, be forced to move to a new more advantageous location on the electrode, or switch metabolism to some other kind of electron acceptor or switch to a fermentation metabolism.

Voltage generation by fermentative bacteria

Bacteria that produce energy from substrate fermentation obtain energy by substrate level phosphorylation, taking a substrate and producing a variety of different end products as in Figure 2.6.

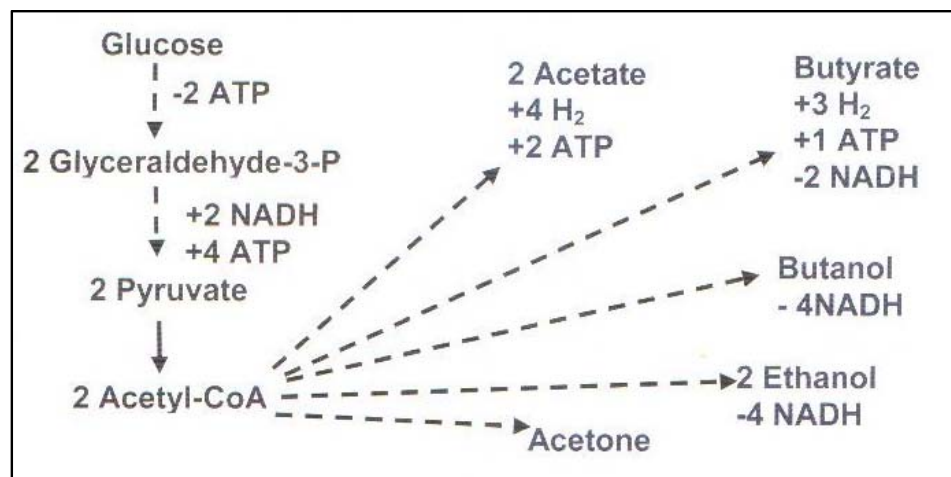


Figure 2.6: Different fermentation pathways used by *Clostridium acetobutylicum* (ATCC 824) to generate ATP or regenerate NADH (Girbal, et al., (1995) was referred by Logan, (2007))

As shown in Figure 2.6, when a microbe makes acetate, it can produce the most ATP from fermentation. However, it also produces NADH which must be converted back to NAD^+ to sustain the reaction. One possible way for cells to generate NAD^+ from NADH is by a reversible hydrogenase that produces hydrogen. The potential of a NADH/ NAD^+ couple can be compared to that of hydrogen couple ($2\text{H}^+/\text{H}_2$) under the same conditions of pH 7 where the hydrogen couple has a potential of $E_0' = -0.421 \text{ V}$. Under these standard conditions (1 M concentration of each soluble species, and 1 bar pressure for H_2), NADH cannot transfer these electrons through a hydrogenase to form H_2 as the process is thermodynamically unfavorable ($E = -0.421 \text{ V} - (-0.320 \text{ V}) = -0.09 \text{ V}$). However, as indicated above the relative concentrations of NADH/ NAD^+ can vary within the cell, allowing the potential to change.

2.5 The resistance in the MFC operation

The maximum cell voltage for a single chamber microbial fuel cell is $E_0' = 1.1 \text{ V}$, which is calculated for the acetate and oxygen couple as in Table 2.6. The OCV produced by the MFC is always less than that predicted by the maximum potential calculations for the cell due to the bacteria enzymes, as shown in Figure 2.7.

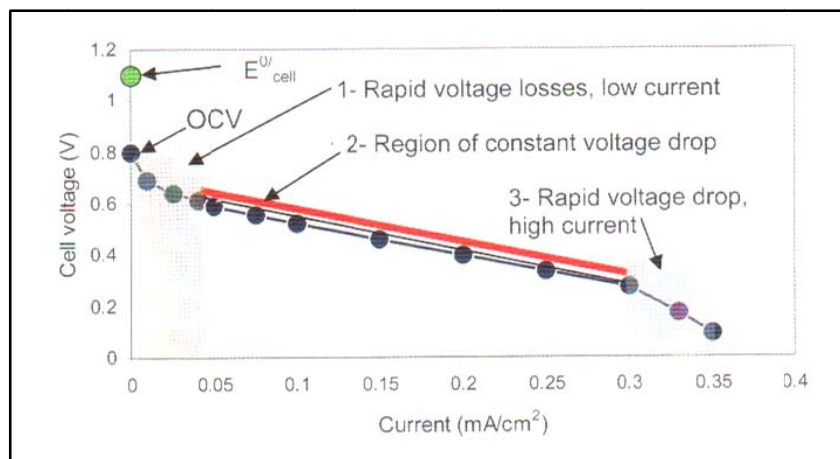


Figure 2.7: Characteristics of a polarization curve, showing regions where different types of losses reduce the useful current and the region of the constant voltage drop (Logan, 2007)

In Figure 2.7 there are 3 characteristics regions of voltage decrease in MFC:

1. A rapid voltage drop current flows through the circuit (at high internal resistance)
2. A nearly linear decrease in voltage
3. A second rapid voltage decrease at high current densities

The cell voltage produced at any specific current is considered to be the result of voltage losses due to electrode overpotential and ohmic losses as in equation 2.11.

$$E_{\text{emf}} = E^0 - (\sum OP_{\text{An}} + |\sum OP_{\text{Cat}}| + IR_{\Omega}) \dots \dots \dots (2.11)$$

Where E_{emf} = The intrinsic maximum possible potential due to the chemical reactions at the anode and cathode (Volt)

$\sum OP_{\text{An}}$ = The overpotential of the anode (Volt)

$|\sum OP_{\text{Cat}}|$ = The overpotential of the cathode (Volt)

IR_{Ω} = Ohmic losses (Volt)

Overpotentials of the electrode are most evident at low current densities where the voltage rapidly decrease, but it must be recognized that their magnitude at any specific point is current dependent. Electrode overpotentials are thought to arise from three basic losses:

1. Activation
2. Bacteria metabolism
3. Mass transport

Activation losses are due to energy lost (as heat) in initiating the oxidation or reduction reaction, and the energy loss through the transfer of an electron from the cell terminal protein or enzyme to the anode surface such as the nanowire, mediator, or terminal cytochrome at the cell surface. These losses are especially apparent at low current densities as shown in the first region of Figure 2.6. They could be reduced by using an improved catalyst at the cathode or different bacteria on the anode, or by improving the electron transfer between bacteria and the anode.

Voltage losses due to the bacteria metabolism are inevitable as these losses are a consequence of the bacteria deriving energy from substrate oxidation. In practice, the actual voltage output of the microbial fuel cell is less than the theoretical voltage because of unavoidable losses such as overpotentials. The three major irreversible effects on the efficiency of microbial fuel cell are activation losses, ohmic losses and mass transport losses. The real operational voltage output (V_{op}) of an MFC can be determined by subtracting the voltage losses associated with each compartment from the thermodynamically predicted voltage as in equation 2.12.

$$V_{op} = E_{thermo} - [(\eta_{act} + \eta_{ohmic} + \eta_{conc})_{cathode} + (\eta_{act} + \eta_{ohmic} + \eta_{conc})_{anode}] \dots \dots \dots (2.12)$$

- Where
- V_{op} = The operational voltage output
 - E_{thermo} = The thermodynamically predicted voltage
 - η_{act} = The activation loss due to reaction kinetics
 - η_{ohmic} = The ohmic loss from ionic and electronic resistances
 - η_{conc} = The concentration loss due to mass transport limitations

2.6 Materials for microbial fuel cell

2.6.1 Anode materials

The anode materials for an MFC should be highly conductive, non-corrosive, high specific surface area (area per volume), high porosity, non-fouling, inexpensive, and easily made and scaled up. A simple test with a voltmeter is sufficient to make the

first evaluation of the material by measuring its resistance. Placing the voltmeter electrodes on the surface about 1 cm apart and reading the resistance produces an immediate classification of the material's conductivity. The electrons produced by bacteria will need to flow from the point of generation on the surface of the materials to the collection point that contacts the wire, where only a few ohms of added internal resistance can greatly reduce power. In addition, bacteria must be able to attach to the material and achieve good electrical connection.

a) Carbon cloth, paper, foams, and reticulated vitreous carbon (RVC)

Carbon-based electrodes in paper, cloth, and foam form are commonly used for MFC anodes. These materials (Figure 2.8) have high conductivity and appear to be well suited for bacterial growth.

Carbon paper is stiff and slightly brittle but it is easy to connect to a wire. It should be sealed to the wire using epoxy, with all exposed surface of the wire covered or sealed with epoxy as well. Copper wire can be used but it corrodes over time, releasing copper into the solution (which can be toxic to bacteria). Stainless steel and titanium wires work better in MFCs. Carbon paper is commonly available in plain and wet-proofed versions, with plain paper suggested for anode applications.

Carbon cloth is more flexible and appears to have greater porosity than carbon paper.

Carbon foams are much thicker than the cloths, conferring more space for bacterial growth. They have not been as extensively used in MFC studies. The conductivity of the material is excellent at 200 S/cm ($5 \times 10^{-3} \Omega/\text{cm}$). It is quite porous (97%) with different effective pore sizes specified by the manufacturer. The main disadvantages of these materials are that they are quite brittle.

There are few direct comparisons of the effectiveness of these different carbonaceous materials in power generation.




Figure 2.8 : (A) carbon paper, (B) carbon cloth (C) RVC in difference types (Logan, 2007)

b) Graphite rods, felt, foams, plate and sheets.

There are many graphite materials to choose from for MFC electrodes which vary greatly in price, composition, and surface area, as shown in Figure 2.9.

Graphite rods have been used in several MFC studies, as they are highly conductive and have a relatively defined surface area (low internal porosity). They have been extensively used in electrochemical study. High performance graphite rods can be purchased from a number of vendors. Before they are used they are often sanded lightly to increase surface area for bacterial growth. A common graphite rod is pencil lead, which is quite conductive ($0.2 \Omega/\text{cm}$).

Graphite sheets can be purchased in a variety of thicknesses and, like pencil lead, are soft and will mark paper. Because these sheets are flat, they are an excellent surface to use for microscope-based analysis of electrochemically active biofilm. However graphite sheets are not porous and thus produce less power per geometric surface area than felts or foams.




Figure 2.9: (A) graphite rod, (B) graphite plate, (C) thinner graphite electrode, (D) sheet shown with square electrode cut out (Logan, 2007)

c) Graphite granules

Graphite granules, shown in Figure 2.10, are chunks of graphite that resemble pencil lead in their appearance and are available from some different sources. The granules are conductive ($0.5\text{-}1.0\ \Omega/\text{granule}$). Due to the shape of the granules and the bad porosity, they can connect at only a small fraction of their total surface area.

d) Graphite fiber and brushes

The highest specific surface area and porosities for anodes can be achieved using graphite fiber brush electrodes. These brushes can be made from carbon fibers produced by different manufacturers using conventional industrial brush machines. The core of the wire can be made from a non-corrosive metal such as titanium wire.




Figure 2.10: (A) graphite granules, (B) large graphite brush, (C) small graphite brush, (D) section of a tow of graphite (Logan, 2007)

e) Conductive polymers

The use of conductive polymer materials as anodes has not been well investigated in MFC studies. Logan, (2007) showed that the polymers were not as effective as carbon paper or granules.

f) Metal and metal coating

The use of various metal and metal coatings on carbon materials has not been well examined for MFCs. Adding metal to the electrode increases power, but the additional power resulting from the galvanic increases due to the potential of the metal or other reasons have not been well examined. Metal coatings can use materials such as Fe_3O_4 , $\text{Fe}_3\text{O}_4^{4+}$, Ni^{2+} , and Mm^{4+} . Metals that can be used as electrodes include stainless 304, aluminum oxide, tungsten, titanium, and iron oxide. Stainless 304, aluminum oxide, and titanium inhibit electricity production, while tungsten and iron oxide decrease the start up times.

g) Non-metallic treatments and modification of anodes to increase power

Several approaches have been used to increase anode performance using different non-metallic materials. Anodes are modified by treatment with carbon cloth using 5%NH₃ gas in a helium carrier gas at 700°C (for 1 hour), bonding a mediator of neutral red on woven graphite electrode.

2.6.2 Cathode materials

The design of the cathode is the single greatest challenge for making an MFC a useful and scalable technology. The chemical reaction that occurs at the cathode is difficult to engineer because the electrons, protons, and oxygen must all meet with the catalyst in a tri-phase reaction (solid catalyst, air, and water). The catalyst must be on a conductive surface, but must be exposed to both water and air so that protons and electrons in these different phases can reach the same point. Oxygen can diffuse into water, but the solubility of oxygen in the water is only 4.6×10^{-6} at 25°C (mole fraction basis) compared to 0.21 in the air. Proton solubility in membranes or binders such as Nafion can be high, producing a low pH, but the proton concentration in water is limited by pH ranges tolerated by bacteria, which are near neutral (pH nearly 7.0). Lower pH can be used in the cathode chamber, but these can result in voltage losses across the membrane.

The same materials that have been described above for use as anode have also been use as cathodes. Thus, studies have use carbon paper, cloth, graphite, woven graphite, graphite granules, brushes, etc. The main difference when these materials are use as cathode is that catalyst is usually but not always needed. Solid phase and liquid catalyst have been used, creating a wide range of possible materials and chemicals to facilitate current generation.

2.6.2.1 Carbon-based cathodes

a) Carbon cathode with platinum catalysts

The most commonly used material for a cathode is commercially available carbon paper pre-loaded with platinum catalyst on one side, available from different manufacturers. When used in the MFC, the side containing the catalyst faces the water, with the uncoated side facing the air. It is also possible to purchase plain carbon cloth and apply the catalyst in the laboratory. Figure 2.11 shows the cathode carbon cloth.

b) Catalyst binders

When catalyst is applied to carbon it must be held there using materials that allow the transfer of protons, electrons, and oxygen. Nafion is therefore often chosen, although materials such as polytetrafluoroethylene suspension (PTFE) can also be used.

c) Diffusion layers

When air cathode microbial fuel cells do not contain a cation exchange membrane, Coulombic efficiency (CE) is reduced due to the high oxygen flux through the cathode. In addition, there can be substantial water loss through the air-facing side. In some reactors, that can result in the appearance of gas in the head space which could be composed of carbon dioxide, methane, nitrogen, and oxygen depending on operational conditions. Obviously, the occurrence of an air phase in the anode chamber is to be avoided because the oxygen in the air may reduce the CE and affect the power generation if the redox potentials become too high in the anode chamber. To avoid these problems of water loss and low CE, the air-facing side of the cathode is coated with hydrophobic material. While Nafion can also serve the same purpose, it is used on the water side of the cathode.

d) Carbon cathodes with non platinum catalysts

Logan, (2007) referred to Park and Zeikus, (2002), who made the first to experiment with non-precious-metal, carbon-based air cathodes in MFCs. They made a

ferric cathode by forming the plate out of ferric sulfate (3% w/w), fine graphite (60%), kaolin (36% as a binder), and nickel chloride (1%), then baking at 1,100°C for 12 hours under N₂ gas. These iron cathodes produced up to 3.8 times as much power as plain woven graphite cathodes, but they did not compare to Pt-based cathodes of similar dimensions.

e) Plain carbon cathodes

The efficiency of a catalyst is often assessed by comparing current or power densities to those with plain carbon electrodes of the same surface area. Oxygen reduction still proceeds in the absence of the catalyst, but the rate is reduced. In general, current and power reduce by a factor of 10 or more with plain carbon materials. However if the cathode surface area is substantially increased, it is possible to achieve much higher power densities.

f) Tubular carbon-coated cathodes

Logan, (2007) referred to Riemers, (2006), who tested sediment MFC with 1-mm long carbon brush cathodes. Riemers (2006) reached power densities of 34 mW/m² by positioning the MFC over deep ocean water in Monterey Canyon in California. Power decreased over time due to the sulfide built up on the anode with no indication of reduced cathode performance.

g) Tubular carbon-coated cathodes

MFCs require high surface area and high porosity typical in wastewater reactors. The tubular ultra-filtration membranes provide high surface areas for filtering the treated water (180 to 6,800 m²/m³). Logan, (2007) referred to Zuo, et al., (2007), who developed a tubular cathode by applying a conductive graphite paint material, to a hydrophilic tubular ultrafiltration membrane (polysulfone membrane on a composite polyester carrier) that had an inner diameter of 14.4 mm. and a wall thickness of 0.6 mm.





Figure 2.11: (A) plain carbon cloth, (B) carbon cloth coated with Pt, (C) carbon cloth coated with diffusion layer, (D) square cathode used in two chambers (Logan, 2007)

2.6.2.2 Other cathodes and catalysts

a) Aqueous catholytes

When oxygen is not used at the cathode, no catalyst is needed and therefore plain carbon cathodes can be used. Several different aqueous catholyte have been tested. The most common is ferricyanide or hexacyanoferrate which is reduced according to equation 2.13



Permanganate and iron have also been used as catholytes. The main disadvantage of catholytes like ferric cyanide is that they must be chemically regenerated or replaced.

b) Pt and Pt-coated metals

Pt electrodes are not practical for large scale applications due to their prohibitive cost, but they provide useful benchmarks on the performance of the system. While Pt can be used in MFC tests, the formation of an oxide layer (PtO) on the Pt surface can reduce electron activity over time.

c) Metal other than Pt

Cathodes made of several different metals have been examined for use in various types of MFCs, but not all of them can be used.

d) Biocathodes

A biocathode uses bacteria as the catholyte in the cathode chamber. When stainless steel containing sea water biofilm was used for a HFC (hydrogen fuel cell), power was increased by a factor of 30 compared to the same system after cleaning the biofilm on the cathode (Bergel, et al., (2005) was referred to by Logan, (2007)). A system using bacteria to re-oxidize Mn can also be used as biocathodes.

2.6.3 Membranes and separators

Membranes are primarily used in two-chambered MFCs as a method for keeping the anode and cathode liquids separate. The solution in the cathode chamber cannot be allowed to mix with the solution in the anode chamber. This membrane needs to be permeable so that protons produced at the anode can pass to the cathode. The disadvantages of membranes in MFCs are their high cost and sometimes decreased system performance due to increasing internal resistance as shown in Table 2.11.

Table 2.11: Internal resistance of cation, anion, and ultrafiltration membrane tested in bottle (B-MFCs) and cube MFC(C-MFC) (Logan, (2007) referred to Kim, et al., (2007))

Membrane	Internal resistance (Ω)	
	B-MFC	C-MFC
No membrane	1,230 \pm 44	84 \pm 3
CEM (Nafion)	1,272 \pm 24	84 \pm 4
CEM (CEMI-7000)	1,308 \pm 18	84 \pm 3
AEM (AMI-7001)	1,239 \pm 27	88 \pm 3
UF-0.5K	6,009 \pm 58	1,814 \pm 15
UF-3K	1,233 \pm 46	91 \pm 3

The internal resistance attributable to the membrane can be measured by placing difference membranes into the reactor and measuring internal resistance according to the method described in Appendix A.

a) Cation exchange membrane

The most commonly used cation exchange membrane (CEM) is Nafion 117 (Dupont Corp., available from Ion Power, Inc., shown in Figure 2.12). This membrane was developed for high proton concentrations (low pH) under conditions where the water content is carefully controlled. However, this material becomes completely flooded with the water in an MFC, producing a pH reflective of the solution's properties (neutral pH). So it does not function according to its intended purpose in an MFC as it cannot operate under its designed conditions.

Nafion is also referred to as a PEM on the basis that it is designed to transfer protons (H^+), but in an MFC it preferentially conducts other positively charged species (Na^+ , K^+ , NH_4^+ , Ca^{2+} , and Mg^{2+}) that are present at typically 105 times higher concentrations than protons in solution at neutral pH (Logan, (2007) referred to Rozendal, et al., (2006)). The competitive transport of cations other than protons significantly affects MFC performance. When substrate is degraded, protons are produced at the anode and consumed at the cathode. If protons cannot migrate at a sufficient rate from the anode to the cathode, the pH will decrease at the anode and increase at the cathode while charge balance is maintained by the migration of other cations. The pH decrease at the anode affects bacterial respiration and thus current generation. At the cathode, the pH can rapidly rise, which can lead to mass transfer and limited proton transport to the catalyst. A well buffered solution can offset these pH changes in the biofilm which may affect power generation. Calculations based on oxygen reduction at the cathode show that an increase in pH will affect the cathode potential.

A CEM membrane (CMI-7000) made by Membrane International Inc., NJ, has been used in several MFC studies, mostly those with ferricyanide as the catalysts

(Logan, (2007) referred to He, et al., (2005); Robeay, et al., (2005b); Robeay, et al., (2003); Robeay, et al., (2005c)). This membrane is much thicker and stiffer than the Nafion 117 (0.046 cm) and in general appears to be structurally stronger. There are many manufacturers of CEMs which could be used in MFCs, but these have not been compared for their performance in MFC applications.

Anion exchange membranes (AEM) work as CEMs but in a different way. The AEM can increase in the cathode chamber more than the PEM of a two-chamber microbial fuel cell using phosphate buffer (Kim, et al., (2007b), was referred by Logan, (2007)). PO_4^{3-} were being transported across the membrane and that pH was better maintained in the anode chamber.

A bipolar membrane consists of an anion and cation membrane joined in series. As voltage develops, rather than protons passing the membrane water is split, resulting in transport of anions (OH^-) to the anode and cations (H^+) to the cathode to balance the charge. The energy needed for the water splitting reaction is presumed to be small because water is split into ionic species, H^+ and OH^- (not electrolyzed into H_2 and O_2). A bipolar membrane is used to maintain low pH in the cathode chamber and near neutral pH in the anode chamber. For a completely selective bipolar membrane, it was calculated that 0.83 V needed to be overcome (Hurwitz and Didiani, (2001), was referred by Logan, (2007)) for a 100% selective membrane with one molar acid and base solutions ($\Delta\text{pH}=14$) using equation 2.14

$$\Delta V = \frac{-2.3RT}{F} \Delta\text{pH} \dots \dots \dots (2.14)$$

Where

ΔV	=	The difference potential (V)
R	=	The ideal gas constant (8.314 J/mol- K)
ΔpH	=	The difference voltage
T	=	Temperature (Kelvin)
F	=	Faraday's constant (96,485 C /mol)

b) Other separators and membranes

The observation that cations or anions can help to maintain a charge in an MFC opened the door to new possibilities for using different types of membranes in MFCs. The main function of the membrane is to keep solutions isolated while allowing charge transfer, presumably via small ions. Thus, an ultrafiltration (UF) membrane (especially those developed for wastewater applications) may be suitable for use in MFCs. These membranes have tiny pores, with many membranes available that have molecular weight cutoff values below 1,000 daltons (1K). UF membranes have appreciable flow through them only under high pressure, and thus under relatively low hydrostatic pressure in tanks.

2.6.4 Long term operations

The long term stabilities of MFC are due to the biofilm formed on the surface of electrode materials and membranes. The parameters that affect power generation are operation, temperature, ionic strength, and pH variation.

Logan, (2007) referred to Change, et al., (2006c), who used batch mode operation in MFC with Pt catalysts bond using two different binder materials (Nafion and PTFE). MFC-fed batch tests were conducted for 35 cycles, spanning 31 days, with glucose as the substrate. In the MFC using the Nafion binder, voltage varied between 0.5 V and 0.6 V but decreased slightly over time. The maximum power density decreased from $480 \pm 20 \text{ mW/m}^2$ (based on the first three cycles) to $400 \pm 10 \text{ mW/m}^2$ (last three cycles). The CE increased over the same period from $8.9 \pm 0.4\%$ to $18.6 \pm 0.5\%$. This suggests that proton conduction, oxygen conduction, and oxygen diffusion were impaired over time. The development of a biofilm on the cathode could be reducing the effective diffusivity of protons from the anode to the cathode. The biofilm caused a reduction of substrate and oxygen diffusivities near the cathode, reducing over substrate loss due to bacteria aerobic growth sustained by oxygen diffusion into the reactor.

When PTPE was used as the binder instead of Nafion, the same generation pattern was observed with decreased maximum power densities and increased CE over time. The maximum voltages and power densities with PTFE were not as high as with Nafion, but changes with time were reduced as well. The maximum power decreased by only 9%, or from $360 \pm 10 \text{ mW/m}^2$ (cycle 2-4) to $331 \pm 3 \text{ mW/m}^2$ (last three cycles). The CE increased from $9.5 \pm 1.5\%$ to $13.1 \pm 0.3\%$. This changing of binder materials affected the overall process.

Membrane fouling on the surface of the electrode in the MFC can limit the chemical diffusivities through it. This can reduce proton transport or charge transfer as well as oxygen or substrate diffusion between the chambers. When using ferric ions as the catholyte, the CEM quickly became fouled due to iron precipitation on the membrane (Figure 2.12) (Logan, (2007), referring to Heijne, et al., (2006)). This problem was solved by replacing the CEM with a bipolar membrane.




Figure 2.12: Fouling of a Nafion 117 membrane due to a pH rise in the cathode chamber, causing ferric iron precipitation (Logan, 2007)

2.7 The features of MFC

2.7.1 The Two-Chamber Microbial Fuel Cell

The physical layout of a two-chamber microbial fuel cell is shown in Figure 2.13.

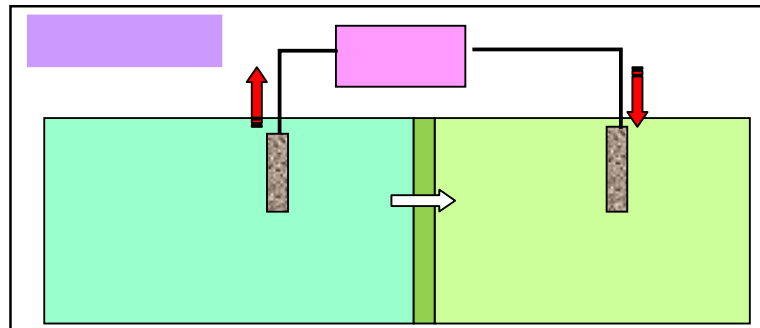


Figure 2.13: The principle of a two-chamber microbial fuel cell

The two-chamber fuel cell was the first method to develop the microbial fuel cell to generate electricity. Its advantage is easy of assembly. The disadvantages of the two-chamber are power input in aeration at the cathode chamber and high internal resistant due to its architecture. Its potential output is less and its maximum power density is not as high as the type and loading of any organic cell. Logan, et al., (2005) and Min, et al., (2005) used acetate or cysteine as the organic supply, and the maximum power density was 40 mW/m^2 . Consist with this, Mohan, et al., (2008) used various substrates for loading, and the maximum power density is not different. Nevertheless the sizing of electrodes and proton exchange membrane affects the maximum power density (Oh and Logan, 2005).

2.7.2 A Single-Chamber Microbial Fuel Cell

The principle of a-single microbial fuel cell is shown in Figure 2.14.

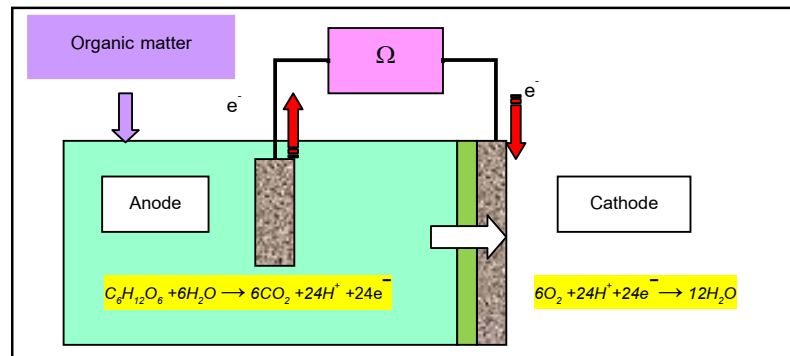


Figure 2.14: A single-chamber microbial fuel cell

The distinct advantage of a single-chamber microbial fuel cell is its low internal resistance, so its maximum power density output is more than that of a two-chamber microbial fuel cell and is directly related to its loading and the type of organic used. Liu, et al., (2005b) and Liu and Logan, (2004) used acetate and glucose as the organic substrate in a single-chamber microbial fuel cell; the maximum power density was 506 mW/m^2 and 494 mW/m^2 respectively. With domestic wastewater and butyrate the maximum power density was 146 mW/m^2 and 305 mW/m^2 . With ethanol as a substrate power output was 488 mW/m^2 (Kim, et al., 2007). These studies show that the power outputs differed from those of other substrates.

2.8 Factors affecting the performance of MFC

The procedure to produce electricity by could divide into 3 processes as the substrate oxidation, the transportation of electron and proton and the usage electron at the cathode electrode. The factors influent efficiency the microbial fuel cell can be list as Table 2.12.

Table 2.12: Factors affecting the efficiency of a microbial fuel cell

Factors	Oxidized substrate	Transfer electrons	Using electrons
Microbial communities	√	-	-
Substrate	√	-	-
Temperature	√	√	-
Mediator	-	√	-
Proton exchange membrane and separators	-	√	-
Electrode distances	-	√	-
Internal and external resistant	-	√	-
Electrodes	√	√	√
Catalyst	-	-	√

2.8.1 Microbial communities

There are many types of bacteria that can produce electrons outside the cell. Iron-reducing bacteria such as *Shewanella* and *Geobacter* are recalled exoelectrogens bacteria (Feng, et al., 2008). However the diversion of microbial communities results from the substrate and the environment in the system (Patrick, et al., 2011). Other species of exoelectrogens used in microbial fuel cell are in Table 2.13.

Table 2.13: Microbes used in microbial fuel cells (Sammers, 2006)

Organisms	References
<i>E. coli</i>	Sell, et al., (1989)
<i>Alcaligenes eutrophus</i>	Choi ,et al., (2003)
<i>Bacillus subtilis</i>	Kim, et al. (2000)
<i>Bacillus subtilis</i>	Kim, et al. (2000)
<i>Proteus vulgaris</i>	Rabaey, et al., (2003)
Mixed culture from anaerobic sludge	Tender, et al. (2002)
<i>Desulfuromonas acetoxidant</i>	Bond,et al. (2002)
Mixed culture from marine sediments	Chaudhuri and Lovley, (2003)
<i>Rhodoferax ferric reductions</i>	Bond and Lovley, (2003)
<i>Geobactor sulferreducence</i>	Park and Zeikus, (2003)
Mixed culture from anaerobic sludge	Kim, et al. (2002)
<i>Shewanella putrefaciens</i>	Yakishita, et al., (1998)
<i>Anabaena variabilis</i>	Sell, et al., (1989)
Mixed culture	Choi, et al., (2003)
Activated sludge	Kim, et al., (2000)
Mixed culture from wastewater	Rabaey, et al., (2003)
Anaerobic sludge	Tender, et al., (2002)
<i>Clostridium beijerinckii</i>	Bond, et al., (2002)
Secondary Anaerobic sludge from digester	Chaudhuri and Lovley, (2003)
Mixed anaerobic culture	Bond and Lovley, (2003)
anaerobic mixed consortia	Park and Zeikus, (2003)

2.8.2 Electrodes

The electrodes affect the performance of the microbial fuel cell as described in section 2.6.1 and section 2.6.2. Lowy, et al., (2006) reported that coating the cathode with a high oxidizing agent is more efficient. The oxidizing agent usually used is Mn^{4+} , Fe_3O_4 , or Ni^{2+} . Cheng and Logan, (2007) coated the cathode with ammonia used a 200 mM phosphate buffer as mediator; startup period was reduced, and the maximum power density was as high as 1,970 mW/m². Mohanakrishna, et al., (2012) used carbon based multi walled nano-tubes (MWCNT) and nano-powder (CNP) as the electrode, and

the results showed 148% and 57% enhancement in power generation, respectively, compared to plain graphite anode (MFCEP). Rismani-Yazdi, et al., (2008) and Logan, (2007) mentioned that the reaction at the cathode is limited in microbial fuel cells because of 3 major losses: activation losses, ohmic losses, and mass transport losses.

2.8.3 Substrates

Many studies have found that electricity can be generated from organic substrate from various sources such as domestic waste (Liu, et al., 2004), composite vegetable waste (Mohan, et al., 2010), various food industry wastes (Cercado-Quezada, et al., 2010), starch processing (Lu, et al., 2009; Kaewkannetra, et al., 2011)), brewery wastewater (Wang, et al., 2008; Wen, et al., 2010), cheese whey (Antonopoulou, et al., 2010), palm oil mill effluent (Cheng, et al., 2010), sewage sludge (Zhang, et al., 2011), decolorization in wastewater treatment (Sun, et al., 2009), and leachate wastewater (Gálvez, et al., 2009). Min and Angelidaki, (2008) used municipal waste as fuel in a microbial fuel cell system; their output voltage was 0.428 ± 0.003 volts. This is less than that of high strength wastewater ($BOD/COD \approx 0.3$), used by Kim, et al., (2007); the power was 0.716 volt and 0.731 volt when the organic loading was $1.165 \text{ kg COD/m}^3\text{-day}$ and $1.404 \text{ kg COD/m}^3\text{-day}$, respectively.

2.8.4 Temperatures

Controlling the temperature of the anode chamber affects the kinetics of reduction and proton transferred. Ahn and Logan, (2010) used domestic wastewater under two different temperatures ($23 \pm 3^\circ\text{C}$ and $30 \pm 1^\circ\text{C}$) and flow modes (fed-batch and continuous) in single-chamber air-cathode microbial fuel cells (MFCs). They showed that the COD removal was slightly larger at mesophilic temperatures (33% removal) than ambient temperatures (23% removal). The CE and energy recoveries were 26% and 0.214 Whr/g COD removal for mesophilic reactors, and 38% and 0.314 Whr/g COD removal for ambient reactors.

2.8.5 Mediator

Cheng and Logan, (2007) found that the mediator can enhance the power generation from MFC. They compared two mediators in MFCs, NaCl and phosphate buffered nutrient solution (PBS). Their results showed that the power was higher when using PBS than when using NaCl due to the effects of chloride ions. Rismani-Yazdi, et al., (2008) discovered that the mediator inhibited the reversibility of the redox reaction and decreased the overpotentials. The mediator enhanced the reaction of the electron acceptor at cathode but it was not stable. Ferric cyanide is always used as the mediator in MFCs and the redox reaction is as shown in equation 2.14, equation 2.15, and Figure 2.15.

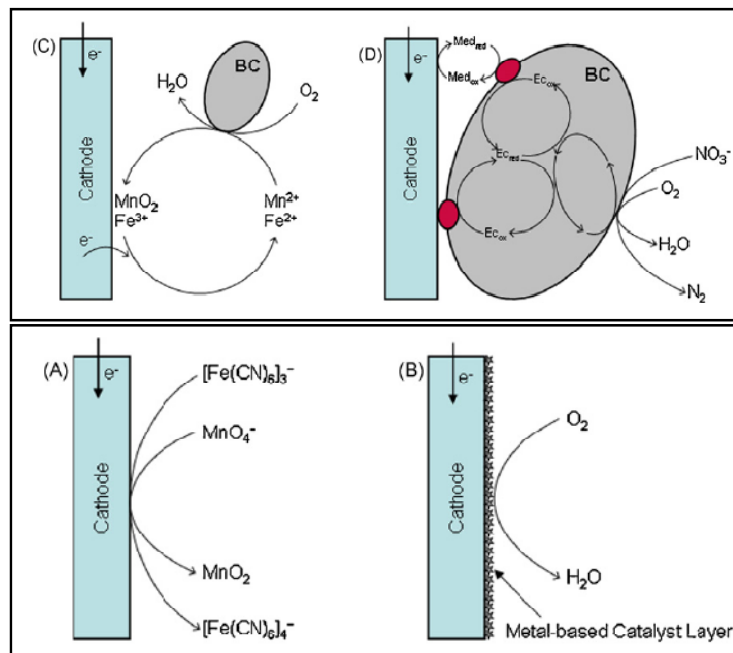
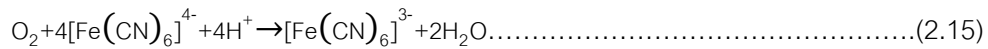
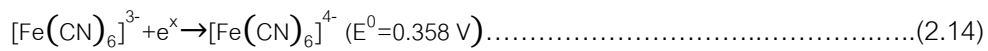


Figure 2.15: The reaction of ferric cyanide as mediator in a cathode chamber

2.8.6 Internal and external resistance

There are several factors affecting the internal resistance of an MFC. One cause of internal resistance is the distance between the anode and the cathode. At 3.0 cm, the voltage is 0.428 V (Min and Angelidaki, 2008) while at 2 cm it is 0.8 V (Cheng and Logan, 2007). As the distance increases, internal resistance increases.

External resistance also affects the circuit voltage output. Rismani-Yazdi, et al., (2011) concluded that external resistance affects the performance of MFCs by controlling the flow of electrons from the anode to the cathode. They tested four external resistances (20, 249, 480, and 1,000 Ω) by operating parallel MFCs independently at constant circuit loads for 10 weeks. A maximum power density of 66 mW/m^2 was achieved by the 20 Ω MFCs, while the MFCs with 249, 480, and 1000 Ω of external resistance produced 57.5, 27, and 47 mW/m^2 , respectively.

2.9 Other studies of the microbial fuel cell

2.9.1 Applications in various substrates

Rezaei, et al., (2009) used chitin as the substrate in MFCs. The power generation from chitin and the magnitude of power density depended on the particles sizes. They operated for 33 days. The power increased as the particle diameter was increased from 0.28 to 0.78 mm. The CE also increased with particle size, from 18% to 56%. The minimum power density achieved with 0.78 mm particles was 176 mW/m^2 while the maximum power density from the 0.28 mm particles was 272 mW/m^2 .

Sun, et al., (2009) applied the microfiltration membrane SCMFC to generate electricity from readily biodegradable organic substrates accompanied by decolorization of azo dye in batch mode operation. They found that accelerated decolorization of active brilliant red X-3B (ABRX3) was achieved in the MFC as compared to traditional anaerobic technology. The inhibition of electricity generation by SCMFC using azo dye was at a high concentration of 300 mg/L of ABRX3, and they noted that the voltage can be recovered to the original level after replacement with anodic medium not containing azo dye.

Bakhshian, et al., (2011) found that a dual-chamber microbial fuel cell using suspended lactase in the cathode chamber in the absence of any mediators decolorized RB221 and also improved oxygen reduction reaction in the cathode. They used molasses as the substrate in the anode chamber. The aims of their study showed that the capability of an MFC for simultaneous molasses and dye removal had an efficiency of 87% in the cathode chamber and 84% COD removal for molasses was observed in the anode chamber.

Chae, et al., (2009) evaluated four microbial fuel cells (MFCs) which they inoculated with anaerobic sludge and fed four different substrates for over one year. They found that the CE and power output varied with different substrates, while the bacterial viability was similar. Acetate-fed MFC showed the highest CE (72.3%), followed by butyrate (43.0%), propionate (36.0%), and glucose (15.0%). They explained the use of glucose as the substrate and its low CE as being due to its fermentable nature, implying its consumption by diverse non-electricity-generating bacteria.

Luo, et al., (2010) investigated furfural as an inhibitor in the ethanol fermentation process using lignocellulosic hydrolysates as raw materials. They demonstrated that electricity was successfully generated using furfural as the sole fuel in both the ferricyanide-cathode MFC and the air-cathode MFC. In the ferricyanide-cathode MFC, the maximum power densities reached 45.4, 81.4, and 103W/m³, respectively, when 10,00 mg/L of glucose, a mixture of 200 mg/L glucose and 5 mM furfural, and 6.68 mM furfural were used as the fuels in the anode solution. The corresponding CEs were 4.0, 7.1, and 10.2% for the three treatments, respectively. With pure furfural as the fuel, the removal efficiency of furfural reached up to 95% within 12 hours. In the air-cathode MFC using 6.68 mM furfural as the fuel, the maximum values of power density and CE were 18 W/m³ and 30.3%, respectively, and the COD removal was about 68% at the end of the experiment, at about 30 hours. Increase in furfural concentrations from 6.68 to 20 mM resulted in increase in the maximum power densities from 361 to 368 mW/m², and decrease in CEs from 30.3 to 20.6%. These results indicate that some toxic and

biorefractory organics such as furfural might still be suitable resources for electricity generation using MFC technology.

Li, et al., (2010) demonstrated the effects of nitrobenzene (NB) on electricity generation and simultaneous biodegradation of NB with two types of microbial fuel cells (MFCs): a ferricyanide-cathode MFC with NB as the anodic reactant and an NB-cathode MFC. They compared to controls without NB. The presence of NB in the anode of the first MFC decreased maximum voltage outputs, maximum power densities, and Coulombic efficiencies. No electricity was generated from the first MFC using NB as the sole fuel; however, the second MFC using NB as the electron acceptor generated electricity successfully with a maximum voltage of 400 mV. NB was degraded completely within 24 hours in both anode and cathode chambers.

Cheng, et al., (2010) integrated a system of two-stage microbial fuel cells and immobilized biological aerated filters (I-BAFs) to treat palm oil mill effluent (POME) at laboratory scale. They tested by replacing the conventional two-stage upflow anaerobic sludge blanket (UASB) with a newly proposed upflow membrane-less microbial fuel cell (UML-MFC) in the integrated system. Significant improvements in $\text{NH}_3\text{-N}$ removal were observed and direct electricity generation implemented in both MFC_1 and MFC_2 . Moreover, the coupled iron-carbon micro-electrolysis in the cathode of MFC_2 further enhanced the treatment efficiency of organic compounds. They found that the I-BAFs played a major role in further removal of $\text{NH}_3\text{-N}$ and COD. For influent COD and $\text{NH}_3\text{-N}$ of 10,000 and 125 mg/L, respectively, the final effluents of COD and $\text{NH}_3\text{-N}$ were below 350 and 8 mg/L, with removal rates higher than 96.5% and 93.6%.

Cercado-Quezada, et al., (2010) used three food-industry wastes: fermented apple juice (FAJ), wine lees, and yogurt waste (YW), for evaluation in combination with two sources of inoculums, anaerobic sludge and garden compost, to produce electricity in microbial fuel cells. They found that in the preliminary potentiostatic studies, YW was able to provide up to 250 mA/m^2 . Wine lees were definitely not suitable, and FAJ was not able to start an MFC by means of its endogenous microflora. Both FAJ and YW were suitable for producing electricity when anaerobic sludge or compost leachate was used

as the inoculum source. When they used Sludge-MFCs, YW performed better (232 mA/m^2), and when they used compost leachate MFCs, the power density of FAJ was 209 mA/m^2 and YW was 144 mA/m^2 , but YW provided stable power.

Morris, et al., (2009) applied MFCs to enhance subsurface bioremediation of contaminants such as petroleum hydrocarbons by providing an inexhaustible source of terminal electron acceptors to a groundwater environment that was likely depleted in thermodynamically favorable electron acceptors such as oxygen and nitrate. Their results indicate that anaerobic biodegradation of diesel range organics (Morris et al., 2009) were significantly enhanced in an MFC (82% removal efficiency) as compared to an anaerobically incubated control cell (31% removal efficiency) over 21 days at 30°C , and provided the power of 31 mW/m^2 cathode during diesel degradation. The microbial consortium on the anode of a diesel-degrading MFC was characterized by cloning and sequencing 16S rRNA genes. The majority of the clone sequences showed more than 98% similarity to bacteria capable of denitrification, such as *Citrobacter* sp., *Pseudomonas* sp., and *Stenotrophomonas* sp. The remaining clone sequences showed high similarity with organisms capable of using a wide range of electron acceptors, including sulfate, arsenate, and chlorinated inorganics. In particular, *Shewanella* sp. and *Alishewanella* sp. were found to be typically capable of using multiple electron acceptors. They suggested that MFC technology may be used to improve biodegradation of petroleum contaminants in anoxic environments, thus eliminating the need to amend terminal electron acceptors such as oxygen.

2.9.2 Architectures

Deng, et al., (2010) constructed an activated carbon fiber felt (ACFF) cathode lacking metal catalysts in an upflow microbial fuel cell (UMFC) as in Figure 2.16. The maximum power density with the ACFF cathode was 315 mW/m^2 , compared to lower values with cathodes made of plain carbon paper (67 mW/m^2), carbon felt (77 mW/m^2), or platinum-coated carbon paper (124 mW/m^2 , 0.2 mg-Ptc/m^2). When they added platinum to the ACFF cathode (0.2 mg-Ptc/m^2), the maximum power density increased to

391 mW/m², and increasing the cathode surface and shaping it into a tubular form further increased it to 784 mW/m². With the ACFF cut into granules, the maximum power was 481 mW/m² (0.5 cm granules), and 667 mW/m² (1.0 cm granules). They noted that ACFF cathodes lacking metal catalysts can be used to substantially increase power production in UMFC compared to traditional materials lacking a precious metal catalyst.

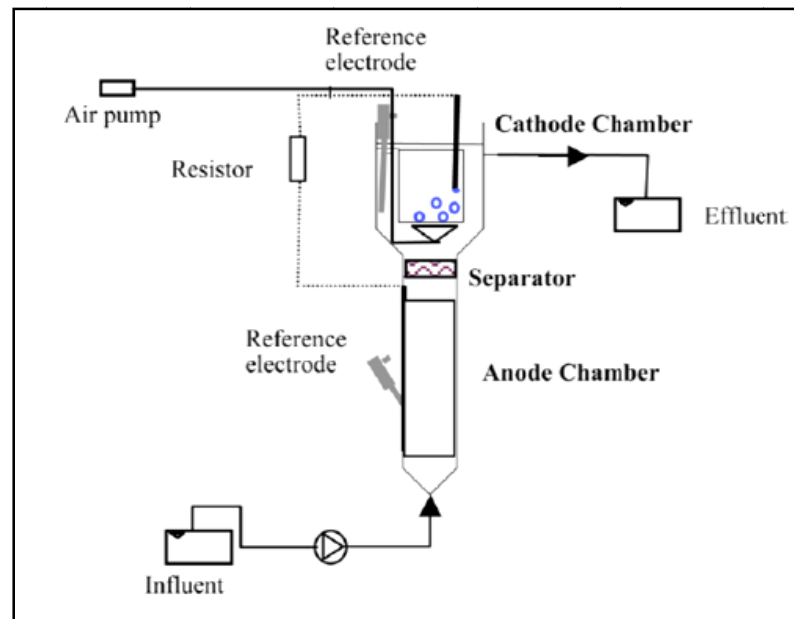


Figure 2.16: The schematic construction of UMFC (Deng, et al., 2010)

Mohan, et al., (2008) used glass wool as the proton exchange membrane (PEM) in an SCMFC (Figure 2.17) with an acidogenic mixed culture, and OLRs of 2.64 and 3.54 kg COD/m³ with pH 6 and 7 using non-coated plain graphite electrodes. They found that higher current density was observed at acidophilic conditions than at neutral conditions, while the highest efficiency of COD removal was observed at neutral pH.

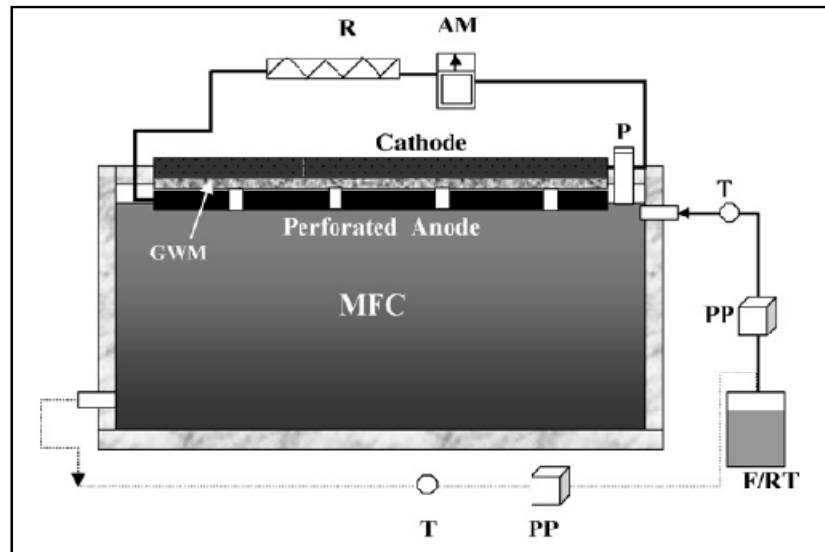


Figure 2.17: The schematic details of the experiment setup microbial fuel cell (Mohan, et al., 2008)

Li, et al., (2009) assembled an overflow-type wetted-wall MFC (WWMFC) as in Figure 2.18. They used it to generate power from an acetate-based system. The maximum power density of 18.21 W/m^3 was obtained and showed a saturation-type relationship as a function of initial COD, with a maximum power density (P_{max}) of 18.82 W/m^3 and a saturation constant (K_s) of 227.4 mg/l . They found that forced air flowing through the cathode chamber had a negligible effect on power generation but affected the influent flow rate. The overflow type wet wall's maximum power density increased by 72.8% when the influent flow rate increased from 5 to 30 ml/min.

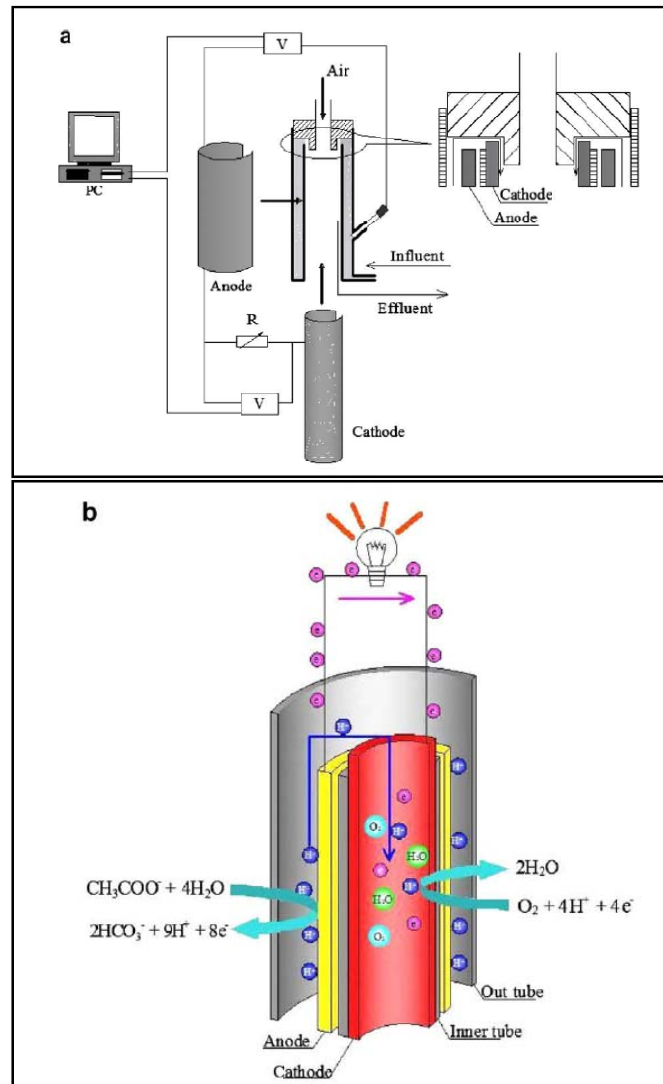


Figure 2.18: (a) The schematic of the main structure of WWMFC, (b) proton transfer mechanism in WWMFC (Li, et al., 2009)

Feng, et al., (2010) designed and operated a baffled air-cathode microbial fuel cell (BAFMFC) as in Figure 2.19 under continuous flow using glucose as substrate. They obtained an average voltage of 652 mV under the external resistance of 1000Ω (30°C). They got the maximum power density as 15.2 W/m^3 with the chemical oxygen demand (COD) removal rate of 88.0%. The overall resistance from the MFC was 13.7Ω while ohmic internal resistance was 10.8Ω . Average COD removal rate was 69.7-88.0% as

the COD loading varied from $4.11 \text{ kg-COD/m}^3\text{-d}$ to $16.0 \text{ kg-COD/m}^3\text{-d}$. The power achieved 10.7 W/m^3 and the COD removal rate was 89.1 when using liquid from a corn stover steam explosion process (COD of $7,160 \pm 50 \text{ mg/L}$). They showed that a BAFMFC could be comparable to the traditional anaerobic baffled reactor in COD removal rate for high-concentration wastewater and have an advantage in energy harvest from wastewater.

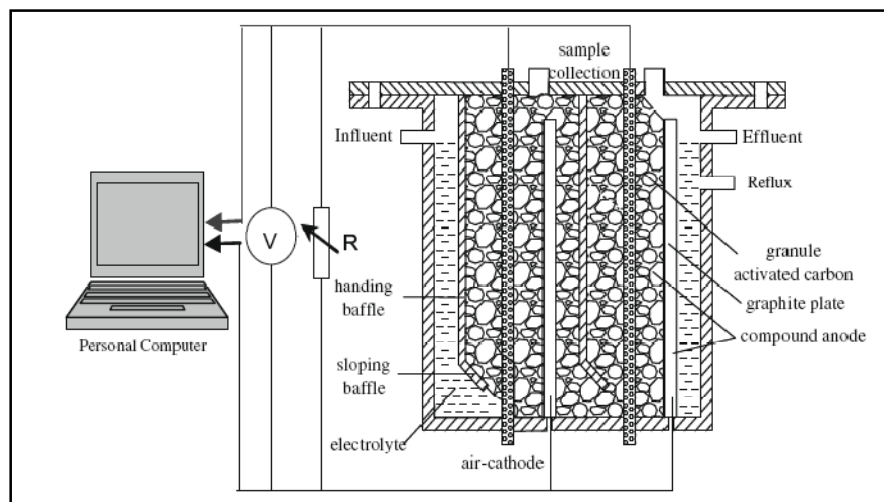


Figure 2.19 : The configuration of BAFMFC (Feng, et al., 2010)

2.9.3 Applications

Cha, et al. (2010) used submerged a SCMFC into an aeration tank in an activated sludge process (Figure 2.20). Among four different electrode materials, the MFC with a graphite felt (GF) anode and a GF cathode showed the highest power density of 16.7 W/m^3 and the lowest internal resistance of 17Ω . When aeration was stopped, the cell voltage of the MFC dropped rapidly and reached 30 mV, and immediately returned to around 200 mV after being aerated again. The SCMFCs were sensitive to mixing intensity; with a very low concentration of $0.2 \text{ mg-O}_2\text{/L}$, the circuit voltage remained at 200 mV.

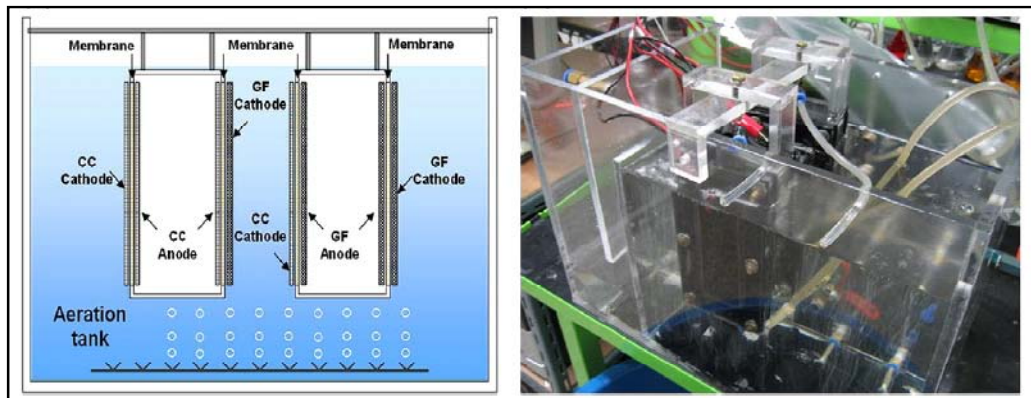


Figure 2.20: The configuration of an SCMFC (Cha, et al., 2010)

Lorenzo, et al., (2009) used SCMFC as a biosensor. They found that the relationship between the BOD concentration and power output was linear up to 350,000 mg/L of BOD concentration, which was very highly reproducible and stable over 7 months of operation.

Borole, et al., (2009) designed microbial fuel cells (MFC) based on a flow-through anode with minimal dead volume and a high electrode surface area per unit volume. They focused on promoting biofilm formation via a combination of forced flow through the anode, carbon limitation, and step-wise reduction of external resistance. The result was the development of exoelectrogenic biofilm communities dominated by *Anaeromusa* sp. This was the first report to identify this organism from the *Veillonellaceae* family in MFCs. The power density of the resulting MFC using a ferricyanide cathode reached $300\text{W}/\text{m}^3$.

Yan, et al., (2012) used synthetic wastewater to remove nitrogen in the air cathode of a single-chamber MFC. They found that MFCs could use nitrification and denitrification simultaneously, without extra energy input for aeration. The air cathode of a single-chamber MFC was pre-enriched with a nitrifying biofilm. Diethylamine-functionalized polymer (DEA) was used as the Pt catalyst binder on the cathode. MFCs with the DEA binder had an ammonia removal efficiency of up to 96.8% and a maximum

power density of $900 \pm 25 \text{ mW/m}^2$, compared to 90.7% and $945 \pm 42 \text{ mW/m}^2$ with a Nafion binder.

Fuentes-Albarraín, et al., (2012) used two different MFC designs (parallel plate and tank reactor) to test with non-catalyzed carbon electrodes and natural inocula by synthetic wastewater. They found that that power and current densities can be boosted by systematically decreasing the catholyte resistance (by additions of NaCl or Na_2SO_4) and dissolved oxygen concentration. The power output from the parallel plate cell configuration was as high as $2,867 \text{ mW/m}^3$.

Lee, et al., (2012) applied a pure culture, an autotrophic denitrifier, *Pseudomonas* sp. C27, to start up a two-chambered MFC using sulfide as the sole electron donor. Their experimental results revealed that the MFC can successfully convert sulfide to elementary sulfur with electricity generation at a maximum power density of 29.3 mW/m^2 with no use of external organic carbon sources.

Wei, et al., (2012) studied the effects of hydraulic retention time (HRT) and substrate concentration on a two-chambered microbial fuel cell (MFC) which was operated in continuous flow mode using enriched hydrogen-producing mixed bacteria as the anodic inoculums and artificial sucrose wastewater as a substrate. Their results showed that when the substrate concentration was high, this system exhibited rapid start-up and continuous and stable power output over a long period. They reported that HRT and substrate concentration had a great effect on the electricity-generation characteristics of the MFC. They noted that the optimum HRT was 8 h, and the maximum power density was produced using a sucrose concentration of 3.5 g/L.

Lefebvre, et al., (2012) studied the effects of the high salinity of wastewater-generated electricity in microbial fuel cells that used acetate as a substrate. They found that adding up to 20 g/L of NaCl enhanced the overall performance of the system, reducing the internal resistance by 33% and increasing the maximum power production by 30%. They noted that the Coulombic efficiency started to be affected at a much lower NaCl concentration of 10 g/L, showing that the anodophilic bacteria are sensitive to NaCl at relatively low concentrations.

Zhuang, et al., (2012) constructed a tubular air-cathode microbial fuel cell (MFC) stack with high scalability and low material cost for simultaneous real wastewater treatment and bioelectricity generation under continuous flow mode. They tested two organic loading rates 1.2 and 4.9 kg-COD/m³-d on five non-Pt MFCs connected in series and parallel circuit modes treating swine wastewater. They achieved 83.8% COD removal and 90.8% NH₄ -N removal at 1.2 kg-COD/m³-d, and 77.1% COD removal and 80.7% NH₄ -N removal at 4.9 kg-COD/m³-d.

CHAPTER III

METHODOLOGIES

3.1 Experimental planning

This study investigated the potential of using wastewater from a cassava factory to generate electricity by a single chamber microbial fuel cell in semi-batch mode operation. The purposes of this research were to study the effects of COD loading and pH at mesophilic and high temperatures on electricity generation and COD removal. The laboratory was set up at faculty of Science and Engineering, Kasetsart University Chalermprakait Sakon Nakhon province campus. The study was divided into two parts as follows:

3.1.1 Part 1

Part 1 investigated the effects of COD loading on electricity generation using a single chamber microbial fuel cell at mesophilic (30°C) and high temperature (45°C) conditions. The COD influent was varied from 1,000, 2,500, 5,000, 7,500, and 10,000 mg/L. while pH was fixed at 7.0 in all experiments.

3.1.2 Part 2

Part 2 investigated the effect of pH on electricity generation using a single chamber microbial fuel cell at temperatures of 30°C and 45°C while COD loading was kept at the optimum concentration that obtained from part 1. The pH feed was varied from 5.0 to 9.0 with an interval of 0.5. The microbial communities were analyzed at 30°C and 45°C at the end of the experiments.

Table 3.1: The experimental procedure

Experiment		SCOD	Temp.	pH	Independent	Dependent	Control
Part	No.	(mg./L.)	(°C)		parameters	parameters	parameters
1	1	1,000	30	7.0	TCOD	Volt, SCOD, VFA, pH, Alkalinity	Temperature, initial pH, initial MLSS
	2	2,500		7.0			
	3	5,000		7.0			
	4	7,500		7.0			
	5	10,000		7.0			
	6	1,000	45	7.0	TCOD	Volt, SCOD, VFA, pH, Alkalinity	Temperature, initial pH, initial MLSS
	7	2,500		7.0			
	8	5,000		7.0			
	9	7,500		7.0			
	10	10,000		7.0			
2	11	1,000	30	5.0	pH	Volt, SCOD, VFA, pH, Alkalinity, Microbial	Temperature, initial COD, initial MLSS
	12	1,000		5.5			
	13	1,000		6.0			
	14	1,000		6.5			
	15	1,000		7.5			
	16	1,000		8.0			
	17	1,000		8.5			
	18	1,000		9.0			
	19	1,000	45	5.0	pH	Volt, SCOD, VFA, pH, Alkalinity, Microbial communities	Temperature, initial COD, initial MLSS
	20	1,000		5.5			
	21	1,000		6.0			
	22	1,000		6.5			
	23	1,000		7.5			
	24	1,000		8.0			
	25	1,000		8.5			
	26	1,000		9.0			

3.2 Wastewater

Cassava wastewater used in the experiment was from the last pond before feeding into the wastewater treatment plant of the cassava factory in Roi-ed province, Thailand. The characteristics of cassava wastewater were shown in table 3.2

The concentration of COD was diluted by tap water to be 1,000, 2,500, 5,000, 7,500, and 10,000 mg./L. The pH was adjusted by adding 0.02 N NaOH.

Table 3.2: The characteristics of cassava wastewater

Parameters	Unit	Value
TCOD	mg/L	14,500-21,800
pH	-	3.84-3.92
TP	mg/L	54
TKN	mg/L	160
SO ₄ ²⁻	mg/L	18,000-22,000
Conductivity	mS/cm	2.77

3.3 Reactor and Materials

3.3.1 Reactor (Single Chamber Microbial Fuel Cell)

The SCMFS was made at faculty of Science and Engineering, Kasetsart University Chalermprakait Sakon Nakhon province campus (as per Figure 3.1).

Type	:	Polyvinyl chloride Ø 3 inches
Working volume	:	150 mL
Inlet port	:	On the top of the reactor Ø ¼ inches
Outlet port	:	At the bottom of the reactor Ø ¼ inches

3.3.2 Anode electrode

Type	:	Carbon cloth A-1 from Clean Fuel Cell Energy, LLC,
Size	:	Ø 7 cm.

3.3.3 Cathode electrode

Type : Carbon cloth B-1 (standard wet-proofing) coated with Pt. 0.5 mg/m^2 , from Clean Fuel Cell Energy, LLC,

Size : $\varnothing 7 \text{ cm}$.

3.3.4 Proton Exchange Membrane, PEM

Type : Nafion® solution 5% wt. from Clean Fuel Cell Energy, LLC.

Operated : Coated on cathode surface.

3.3.5 Electrical wire

Type : Copper wire

3.3.6 External resistance

Size : 100 Ohms

3.3.7 Temperature controlling

Temperature range : From 30°C to 50°C

3.3.8 Data-logger

Specification : keep data every 30 minutes.



Figure 3.1: A single chamber microbial fuel cell used in the study

3.4 Controls, operations and calculation

3.4.1 Seeding preparation

The seeds used in the experimental were from UASB of the cassava wastewater treatment plant of Roi-ed Flour factory, Roi-ed province, Thailand. The inoculums used in the SCMFC were from the UASB of the cassava wastewater treatment plant. The inoculums were prepared before use in the SCMFC by drying in daylight for 2 days. Then heating at 60°C for 1 hour to suppress methanogens bacteria after that it was cooled to room temperature and it was ground and sieved through 1 mm.

3.4.2 Experimental control

3.4.2.1 Part1

A single chamber microbial fuel cell was assembled as per Figure 3.1. Temperature was set to 30°C and 45°C by the temperature controlling boxes. The anode and cathode were connected with an external resistance of 100 ohms. The circuit voltage was collected every 30 minutes by the data logger. The MLSS in the anode chamber was kept at 3,000 mg/L (MLVSS of 2,650 mg/L) by adding dry seed for 450 mg in 150 mL of cassava wastewater in anode chamber. The SCMFC in this study was operated in semi-batch operation. The first batch fed 150 mL of cassava wastewater into the inlet port of anode chamber. It operated for 22 hours. Then 80 mL of wastewater was withdrawn at the end of the batch at the outlet port. The processes of filling and withdrawing required 2 hours. The temperature was maintained at 30°C and 45°C by a temperature controlling box. TCOD, pH, MLSS, and MLVSS were analyzed using the standard method examining water and wastewater (AWWA, WEF, 1998).

3.4.2.2 Part 2

The configuration and seeding of SCMFC were the same in part 2 of the experiment as in part 1. The pH of wastewater was controlled by feeding 0.02 N NaOH. The pH was set as per Table 4.1 (experiment numbers 11 to 26).

3.4.3 Samples and parameters analysis

Sampling points and samples analysis methods were set as per Table 3.3.

Table 3.3 Sampling point and sample analysis methods

Sampling point	Parameter	Analysis method
Influent	TCOD	Close Reflux Method
	SCOD	Close Reflux Method
	TKN	Total Kjeldahl (Titrimetric) Method
	PO ₄ ³⁻	Ascorbic acid-molybdate Method
	pH	pH meter
	SO ₄ ³⁻	Turbidimetric method
Effluent	SCOD	Close Reflux Method
	pH	pH meter

3.4.4 Power and coulombic efficiency calculation

The power from SCMFC was calculated according to $P = (V^2)/R$, where P= Power (W), V=Volt (V) and R=Resistant (Ohm). The coulombic efficiency (CE) was calculated by measuring current relative to the theoretical current on the basis of consumed COD as equation (3.1)

$$CE = 8I / (F)(Q)(\Delta COD) \dots \dots \dots (3.1)$$

Where I = Current (A)
 F = Faraday Constant (96,485 C/mol)
 Q = Wastewater quantity (m³)
 Δ COD = COD removal (g/m³)

The internal resistance was calculated from polarization slope method (see Appendix a).

3.4.5 Microbial study

PCR-DGGE method was used to study the microbial communities of a single microbial fuel cell. The conditions of PCR-DGGE method was set as following.

1. *Sample collection*

The samples for microbial study were collected from the SCMFC reactor for 10 mL.

2. *DNA extraction*

Total genomic DNA was extracted from the samples using SDS-based method as described previously by Zhou, et al., (1996) (Universal primer). Briefly, 1 g of sample was suspended in lysis buffer (1 M Tris-HCl pH 8.0, 5M NaCl and 0.5 M EDTA pH 8.0). Lysozyme and protinase K was added to final concentration 10 mg/mL and the mixture was incubated at 37 °C for 1 hour. Subsequently, SDS was added to a final concentration of 2%, followed by incubation for 30 minutes at 70°C. The supernatant was harvested and transferred to a fresh microfuge tube after centrifugation at 10,000 rpm for 10 minutes. And then the supernatant was extracted with 1 volume of chloroform: isoamyl alcohol (24:1). The DNA was precipitated from the aqueous phase with 0.6 volume of isopropanal and after being dried, was resuspended in 50 µL of sterile deionized water.

3. *Polymerase Chain Reaction (PCR) method*

The DNA was used as a template for amplification of the partial 16S rDNA fragment of the domain *Bacteria* using Taq DNA polymerase (Invitrogen, USA) according to the manufacture's protocol with 338F-GC (5'-CGCCCGGGGCGCGCCCCG GGCGGGGCGGGGGCACGGGGGG AACTCCTACGGGAGGCAGC-3') and 518R (5'-ATTACCGCGGCTGCTGG-3') (Övreas, et al., 1997). PCR reactions were performed in a Perkin-Elmer GeneAmp PCR System 9700 (Applied Biosystem). The thermal program was as follows: 95 °C for 5 min, followed by 30 cycles of 95 °C for 30 seconds, 60 °C for

30 seconds, and 72 °C for 50 seconds, and a final extension at 72 °C for 7 minutes. The presence of PCR products was confirmed by analyzing 5 µL of product on a 1% agarose gel stained with ethidium bromide.

4. DNA fragment detection

DGGE was performed using a DGGE-2000 system apparatus (CBS Scientific Company, Del Mar, CA.). The PCR product generated by the 338F-GC and 518R primers were loaded onto 7.5% (wt/vol) polyacrylamide gels with a denaturing gradient ranging from 40–60% denaturants (100% denaturant contains 7 M urea and 40% [vol/vol] formamide in 1X TAE). Electrophoresis was performed at 60 °C for 14 hours, 90 V. After that, the gel was stained with SYBR Gold nucleic acid stain (Invitrogen, USA) for 30 minutes. The images were visualized on a UV transilluminator and captured using Biovision CN 1000/26M (Vilber Lourmat, France).

5. DNA sequencing

The target DGGE bands were excised, resuspended in 20 µL of MilliQ water, and stored at 4° C overnight. The DNA fragments recovered from the gel were used as templates for reamplification using primer set without GC-clamp. The amplified PCR products were purified and sequenced by 1st BASE, Malasia. Sequences were compared with available databases by use of the BLAST search program from the NCBI to determine their approximate phylogenetic affiliations (Altschul, et al., 1990).

CHAPTER IV

RESULTS AND DISCUSSIONS

4.1 Effect of OLR

In the first part of this study, we examined the effect of organic loading rate (OLR) on the performance of a single chamber microbial fuel cell (SCMFC) for producing electricity and treating organic substances. The performance of the microbial fuel cell was evaluated for the efficiency of COD removal, power generation and the internal resistance, as described bellows.

4.1.1 The performance of power generation

When the anode chamber of an SCMFC was filled with cassava wastewater, the initial voltage was 0.12-0.40 V, depending on the OLR. It took 4 hours to reach the constant after that it dropped close to the initial value again when the effluent was withdrawn and the new wastewater was filled. The initial circuit voltage of the latter batch was higher than the previous batch and also of the maximum circuit voltage. Table 4.1 show the average of circuit voltage at different OLRs. Figure 4.1 (a) to (f) show the circuit voltage in terms of operating time in various OLRs.

Table 4.1: The average circuit voltage output from a SCMFC

Temperature	Unit	OLR (kg-COD/m ³ -d)				
		0.56	1.44	2.79	4.14	6.25
30°C	Volt	0.66 ± 0.03	0.59 ± 0.03	0.54 ± 0.03	0.49 ± 0.02	0.35 ± 0.01
45°C	Volt	0.65 ± 0.03	0.56 ± 0.02	0.53 ± 0.02	0.47 ± 0.02	0.33 ± 0.01

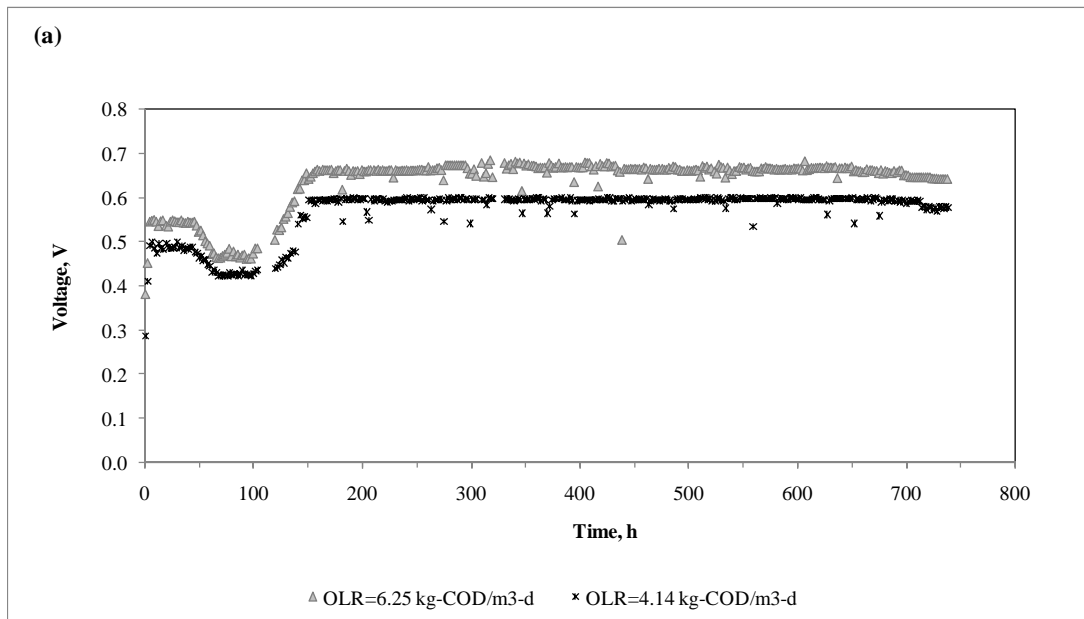


Figure 4.1 (a): The circuit voltage output from 6.25 and 4.14 kg-COD/m³-d at 30°C

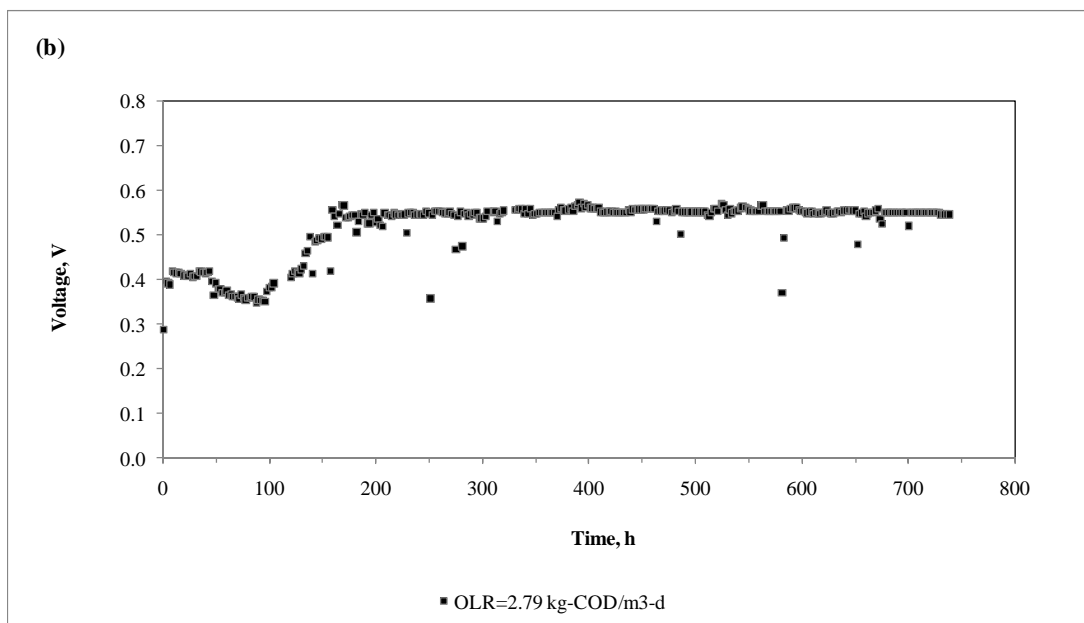


Figure 4.1 (b): The circuit voltage output from 2.79 kg-COD/m³-d at 30°C

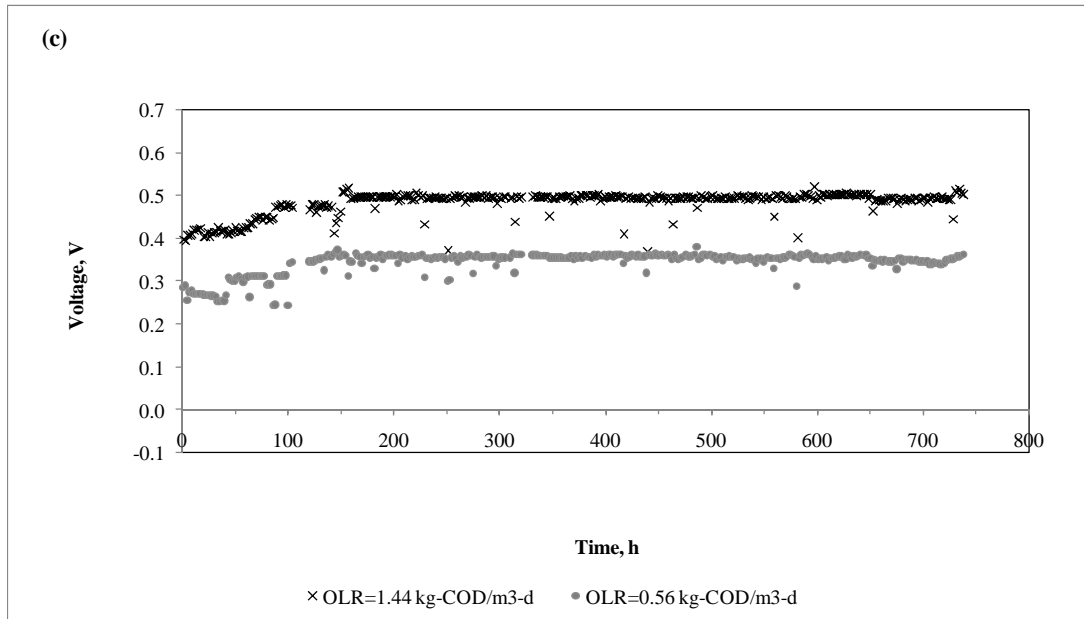


Figure 4.1 (c): The circuit voltage output from 1.44 and 0.56 kg-COD/m³-d at 30°C

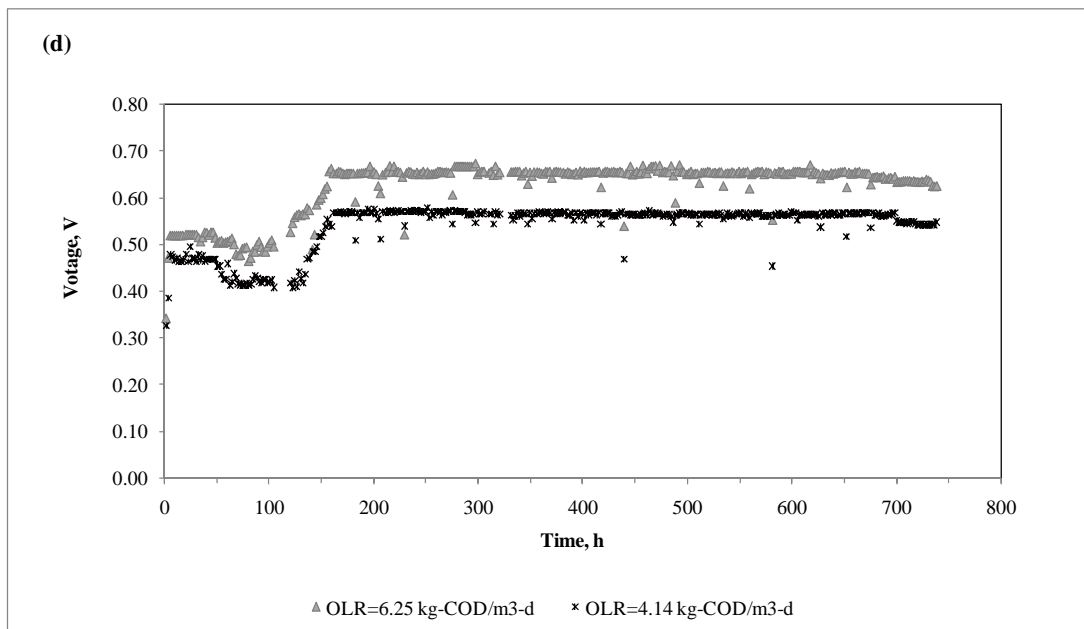


Figure 4.1 (d): The circuit voltage output from 6.25 and 4.14 kg-COD/m³-d at 45°C

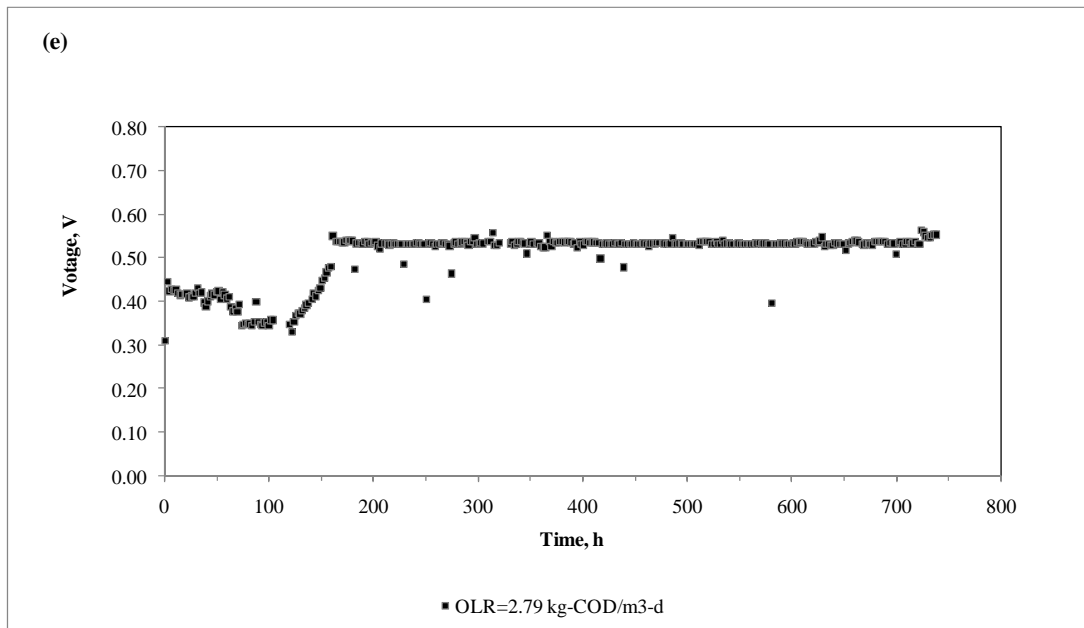


Figure 4.1 (e): The circuit voltage output from 2.79 kg-COD/m³-d at 45°C

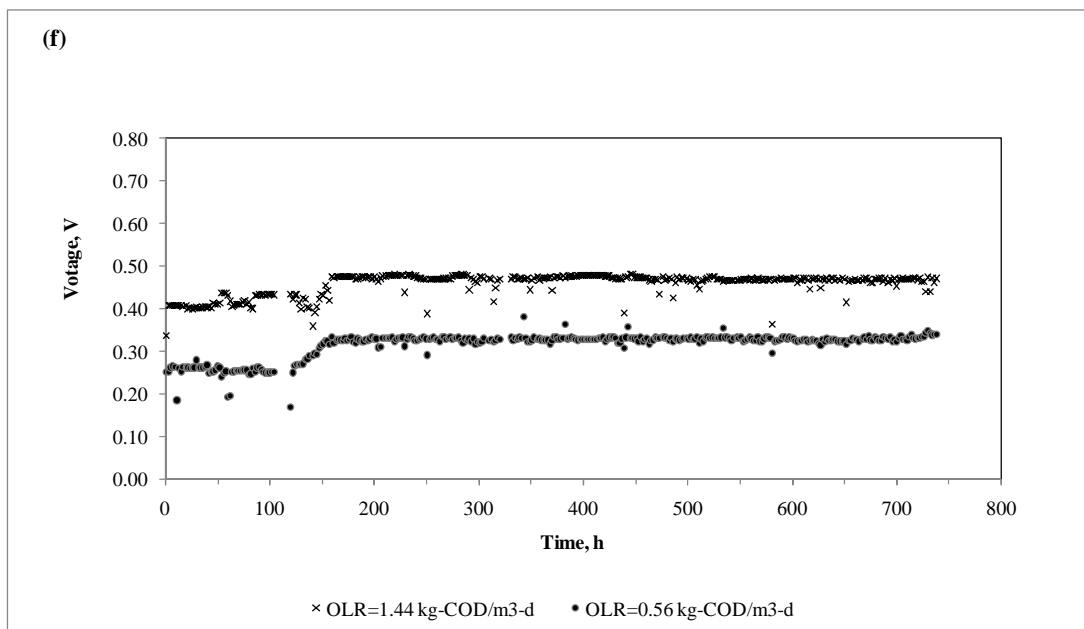


Figure 4.1 (f): The circuit voltage output from 1.44 and 0.56 kg-COD/m³-d at 45°C

From Figure 4.1 (a) and 4.1 (d), the circuit voltage at high OLR ($6.25 \text{ kg-COD/m}^3\text{-d}$) was constant for a period of time (from the 1st batch cycle to the 2th batch cycle), then decreased when the operating time increased (from the 2st batch cycle to the 5th batch cycle). From the 5st batch cycle to the 8th batch cycle, the circuit voltage increased and reached to the constant. The constant of circuit voltage at the first stage was from the clean electrode. The decreasing of circuit voltage at the second stage was from voltage losses due slime or biofilm starting form at the cathode surface. The increasing of circuit voltage at the latter stage was from the increasing of microbial activities. The circuit voltage was constant from the 8th batch cycle to the end of experiment. At the last batch cycle, the circuit voltage slightly decreased. The decreasing of circuit voltage was from the mass transfer losses, oxygen leakage to anode chamber. The mass transfer losses increased when the biofilm was formed on the cathode surface. This biofilm inhibited the transferring of protons to cathode and some of protons were accumulated in the anode chamber. The protons accumulation in cathode chamber was showed by the decreasing of pH in the effluent. In addition, organic matters at high OLR were accumulated more than at low OLR (the wastewater was filled and withdrawn every day).

From Figure 4.1 (c) and 4.1 (f), the circuit voltage at low OLR ($0.56 \text{ kg-COD/m}^3\text{-d}$) was constant for a period of time (from the 1st batch cycle to the 6th batch cycle). From the 6st batch cycle to the 7th batch cycle, the circuit voltage increased and reached to the constant through the end of the 7th batch cycle. The occurrence of circuit voltage at low OLR was different from at high OLR. The different state was from effects of the mass transfer losses and the food per microorganism ratio (F/M). The organic matter accumulation in anode chamber at low OLR was lower than at high OLR because the concentration of wastewater at low OLR was lower than that of high OLR. Addition, the wastewater was filled and withdrawn every day. The mass transfer losses at low OLR was lower than that of high OLR so, the circuit voltage did not decrease. When considered to the F/M ratio, the F/M ratio at low OLR ($0.21 \text{ kg-COD/m}^3\text{-d}$) was lower than that of high OLR ($2.36 \text{ kg-COD/m}^3\text{-d}$). COD was reduced at low FM ratio better than at high F/M ratio. The relation of circuit voltage and COD removal was a direct variation in microbial fuel cell (Lorenzo, et al., 2009). At low OLR, the circuit voltage reached to the constant faster than that of high OLR.

In this part of the study, the pH in the effluent did not adversely affect to the kinetic energy of the microorganism because pH in the effluent from anode chamber did not drop below 6.5 (Speech, 1995). The alkalinity in the influent wastewater was used as buffer in anode chamber. Sodium hydroxide solution (alkalinity) was added in influent wastewater to keep the initial pH feed of 7.0. The minimum concentration of alkalinity in the effluent was found at the lowest OLR (more than 200 mg/L as CaCO₃). Table 4.2 shows the average of pH and alkalinity in the effluent.

Table 4.2: pH in the effluent from the SCMFC

Parameter	Temperature (°C)	OLR (kg-COD/m ³ -d)				
		0.56	1.44	2.79	4.14	6.25
pH	30	6.85 ± 0.14	6.96 ± 0.11	6.78 ± 0.11	6.94 ± 0.11	6.88 ± 0.15
	45	6.75 ± 0.13	6.80 ± 0.18	6.99 ± 0.09	6.99 ± 0.10	6.85 ± 0.14
Alkalinity*	30	209 ± 44	1,408 ± 356	1,705 ± 547	2,348 ± 430	2,572 ± 828
	45	206 ± 38	1,288 ± 336	1,873 ± 602	2,295 ± 554	2,683 ± 1,117

* Unit is mg/L as CaCO₃

The operating time increased, the microorganism try to acclimate with the environment. They increased their cell number, some of them formed to be a biofilm on the surface of cathode (Figure 4.2 (a)). This biofilm increased the mass transfer losses in SCMFC but this loss was not the major loss, because the circuit voltage slightly decreased. Most of microorganisms formed as granules and attached at the surface of the anode (Figure 4.2 (b)). However the effects of granules at the surface of anode enhanced the power generation because the granules at anode surface decreased the distance of electron shutter from solution to anode surface. The competition between the activities of the granules at anode surface and the biofilm at cathode surface was responded by the values of the circuit voltage or the total loss. In this study, the circuit voltage did not drop in significant so, the electron lost by the biofilm was not the major affect on decreasing the circuit voltage.



Figure 4.2: The biofilm was formed on the surface of electrode: (a) cathode, (b) anode.

Other factors enhancing the performance of SCMFC was on the characteristics of wastewater such as the solution conductivity. Our study implied that the power generation increased with increasing the solution conductivity (the solution conductivity increased with the OLR). The solution conductivity in the effluent of 30°C was 0.047 ± 0.003 , 1.67 ± 0.22 , 3.63 ± 0.30 , 4.32 ± 0.34 and 5.70 ± 0.31 mS/cm as the OLR of 0.56, 1.05, 1.44, 2.76 and 6.25 kg-COD/m³-d, respectively and the solution conductivity at 45°C condition was 0.047 ± 0.008 , 1.71 ± 0.17 , 3.57 ± 0.21 , 4.27 ± 0.33 and 5.55 ± 0.22 mS/cm for the same OLR values. The results of the solution conductivity in the effluent were shown in Figure 4.3.

The solution conductivity increased from 46.74 μ S/cm to 5.70 mS/cm and the power density increased by 71.46% (data at 30°C). This result conformed to those of using the result beer brewery wastewater as substrate by SCMFC (Feng, et al., 2008). While Mohan and Das, (2009a) examined the effect of ionic strength, cation exchange and inoculum age on the power generation in a mediator MFC with methylene blue as electron mediator.

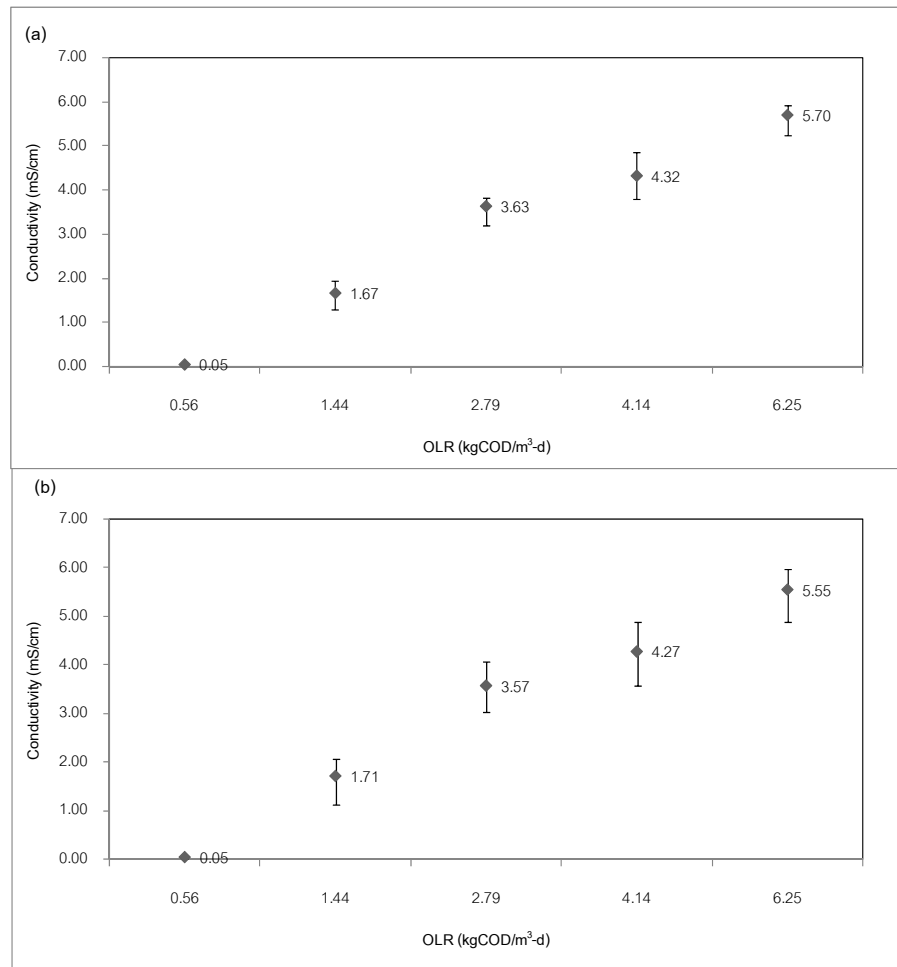


Figure 4.3: The solution conductivity in the effluent (a) at 30°C, (b) at 45°C

The results of this study showed that cassava wastewater could generate power by SCMFC effectively. The power achieved from the experimental was shown in Figure 4.4. The result illustrated that the microbial fuel cell could generate electricity using cassava wastewater as substrate. The OLRs of 0.56, 1.44, 2.79, 4.14 and 6.25 kg-COD/m³-d could generate the power outputs of 8.2, 16.0, 19.8, 22.9 and 28.7 W/m³ respectively at operating temperature of 30°C. While the values of power generation at 45°C were 7.18, 14.49, 18.49, 20.85 and 27.85 W/m³, respectively as the same results of OLR at 30°C. The increased power occurred from increasing OLR or influent COD concentration.

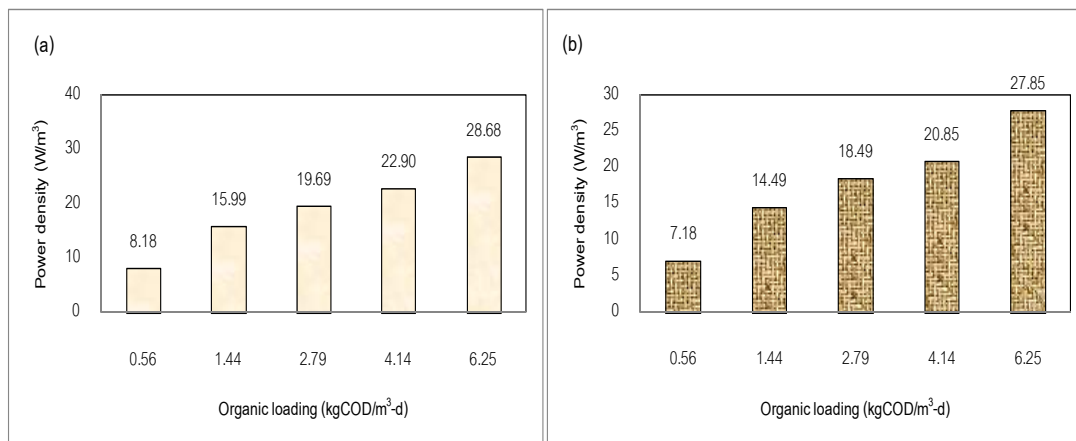


Figure 4.4: The power density from cassava wastewater by SCMFC

(a) at 30°C, (b) at 45°C

The statistical evaluation was presented the effect of OLR on the power generation from SCMFC. The different OLRs were compared by applying two-way ANOVA (analysis of variance) method followed by F-test using SPSS (Statistical Package for social Science) with a 0.05 significance level. The comparison test showed in table 4.3.

Table 4.3: Statistical results for power generation

Variable loading	Degree of freedom	p-value	Conclusions
Loading	4	0.000	Significant
Temperature	1	0.004	Significant

The F-statistic is interpreted in a practical way though the p-value with a confidence level of 0.95%. When p-value lower than 0.05 were considered statistically significant (factor is dependent on the response variable) and p-value higher than 0.05 were statistically insignificant (factor is independent of the response variable). According to the statistical results of Table 4.3, OLRs and temperature are significant on the power generation with 95% confidence level.

Table 4.4 showed the comparisons of power generation from MFC with this study.

Table 4.4: The comparisons of power generation by OLR from MFC in previous study with this study

Substrate	OLR (kgCOD/m ³ -d)	Power density base on anode surface or anode volume	Reference
Cassava wastewater	0.56	8.18 W/m ³	This study
	1.44	16.01 W/m ³	
	2.79	19.75 W/m ³	
	4.14	22.90 W/m ³	
	6.25	28.67 W/m ³	
Domestic wastewater	-	1.06 mW/m ³	Liu, et al., 2004
Vegetable-based waste	0.56	2.81 W/m ³	Cercado-Quezada, et al., 2010
Corn starch wastewater	0.54	1.41 W/m ³	Wen, et al., 2010
Cassava wastewater	2.67	18.2 W/m ³	Kaewkannetra, et al., 2011
Brewery wastewater	4.08-4.43	0.83 W/m ³	Antonopoulou, et al., 2010
Synthetic wastewater	0.91	160.36 mA/m ²	Raghavulu, et al., (2011)
	1.43	282.83 mA/m ²	
Domestic wastewater	54	12.8 W/m ³	Ahn and Logan, (2010)
Composite waste vegetables	0.70	0.93 W/m ³	Mohan, et al., (2010)
Chocolate industry	0.49	6.6 W/m ³	Patil, et al., (2009)

4.1.2 COD removal efficiency

In order to examine the effects of OLR on the fixed volume of a single chamber microbial fuel cell, the COD influent concentration must be varies. Table 4.5 showed summary of the COD concentration, COD removal efficiency at the end of experiment.

Table 4.5: The efficiency of COD removal

Temp (°C)	OLR (kg-COD/m ³ -d)				
	0.56	1.44	2.79	4.14	6.25
30	91.44±0.72	86.14±1.99	79.47±2.16	78.37±2.04	73.67±2.99
45	90.72±0.87	82.45±1.34	76.83±3.60	75.87±2.61	70.74±1.72

The efficiency of COD removal decreased when the OLR increased. At high OLR (6.25 kg-COD/m³-d) it took more time to reach the constant of COD in the effluent than at low OLR (0.56 kg-COD/m³-d) (Figure 4.5 (a) and Figure 4.5 (b)), because at high OLR the ratio of F/M ratio at the beginning operation in the anode chamber was lower than at low OLR, thus the microorganism was insufficient for reducing the organic matter, which meant a low efficiency of COD removal. The F/M ratio at the beginning was 2.36, 1.56, 1.05, 0.54 and 0.21 kg-COD/kg-VSS-d as the OLR of 0.56, 1.05, 1.44, 2.76 and 6.25 kg-COD/m³-d, respectively.

At high OLR (6.25 kg-COD/m³-d), there was only 30% of COD removal efficiency at the first stage of operation. However, the microorganisms survived by increasing their quantity to balance with the food in the chamber and achieved a steady state after 400 hours. At a steady state (the COD in the effluent was quite stable), the efficiency of COD removal increased to 73.7%. At the low OLR condition (0.56 kg-COD/m³-d), the time using to reach steady state was only 250 hours. This study could explain that the microbial needed time to acclimatize when operating on high OLR. Comparing the efficiency of COD removal between low OLR and high OLR shows that COD removal efficiency decreased when the OLR increased, in both temperature conditions.

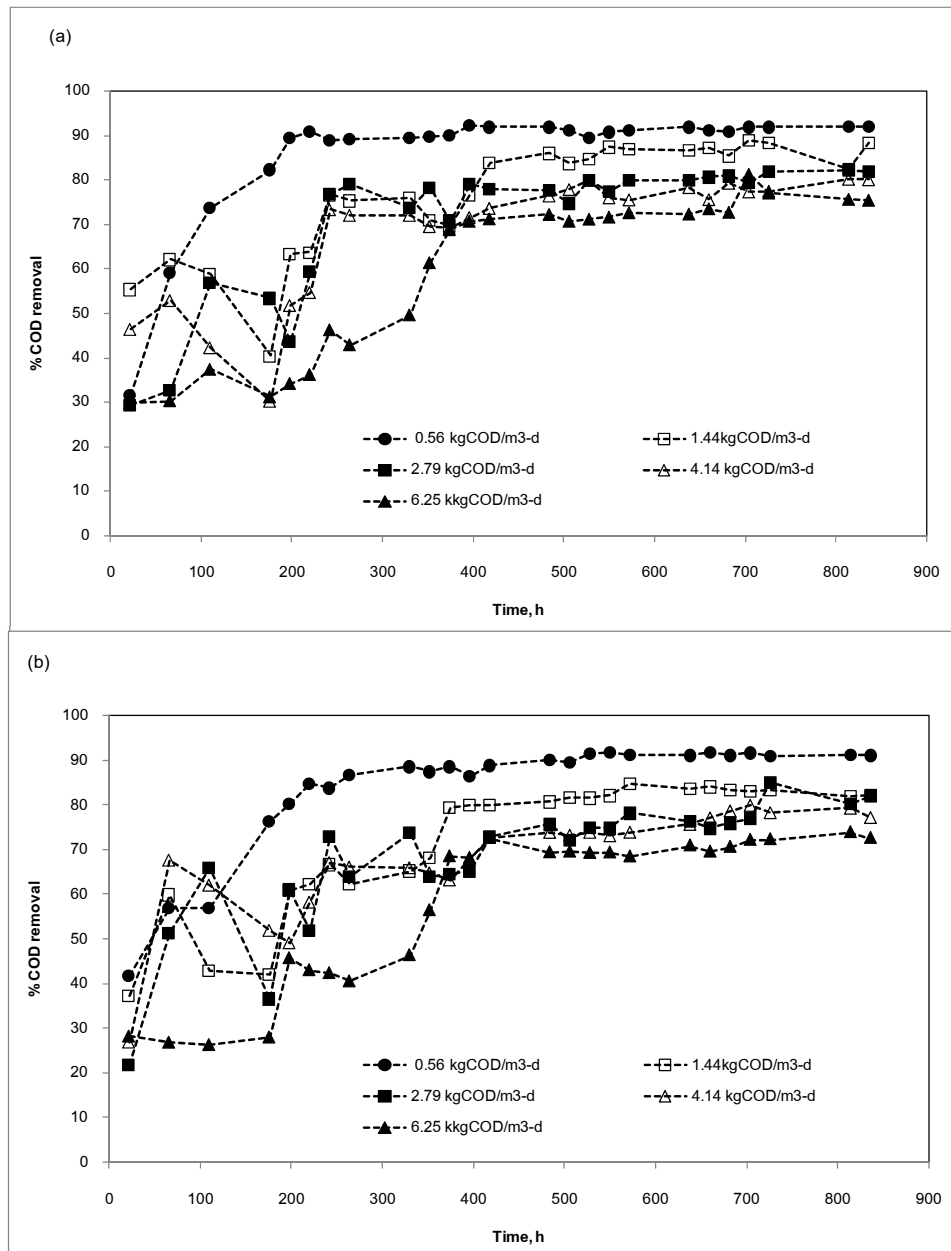


Figure 4.5: The efficiency of COD removal as the function of time (a) at 30°C, (b) at 45°C

The statistical evaluation was presented the effect of OLR on the efficiency of COD removal from SCMFC. The different OLRs were compared by applying two-way ANOVA (analysis of variance) method followed by F-test using SPSS (Statistical Package for social Science) with a 0.05 significance level. The comparison test showed in table 4.6.

Table 4.6: Statistical results for COD removal

Variable loading	Degree of freedom	p-value	Conclusions
Loading	4	0.000	Significant
Temperature	1	0.007	Significant

The F-statistic is interpreted in a practical way though the p-value with a confidence level of 0.95%. When p-value lower than 0.05 were considered statistically significant (factor is dependent on the response variable) and p-value higher than 0.05 were statistically insignificant (factor is independent of the response variable). According to the statistical results of Table 4.6, OLRs and temperature are significant on the efficiency of COD removal with 95% confidence level.

The results from our study are similar to those of Feng, et al., (2008) and Sharma and Li, (2010). Table 4.7 showed the comparison of the efficiency of COD removal in various substrates from microbial fuel cell.

Table 4.7: The comparisons of COD removal efficiency from MFC in previous study with this study

Substrate	OLR (kg-COD/m ³ -d)	%COD removal efficiency	Reference
Cassava wastewater	0.56	91.44±0.72	This study
	1.44	86.14±1.99	
	2.79	79.47±2.16	
	4.14	78.37±2.04	
	6.25	73.67±2.99	
Domestic wastewater	-	70	Liu, et al., 2004
Vegetable-based waste	0.56	62.86	Cercado-Quezada, et al., 2010

Table 4.7 (Cont): The comparisons of COD removal efficiency from MFC in previous study with this study

Substrate	OLR (kg-COD/m ³ -d)	%COD removal efficiency	Reference
Corn starch wastewater	0.54	98.0	Wen, et al., 2010
Cassava wastewater	2.67	88.0	Kaewkannetra, et al., 2011
Brewery wastewater	4.08-4.43	45.1-49.4	Antonopoulou, et al., 2010
Synthetic wastewater	0.91	-	Raghavulu, et al., (2011)
	1.43	-	
Domestic wastewater	54	>89	Ahn and Logan, (2010)
Composite waste vegetables	0.70	62.86	Mohan, et al., (2010)

4.1.3 Coulombic efficiency

Coulombic efficiency (CE) represents the conversion efficiency of the organic carbon to electricity by microorganism activities in an SCMFC. This study found that the CE decreased when the OLR increased, at both temperature conditions (Figure 4.6). At 30°C, the highest OLR (6.25 kg-COD/m³-d), CE was found to be 6.2%, which was lower than the findings of Kaewkannetra, et al., (2011) due to the lower hydraulic retention time in the anode chamber of our study (45 hours in our study and 168 hours in Kaewkannetra, et al., (2011). CE value increased when operating time increasing.

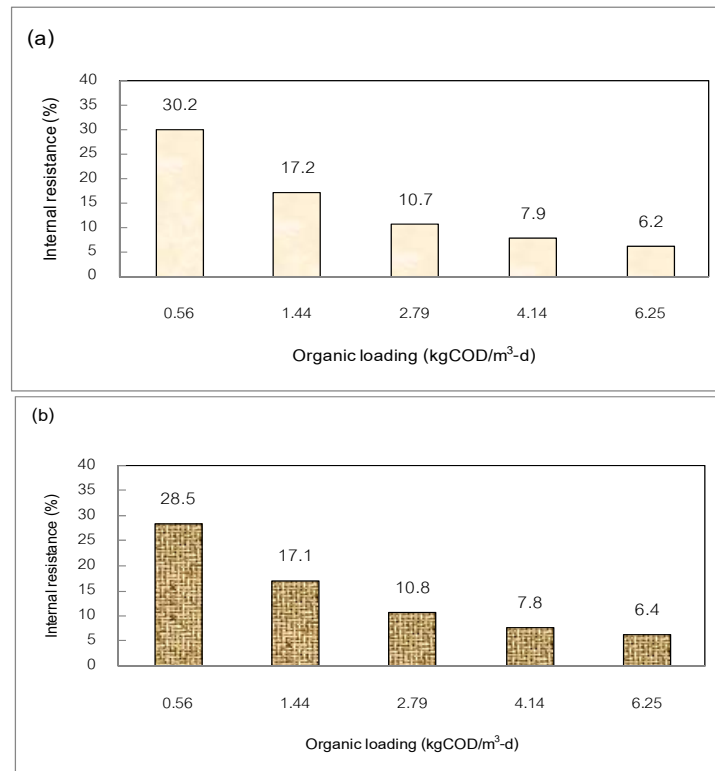


Figure 4.6: Coulombic efficiency: (a) at 30°C, (b) at 45°C

Low CE occurred at high OLR because there was a high concentration of other electron acceptors such as sulfate in the wastewater which caused the loss of electrons. Sulfate in cassava wastewater was from sulfuric acid, which was added in the production processes. We also found that sulfate concentration in the influent of cassava wastewater was very high at 1,038, 2,894, 6,052, 9,124 and 11,572 mg/L for OLRs of 0.56, 1.44, 2.79, 4.14, and 6.25 kg-COD/m³-d, respectively. The sulfate in the effluent was quite constant.

Moreover, sulfate removal loading reduced when the OLR increased in both temperature conditions as shown in Table 4.8.

Table 4.8: Sulfate removal in terms of OLR

Temp	Item	OLR (kg-COD/m ³ -d)				
		0.56	1.44	2.79	4.14	6.25
30°C	Sulfate influent (mg/L.)	1,038	2,894	5,652	8,524	12,972
	Sulfate effluent (mg/L.)	61	112	170	327	987
	% Sulfate removal	94.16	96.15	96.99	96.16	92.39
	Sulfate removal loading (kg/m ³ -d)	0.52	1.48	2.92	4.37	6.39
45°C	Sulfate influent (mg/L.)	1,038	2,894	5,652	8,524	12,972
	Sulfate effluent (mg/L.)	58	217	274	549	1,417
	% Sulfate removal	94.42	92.50	95.14	93.56	89.08
	Sulfate removal loading (kg/m ³ -d)	0.52	1.43	2.87	4.25	6.16

From Table 4.8, the maximum sulfate removal loading occurred at the highest OLR. The amount of sulfate removal was used as an electron acceptor by substrate reduction.

Theoretically, COD of 64 mg will reduce 96 mg of sulfate to sulfide 1 mole, or 1 mg of sulfate will use COD of 0.67 mg. The amounts of COD consumed by sulfate reduction in theory at 30°C are 652, 1,855, 3,654, 5,465, and 7,990 mg/L, and at 45°C the figures are 653, 1,785, 3,585, 5,317, and 7,704 mg/L, for OLR values of 0.56, 1.44, 2.79, 4.14, and 6.25 kg-COD/m³-d, respectively.

The percentages of COD consumed by sulfate reduction were 68.39, 79.55, 87.87, 89.87, and 92.57% of total COD removal at 30°C operating temperature as shown in Table 4.9.

Table 4.9: COD removal and the theoretical COD consumed by sulfate reduction

Temp	Items	OLR (kg-COD/m ³ -d)				
		0.56	1.44	2.79	4.14	6.25
30°C	COD influent (mg/L)	1,042	2,707	5,233	7,759	11,717
	COD effluent (mg/L)	89	375	1074	1679	3085
	COD removal (mg/L)	953	2,332	4,159	6,080	8,632
	COD theoretically was consumed by sulfate (mg/L)	652	1,855	3,654	5,465	7,990
	%COD theoretically was consumed by sulfate	68.39	79.55	87.87	89.87	92.57
	%COD available to produce electricity	31.61	20.45	12.13	10.13	7.43
45°C	COD influent (mg/L)	1,042	2,707	5,233	7,759	11,717
	COD effluent (mg/L)	108	475	1212	1872	3428
	COD removal (mg/L)	943	2,232	4,021	5,887	8,289
	COD theoretically was consumed by sulfate (mg/L)	653	1,785	3,585	5,317	7,704
	%COD theoretically was consumed by sulfate	69.98	79.96	89.17	90.31	92.94
	%COD available to produce electricity	30.02	20.04	10.83	9.69	7.06

The COD lost by sulfate reduction caused a lower CE while the maximum CE resulted from the lower OLR. The percentage of COD available for producing electricity is close to the CE value at both temperatures (Figure 4.6). These results indicate that the amount of sulfate reduction affects the generation of electricity by SCMFC.

The correlation between high CE and COD removal efficiency is caused by the high ability of microorganisms to reduce the substrate and produce electricity. High CE and COD removal efficiency are more common in diluted wastewater than in high strength wastewater. However, the OLR was not significant on CE in our study because there are many factors enhancing the current while COD do not remove effectively. The statistical evaluation was presented the effect of OLR on the CE from SCMFC (Table 4.10).

Table 4.10: Statistical results for CE

Variable loading	Degree of freedom	p-value	Conclusions
Loading	4	0.170	No significant
Temperature	1	0.374	No significant

4.1.4 The polarization curve and internal resistance

In a plot of current density and voltage curve, the polarization slope method was used to examine the internal resistance and maximum power density by varying the external resistance from 30 Ω to 996 Ω (Table 4.11). Figures 4.7 and 4.8 show the maximum power density with OLR. The internal resistances of 30°C were 115, 64, 55, 52, and 38 Ω and the internal resistances of 45°C were 134, 83, 59, 59 and 48 Ω at OLR of 0.56, 1.44, 2.79, 4.14 and 6.25 kg-COD/m³-d, respectively.

Table 4.11: The internal resistance of the SCMFC

Temperature	Unit	OLR (kg-COD/m ³ -d)				
		0.56	1.44	2.79	4.14	6.25
30°C	ohm	115	64	55	52	38
45°C	ohm	134	83	59	59	48

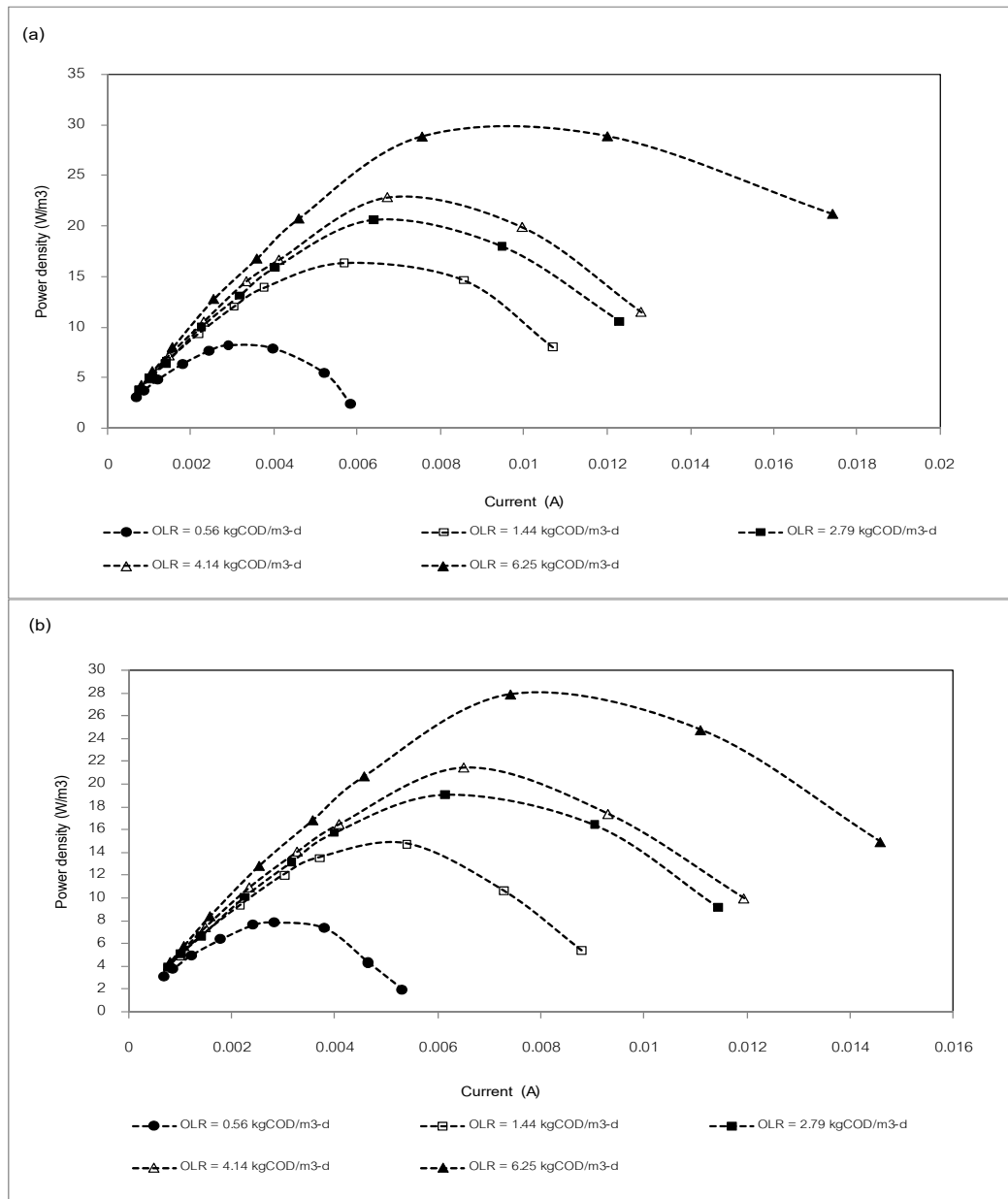


Figure 4.7: The polarization curve: (a) at 30°C, (b) at 45°C

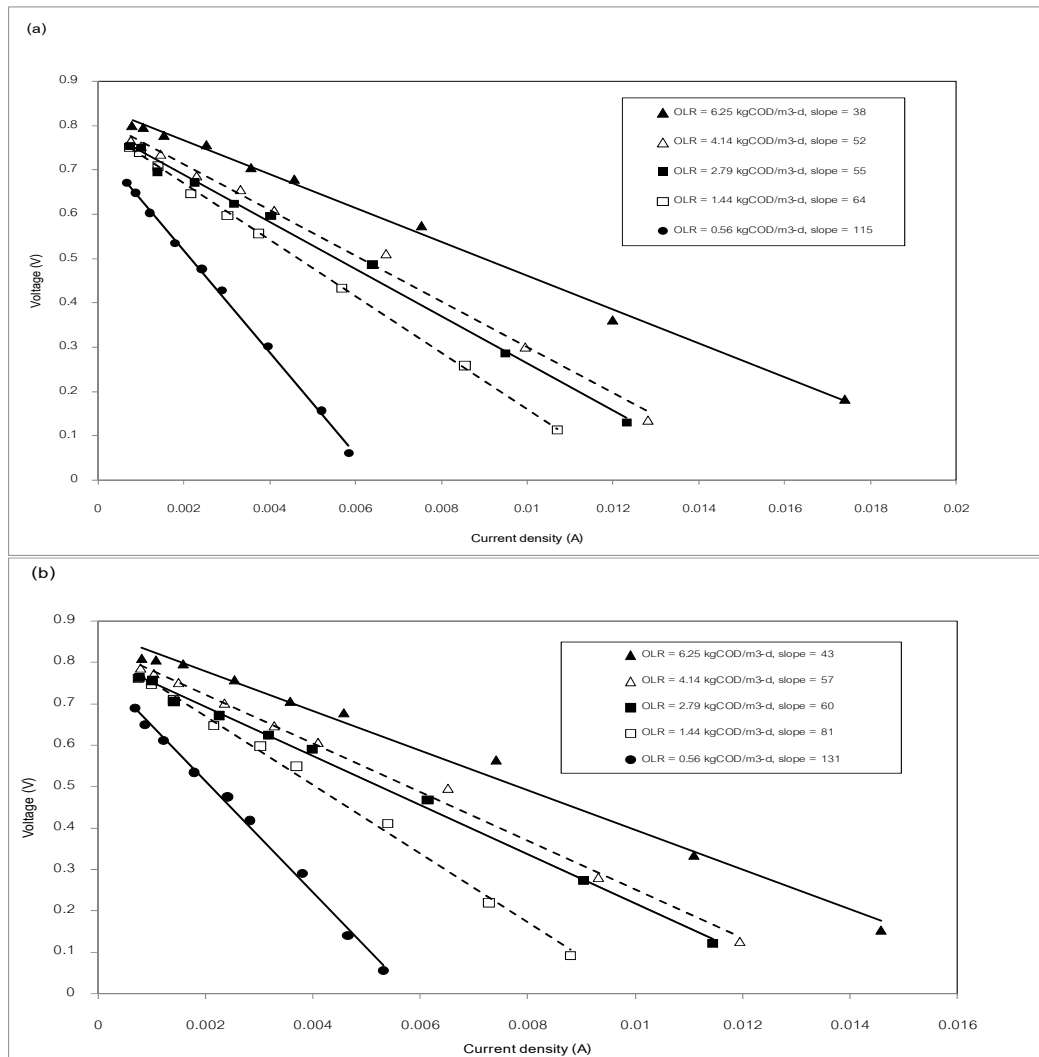


Figure 4.8: The slope from the polarization curve method: (a) at 30°C, (b) at 45°C

The maximum internal resistance of this study was obtained from the lowest OLR of 0.56 kg-COD/m³-d. A high concentration of COD influent as well as a high solution conductivity cause high power production and lower internal resistance, similar to the previous reported from Mohan and Das, (2009a). Decreasing anolyte conductivity might be the result of increasing the internal resistance to the flow of electrons in the anolytes thereby increasing the ohmic losses (Behera and Ghangrekar, 2009). The conductivity of our study increased from 0.047mS/cm to 5.67 mS/cm. This caused internal resistance to decrease

from 115 Ω to 38 Ω , which is a 67% decrease of the internal resistance at 30°C operation. The conductivity of the effluent at both temperatures is shown in Figure 4.9.

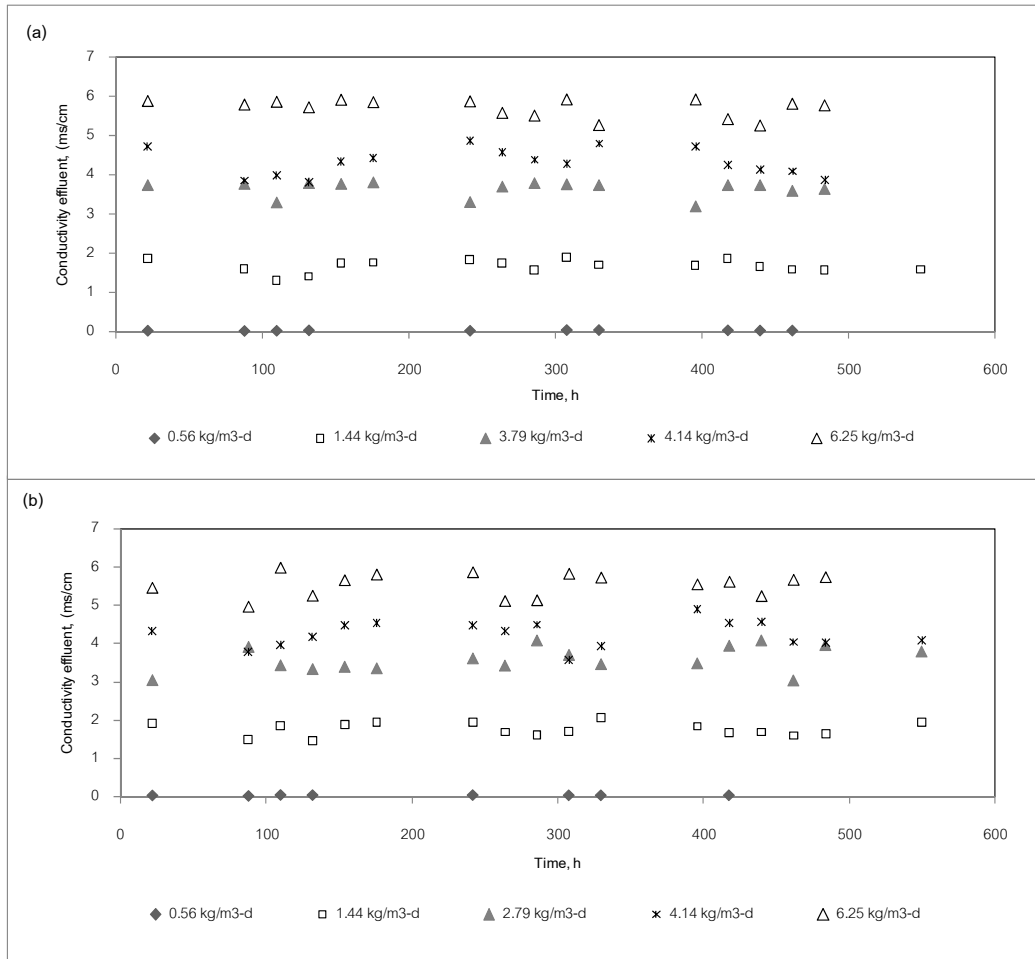


Figure 4.9: The conductivity of the effluent: (a) at 30°C, (b) at 45°C

The result of statistical test from our study was show in Table 4.12. In this work, OLRs and temperature were select as independent variables. In the same way, internal resistant was used as dependent variable. The statistical evaluation was presented the effect of OLR on the internal resistant from SCMFC (Table 4.12). From the results, OLRs and temperature were considered significant to the internal resistant from microbial fuel cell.

Table 4.12: Statistical results for internal resistant

Variable loading	Degree of freedom	p-value	Conclusions
Loading	4	0.000	Significant
Temperature	1	0.019	Significant

4.2 Effect of pH fed

The fed pH is the most influential parameter on the mechanisms of the microorganisms. This is especially true in anaerobic wastewater treatment because the anaerobic digestion produces fatty acids, causing the pH to decrease; however, excess alkalinity can act as a buffer in the system. MFC performance was highly sensitive to the feeding pH because there were two major factors in evaluating its efficiency, power generation and organic matter removal. The inoculums used in this experiment were from the end of part 1 of the experiment (pH was controlled as 7.0).

4.2.1 Performance of power generation

The circuit voltage output from alkaline wastewater feed (pH 8.0-9.0) was the maximum, followed by neutral wastewater feed (pH 6.5-7.5), with the lowest circuit voltage coming from acidic wastewater feed (pH 5.0-6.0). The circuit voltage outputs from pH 5.0, 5.5, 6.0, 6.5, 7.0, 7.5, 8.0, 8.5 and 9.0 at 30°C are 0.399±0.020, 0.330±0.017, 0.290±0.028, 0.258±0.007, 0.350±0.028, 0.415±0.022, 0.501±0.018, 0.674±0.038 and 0.577±0.026 V., respectively. While the values from 45°C are 0.366±0.006, 0.309±0.022, 0.264±0.010, 0.234±0.016, 0.328±0.037, 0.386±0.035, 0.461±0.024, 0.625±0.044 and 0.535±0.033 V, respectively at the same pHs of 30°C. Figures 4.10 through Figure 4.12 show the circuit voltage in a function of time.

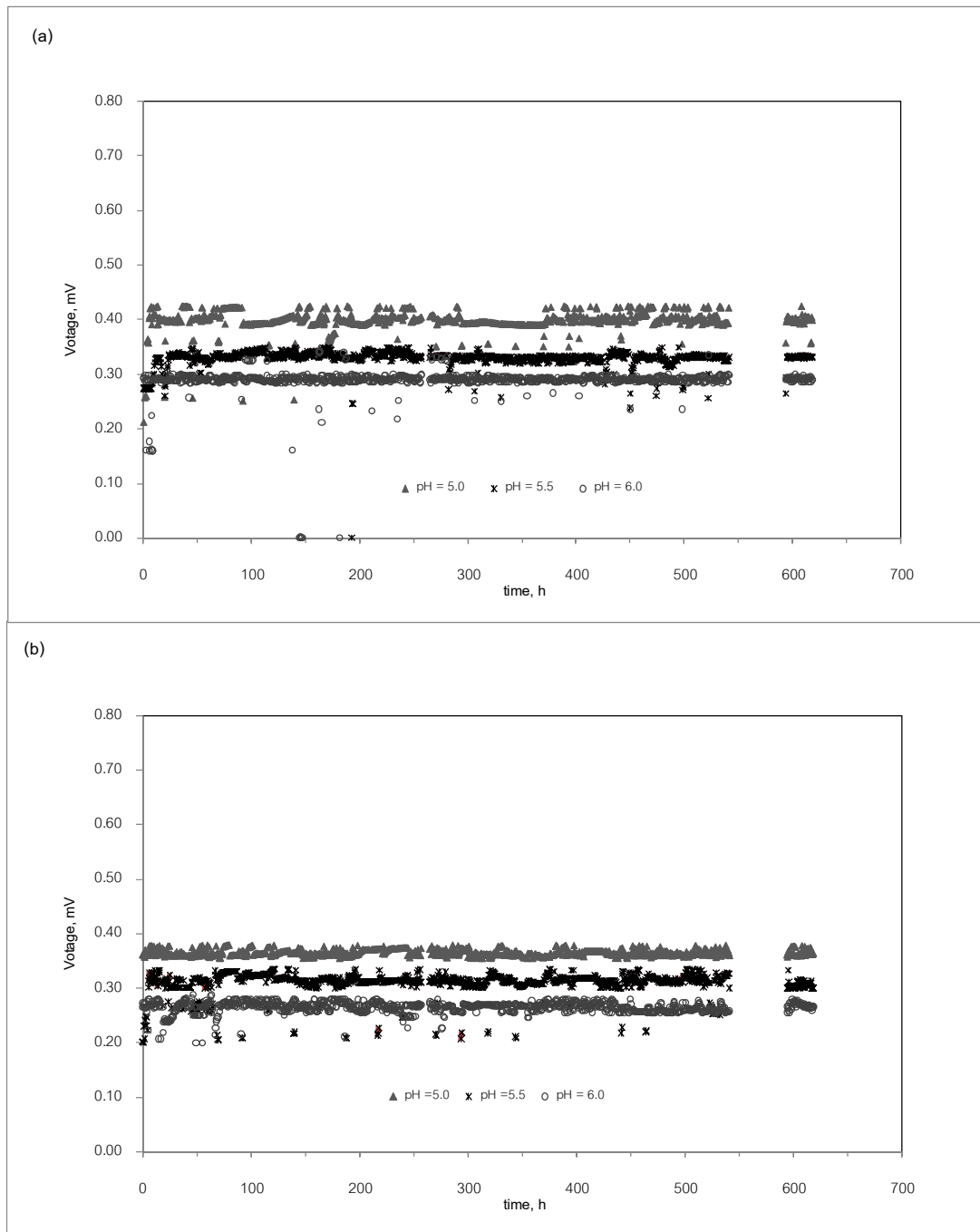


Figure 4.10: The circuit voltage of acidic wastewater feed: (a) at 30°C, (b) at 45°C

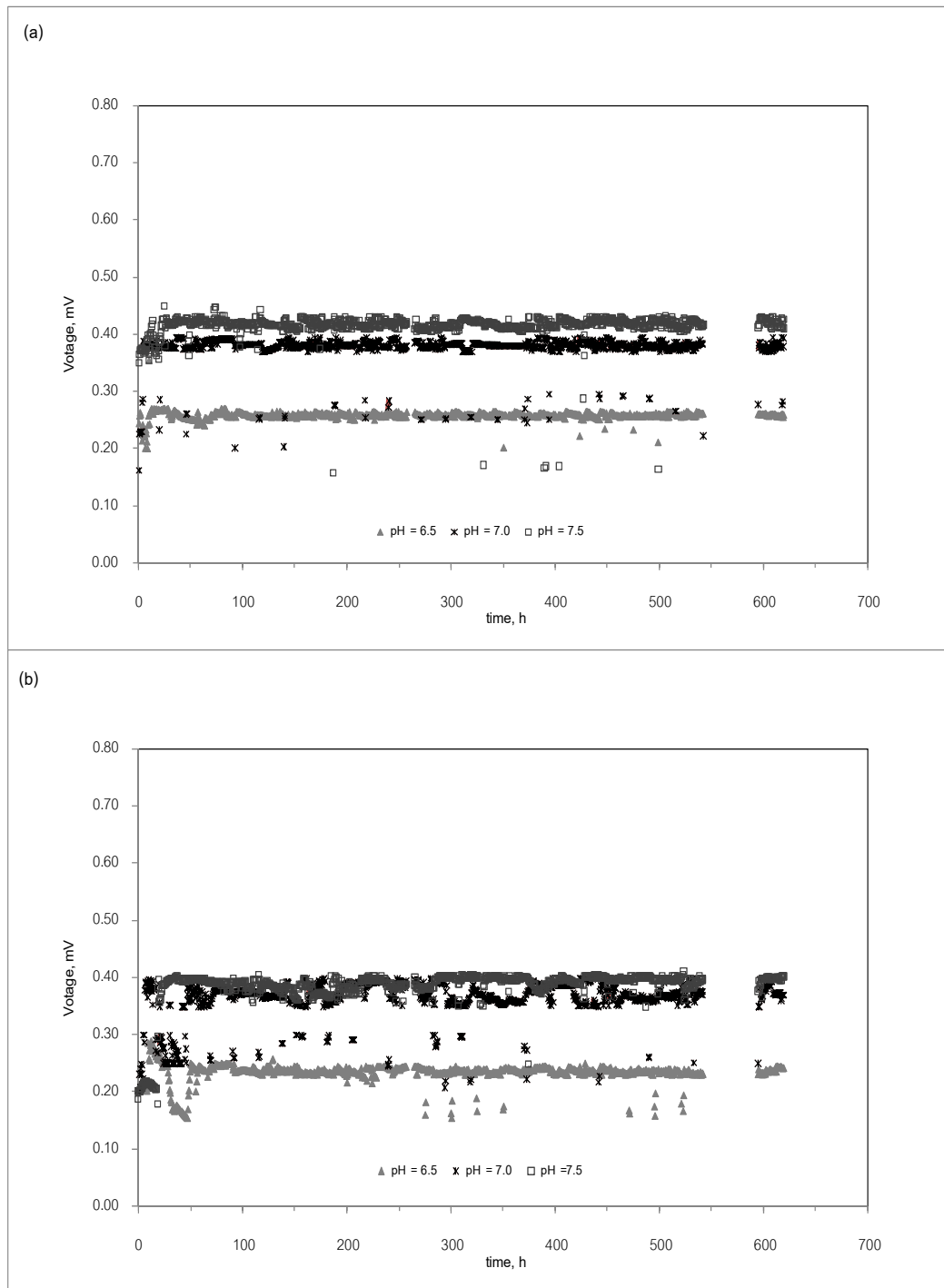


Figure 4.11: The circuit voltage of neutral wastewater feed: (a) at 30°C, (b) at 45°C

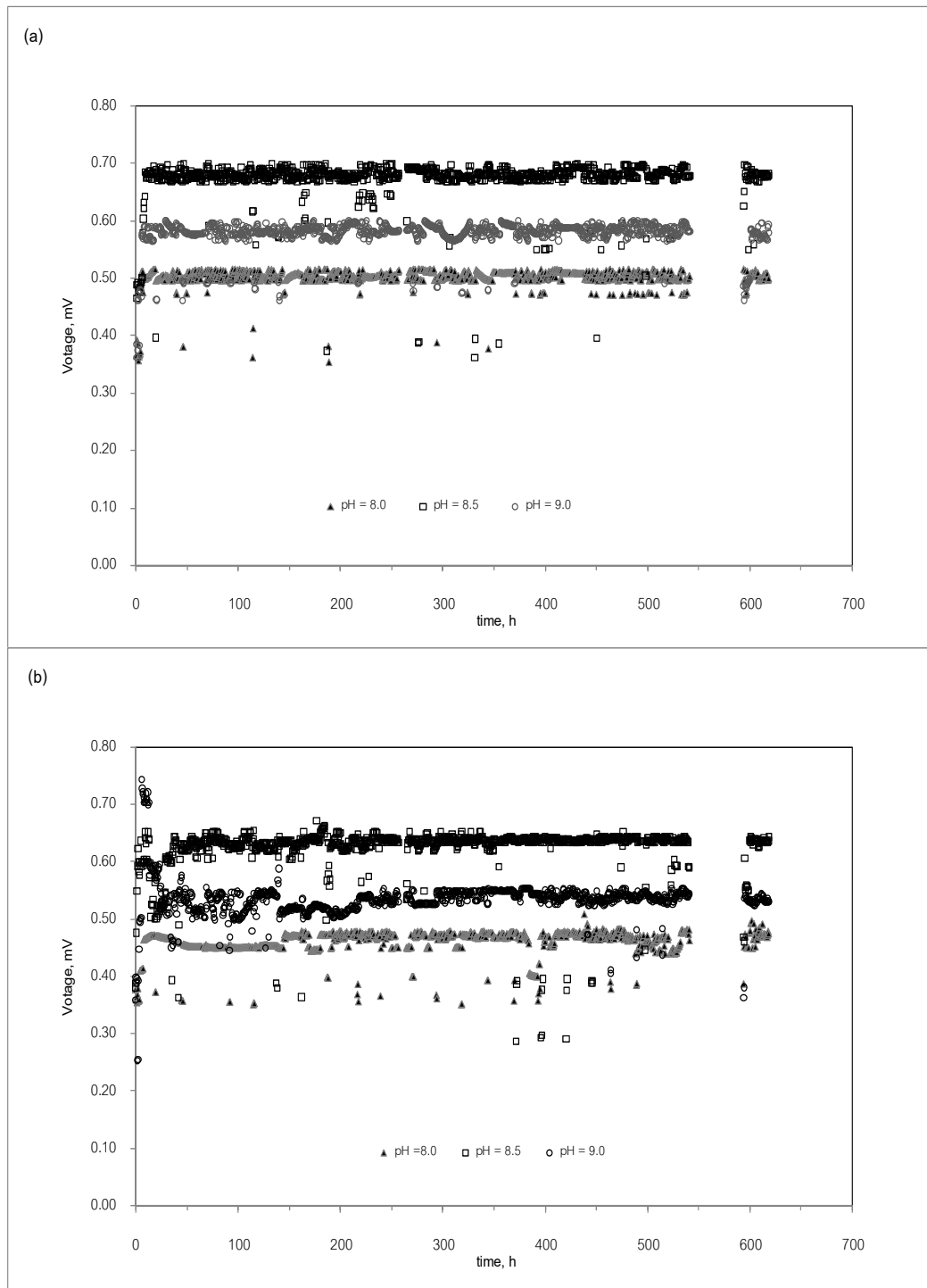


Figure 4.12: The circuit voltage of alkaline wastewater feed: (a) at 30°C, (b) at 45°C

The power generated from those feed pHs were not different at the initial operation, but as batch number increased the initial of circuit voltage changed. The values of circuit voltage from acidic and alkaline feed were higher than that from the neutral condition because those of two pH feeds have higher conductivity than that of at neutral feed. The final circuit voltages from various pH feeds were almost constant since the end of batch cycle number 2 through the end of operation (600 hours). The average of circuit voltage was used to calculate the value of power density as equation 3.1. The power densities are summarized in Figure 4.13.

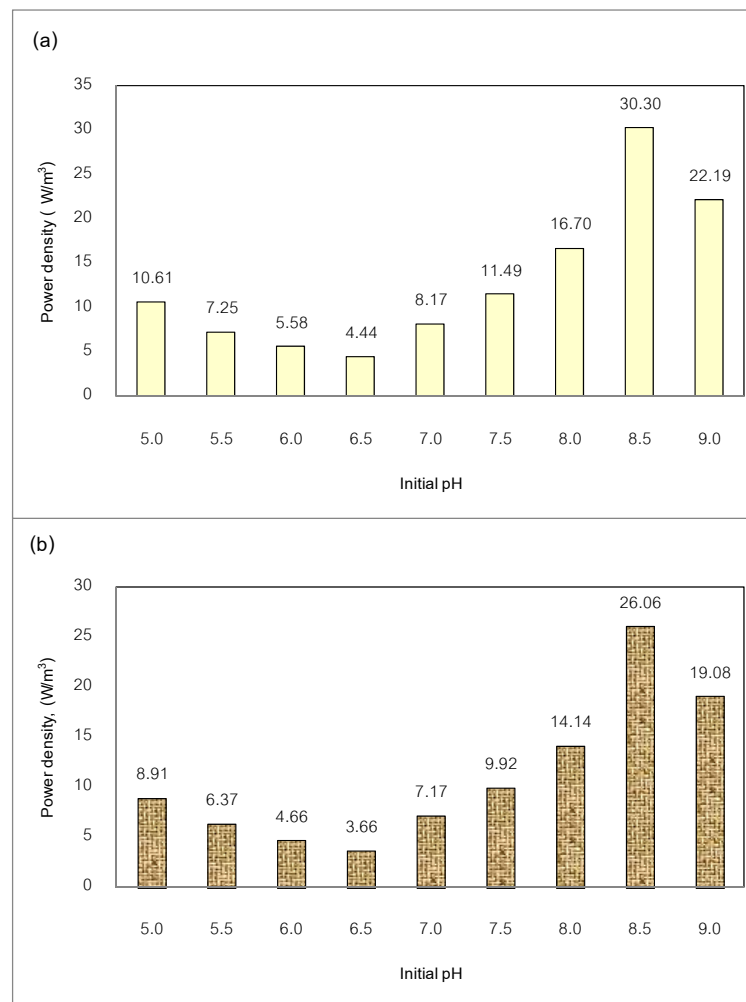


Figure 4.13: The power density from cassava wastewater by SCMFC in terms of pH feed:
(a) at 30°C, (b) at 45°C

The maximum power output as a function of pH feed was obtained by varying the pH from 8.5 to 9.0 and then 8.0. The lowest power output occurred when the pH was 6.5 (in the neutral range). The reason for this lower power output is low solution conductivity and a pH that favors the growth of methanogens.

The solution conductivity in the effluent at 30°C was 50 ± 8.84 , 35 ± 2.97 , 24 ± 3.02 , 15 ± 2.03 , 47 ± 3.50 , 62 ± 4.20 , 83 ± 6.41 , 111 ± 8.48 , and 159 ± 17.11 $\mu\text{s}/\text{cm}$ for pH values of 5.0, 5.5, 6.0, 6.5, 7.0, 7.5, 8.0, 8.5, and 9.0, respectively, while the conductivity figures at 45°C were 48 ± 2.88 , 33 ± 3.04 , 25 ± 2.81 , 16 ± 9.51 , 46 ± 7.58 , 60 ± 5.91 , 76 ± 5.21 , 104 ± 5.56 , and 185 ± 11.85 , respectively. But the solution's conductivity was not the only factor to influence the power generation of the SCMFC.

High alkaline feed (pH 9.0) suppresses methanogens and thereby also supports maximum power output, and there was available alkalinity as a buffer of H^+ which occurred in the anode. In acidic conditions, meanwhile, there was less buffering to neutralize H^+ , so in that environment there was a high concentration of H^+ , and that high concentration was a driving force to balance all ions in the MFC as an electrochemical reaction. This drive force enhanced electron flow from the anode to the cathode and caused more H^+ to pass through the cathode. This increased power output from acidic conditions was from the electrochemical processes rather than that of the biochemical processes. In contrast, the power output at neutral feed from the biochemical processes was more than that of the electrochemical processes.

The statistical evaluation was presented the effect of pH on the power generation from SCMFC. The different pHs were compared by applying two-way ANOVA (analysis of variance) method followed by F-test using SPSS (Statistical Package for social Science) with a 0.05 significance level. The comparison test showed in table 4.13. In this work, pHs and temperature were select as independent variables. In the same way, power generation was used as dependent variable. The statistical evaluation was presented the effect of pHs on the power generation from SCMFC (Table 4.13). From the results, pHs and temperature were considered significant to the power generation from microbial fuel cell.

Table 4.13: Statistical results for power generation

Variable loading	Degree of freedom	p-value	Conclusions
pH	8	0.000	Significant
Temperature	1	0.008	Significant

Table 4.14 show the comparisons of power obtained from this study and others researchers.

Table 4.14: The comparisons of power generation from MFC in previous study with this study

Substrate	pH	Power density base on anode surface or anode volume	Reference
Cassava wastewater	5.0	10.61 W/m ³	This study
	6.0	5.58 W/m ³	
	7.0	8.17 W/m ³	
	8.0	16.70 W/m ³	
	9.0	22.19 W/m ³	
Acetate	6.0	600 mW/m ²	Behera and Ghangrekar, (2009)
	8.0	158 mW/m ²	
Vegetable-based waste	7.0	2.81W/m ³	Cercado-Quezada, et al., (2010)
Corn starch wastewater	7.0	1.41W/m ³	Wen, et al., (2010)
Cassava wastewater	5.5±0.2	18.2 W/m ³	Kaewkannetra, et al., (2011)
Synthetic wastewater	6.0	12.70 W/m ²	Raghavulu, et al., (2009)
	7.0	12.01 W/m ²	
	8.0	11.58 W/m ²	
Synthetic wastewater	6.0		Raghavulu, et al., (2011)
Composite waste vegetables	7.0	0.93W/m ³	Mohan, et al., (2010b)
Domestic wastewater	-	1.06 mW/m ³	Liu, et al., (2004)

4.2.2 COD removal efficiency

The pH of cassava wastewater is one of major parameters affecting its biological treatment processes. Since sulfuric acid is added during starch production, the pH in raw wastewater is very low at 4.0.

The results above show that the best condition for producing electricity from and treatment for cassava wastewater in a single chamber microbial fuel cell is an OLR of 0.56 kg-COD/m³-d. This section examines the best feed pH for generating electricity and reducing organic compounds. The raw wastewater of cassava was adjusted by adding 0.1 N NaOH to increase the pH from 4.0 to 5.0, 5.5, 6.0, 6.5, 7.0, 7.5, 8.0, and 9.0 while the organic loading was fixed as 0.56 kg-COD/m³-d.

When cassava wastewater was fed into the anode at various pHs, the effluent was taken to analyze the COD concentration. The early batch cycles showed that COD removal was quite low but increased gradually in latter batches to reach a constant. However the number of batch cycles to reach the constant in COD effluent for each feed pH was different due to the ability of microorganisms and equipment in that chamber. This was true for both temperatures. Figure 4.14 (a) and (b) shows the results of COD in the effluent when operated for 550 hours at 30°C and 45°C.

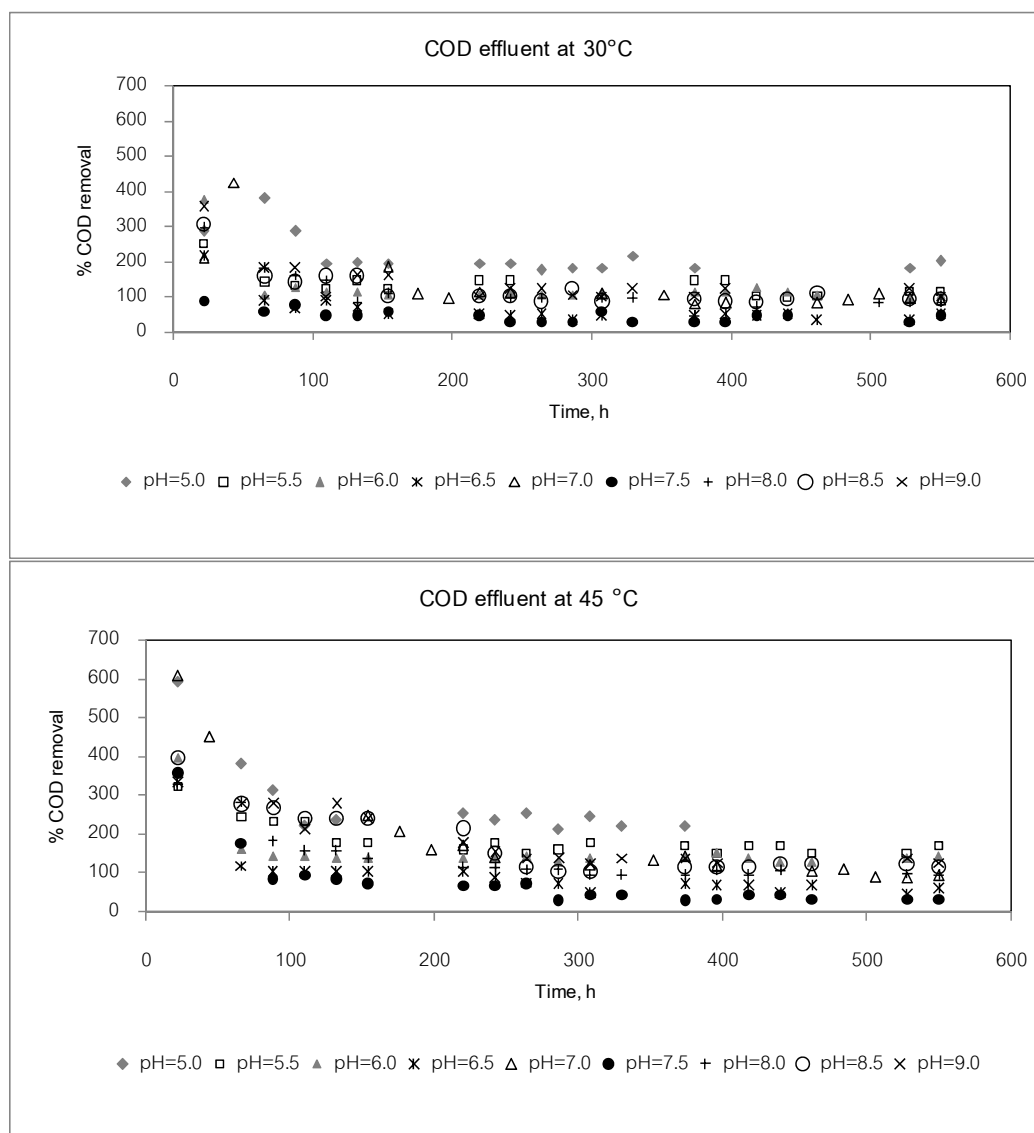


Figure 4.14: COD in the effluent in terms of pH feed (a) at 30°C, (b) at 45°C

The tendency of COD concentration in the effluent from SCMFC at 30°C and 45°C was lower than the standard of the Industrial Department of Thailand (400 mg/L). When focused on the range of the feed pH, the results showed that the efficiency of COD removal of acidic feed varied and was lower than that of neutral feed and alkaline feed, and that the maximum COD removal efficiency was obtained from neutral feed followed by alkaline feed as shown in Figures 4.15 and 4.16.

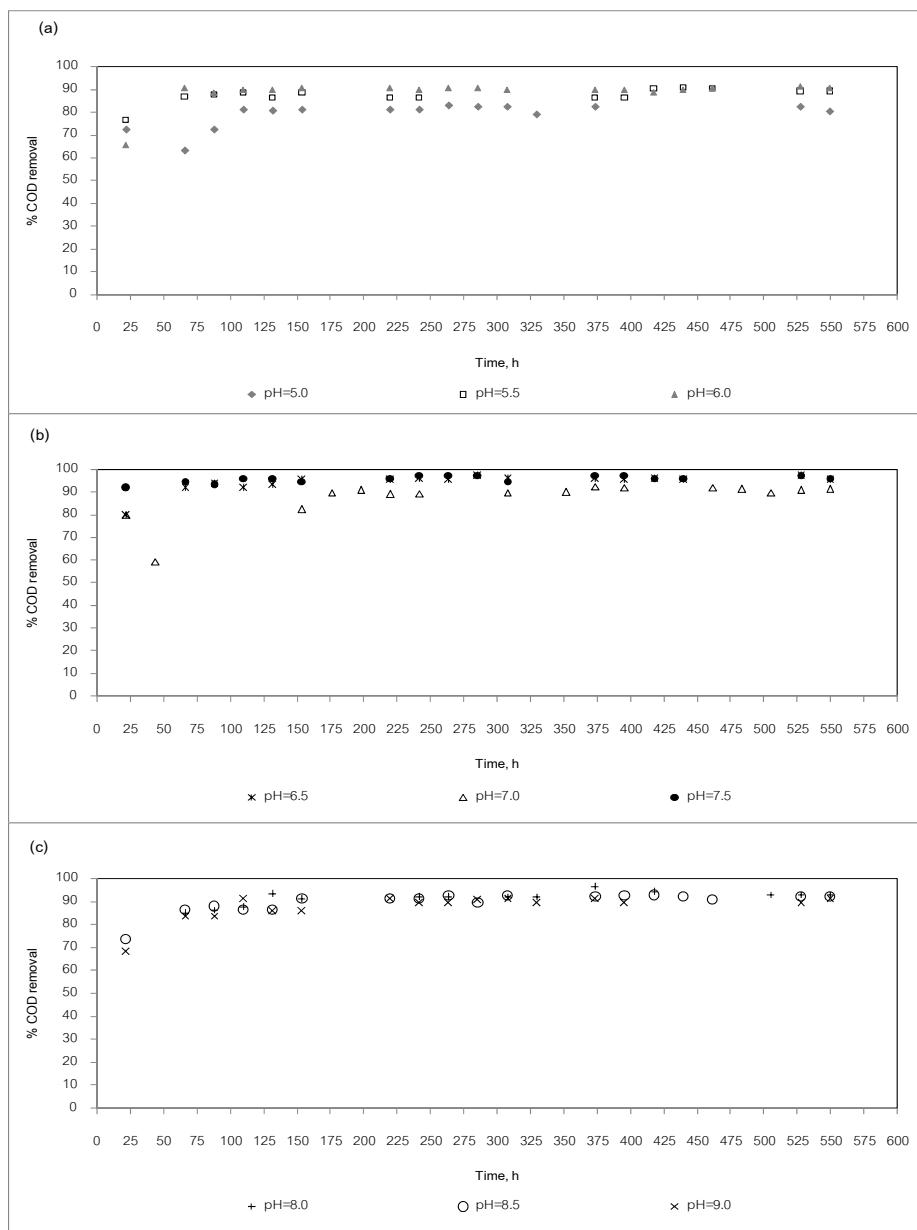


Figure 4.15: Efficiency for COD removal at 30°C: (a) at acidic feed, (b) at neutral feed, (c) at alkaline feed

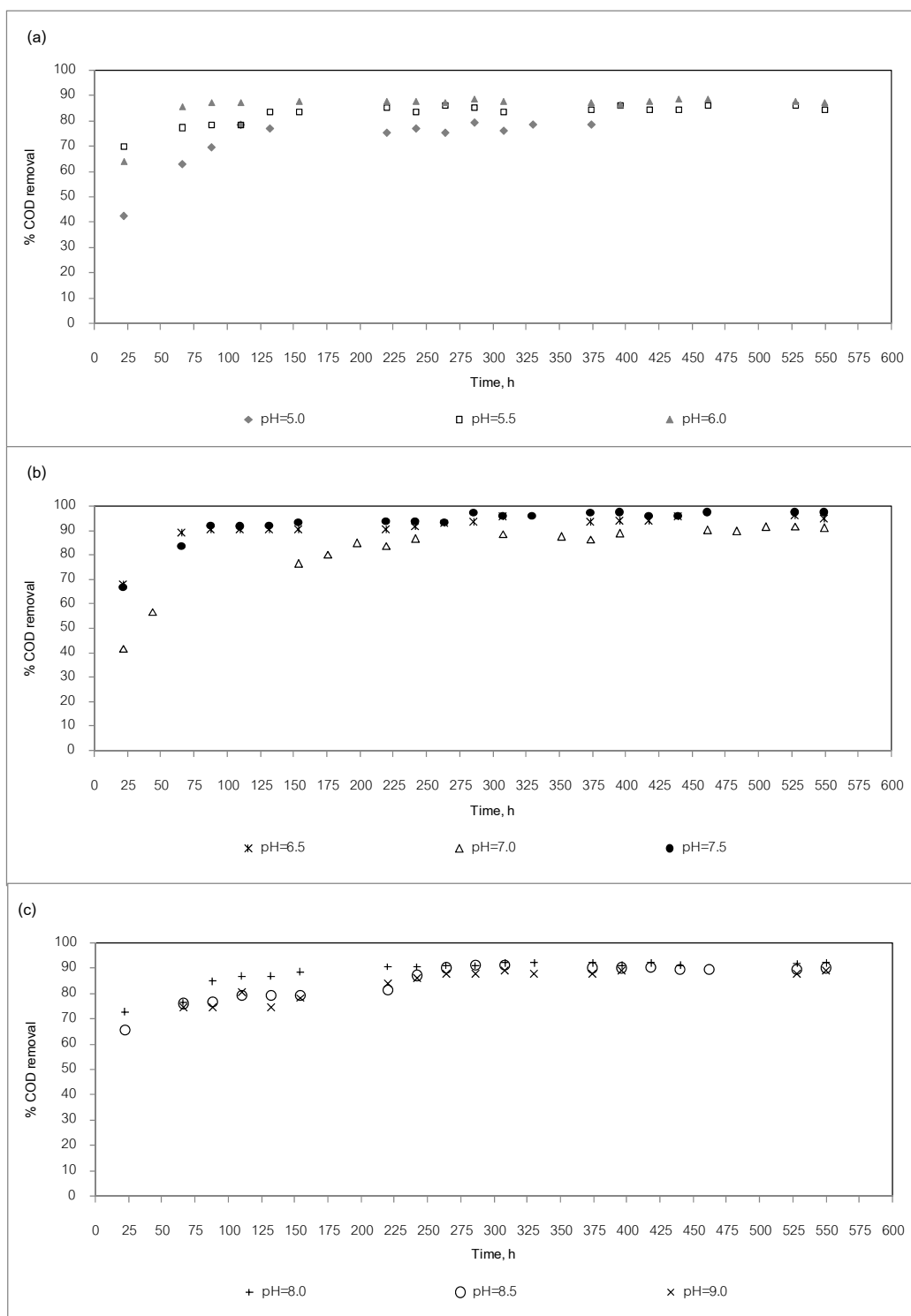


Figure 4.16: Efficiency for COD removal at 45°C: (a) at acidic feed, (b) at neutral feed, (c) at alkaline feed

The efficiency for COD removal at neutral feed (pH of 6.5-7.5) was the most favorable to microorganisms for substrate reduction, followed by alkaline feed (pH of 8.0-9.0), with acidic feed (pH of 5.0-6.0) being the worst at both temperatures.

Table 4.15 and Figure 4.15 show the COD removal efficiency of a single chamber microbial fuel cell by the effect of pH influent.

Table 4.15: The efficiency for COD removal as function of pH feed and temperature

Temperature	pH	COD _{inf} (mg/L)	COD _{eff} (mg/L)	%COD removal
30°C	5.0	1,027	193±7.6	81.19±1.10
	5.5	1,064	124±7.5	88.37±2.04
	6.0	1,086	110±10.8	89.88±0.68
	6.5	1,045	44±9.1	95.84±0.65
	7.0	1,045	89±7.7	91.46±1.10
	7.5	1,082	35±7.2	96.77±0.93
	8.0	1,181	85±6.9	92.83±1.37
	8.5	1,142	96±8.9	91.63±1.10
	9.0	1,103	113±11.0	89.78±0.86
45°C	5.0	1,027	234±9.2	77.21±1.42
	5.5	1,064	162±9.9	84.77±0.98
	6.0	1,086	136±6.7	87.48±0.66
	6.5	1,045	97±12.0	90.69±1.80
	7.0	1,045	108±6.4	89.62±2.23
	7.5	1,082	44±6.8	95.93±1.44
	8.0	1,181	102±4.6	91.39±0.64
	8.5	1,142	127±4.1	88.89±2.63
	9.0	1,103	137±7.5	87.55±1.49

Table 4.15 shows the maximum and minimum efficiency of COD removal from the feed pHs of 7.5 (96.77% at 30°C; 95.93% at 45°C) and 5.0 (81.19% at 30°C; 77.21% at 45°C), respectively. At neutral feed, wastewater promoted the activities of microorganisms for

using substrate better than in acidic or alkaline conditions. At neutral feed, the pH value in the effluent was close to neutral, but it slightly decreased as in Table 4.16.

In the early batch cycles, the amount of alkalinity can be used as a buffer for neutralization with H^+ which was in the wastewater influent only; in the later batch cycles, it decreased by neutralization with the accumulating protons in the anode chamber. Thus the pH in the effluent decreased with a number of batch cycle increasing and might be toxic to microorganisms. The pH in the effluent of pH 5.0 feed was quite especially in the latter batch. At low pH, it inhibited microorganism activities, so the COD removal efficiency was lower than in other conditions.

Alkaline feed of wastewater favored the microbial activities in a single chamber microbial fuel cell rather than feeding with acidic wastewater feed. This condition has enough alkalinity and the pH did not strongly inhibit the activities of the microorganisms however, it was favored less than in neutral conditions.

Table 4.16: The pH in the effluent

Temp	pH								
	5.0	5.5	6.0	6.5	7.0	7.5	8.0	8.5	9.0
30°C	4.81±0.05	5.39±0.07	5.76±0.12	6.36±0.10	6.75±0.09	7.35±0.06	7.73±0.10	8.21±0.09	8.68±0.12
45°C	4.77±0.06	5.34±0.12	5.75±0.21	6.37±0.09	6.66±0.20	7.31±0.09	7.77±0.11	8.34±0.07	8.78±0.15

The statistical evaluation was presented the effect of pH on the efficiency of COD removal from SCMFC. The different pHs were compared by applying two-way ANOVA (analysis of variance) method followed by F-test using SPSS (Statistical Package for social Science) with a 0.05 significance level. The comparison test showed in Table 4.17. In this work, pHs and temperature were select as independent variables. In the same way, efficiency of COD removal was used as dependent variable. The statistical evaluation was presented the effect of pHs on the COD removal from SCMFC. From the results, pHs and temperature were considered significant to efficiency of COD removal from microbial fuel cell.

Table 4.17: Statistical results for efficiency of COD removal

Variable loading	Degree of freedom	p-value	Conclusions
pH	8	0.000	Significant
Temperature	1	0.000	Significant

COD removal was more efficient at neutral conditions than in alkaline conditions, followed by acidic conditions. This agrees with Raghavulu, et al., (2009); Jadhav and Ghangrekar, (2009); Martin, et al., (2010). Table 4.18 shows the comparison of COD removal efficiency from MFC of this study with other studies.

Table 4.18: The comparisons of COD removal efficiency by the effect of pH feed from MFC in previous study with this study

Substrate	pH	% COD removal efficiency	Reference
Cassava wastewater	5.0	81.19	This study
	6.0	89.88	
	7.0	91.44	
	8.0	92.83	
	9.0	89.78	
	6.0	47.80	
	7.0	58.98	
Chemical wastewater	8.0	55.76	Raghavulu, et al., (2009)
	6.0	47.80	
	7.0	58.98	
Synthetic wastewater	8.0	55.76	Martin, et al., (2010)
	7.0	82.3	
	6.25	76.6	

4.2.3 Coulombic efficiency

The coulombic efficiency by the effect of pH feed in this study is shown in Table 4.19

Table 4.19: Coulombic efficiency in terms of pH feed

Temperature	Unit	pH								
		5.0	5.5	6.0	6.5	7.0	7.5	8.0	8.5	9.0
30°C	%	39.3	28.8	24.4	21.2	30.2	32.5	37.5	52.9	47.8
45°C	%	37.9	28.1	22.8	19.5	28.7	30.5	35.0	50.6	45.5

Table 4.19 shows that the maximum CE at pH of 8.5 of alkaline feed was as high as 52.6% and 50.6% at the temperatures of 30°C and 45°C, respectively, while the minimum CE obtained from lower temperature and higher temperature operation at pH of 6.5 of neutral feed were 21.2% and 19.5% respectively. The alkaline feed (pH 7.5-9.0) achieved the maximum CE followed by acidic feed and the minimum CE was obtained at pH of 6.5 of neutral feed; these circumstances occurred at both operating temperatures.

From the results of Table 4.19, the CE at extremely acidic feed and extremely alkaline feed were both higher than the CE at neutral feed. The higher CE was achieved from the extremes of pH feed because at that solubility, the flow of ions was high, promoting power generation by the SCMFC. On the other hand, that condition was not favored the microorganisms reducing the substrate, so substrate was only slightly removed. These two reasons enhanced coulombic efficiency.

The effects of sulfate in these experiments were significant on CE which depended on the pH feed. The sulfate removal loading was at 0.32 to 0.52 kg/m³-d at 30°C and 0.30 to 0.52 kg/m³-d at 45°C. The details of sulfate reduction are shown in Table 4.20 and Figure 4.28.

Table 4.20: Sulfate removal in terms of pH feed

Temp	Item	pH								
		5.0	5.5	6.0	6.5	7.0	7.5	8.0	8.5	9.0
30°C	Sulfate influent (mg/L.)	998	1,065	1,010	995	1,027	1,145	1,150	984	1,035
	Sulfate effluent (mg/L.)	305	333	366	318	61	425	336	378	364
	% Sulfate removal	69.43	68.72	63.74	68.08	94.06	62.85	70.82	61.54	64.86
	Sulfate removal loading (kg/m ³ -d)	0.37	0.39	0.34	0.36	0.52	0.38	0.43	0.32	0.36
45°C	Sulfate influent (mg/L.)	998	1,065	1,010	995	1,027	1,145	1,150	984	1,035
	Sulfate effluent (mg/L.)	296	352	314	348	58	328	354	418	394
	% Sulfate removal	70.36	66.96	68.93	65.01	94.35	71.34	69.24	57.53	61.92
	Sulfate removal loading (kg/m ³ -d)	0.37	0.38	0.37	0.34	0.52	0.44	0.42	0.30	0.34

The maximum of sulfate removal was at pH 7.0. The sulfate removed was used as electron acceptors in sulfate reduction processes.

Theoretical COD consumption by sulfate reduction, as in section 4.1.3 of this report, was 462, 488, 429, 452, 644, 480, 543, 404 and 448 mg/L at 30°C and 793, 902, 950, 948, 934, 1,038, 1,079, 1,015 and 966 mg/L at 45°C for pH feeds of 5.0, 5.5, 6.0, 6.5, 7.0, 7.5, 8.0, 8.5, and 9.0 respectively.

The percentage of COD consumed by sulfate reduction was 55.41%, 51.89%, 43.97%, 45.09%, 67.58%, 45.82%, 49.53%, 38.58%, and 45.19% of total COD removal at 30°C operation and 59.04%, 52.71%, 48.85%, 45.49%, 69.20%, 52.46%, 49.19%, 37.18%, and 44.24% at 45°C operation (Table 4.21).

Table 4.21: COD removal and theoretical of COD consumed by sulfate reduction

Temp	Item	pH								
		5.0	5.5	6.0	6.5	7.0	7.5	8.0	8.5	9.0
30°C	COD in the influent (mg/L)	1,027	1,064	1,086	1,045	1,042	1,082	1,181	1,142	1,103
	COD in the effluent (mg/L)	193	124	110	44	89	35	85	96	113
	COD removal (mg/L)	834	940	976	1,002	953	1,047	1,096	1,046	990
	COD theoretically consumed by sulfate(mg/L)	462	488	429	452	644	480	543	404	448
	%COD theoretically consumed by sulfate	55.41	51.89	43.97	45.09	67.58	45.82	49.53	38.58	45.19
	%COD removal available to produce electricity	44.59	48.11	56.03	54.91	32.42	54.18	50.47	61.42	54.81
45°C	COD in the influent (mg/L)	1,027	1,064	1,086	1,045	1,042	1,082	1,181	1,142	1,103
	COD in the effluent (mg/L)	234	162	136	97	108	44	102	127	137
	COD removal (mg/L)	793	902	950	948	934	1,038	1,079	1,015	966
	COD theoretically consumed by sulfate(mg/L)	468	475	464	431	646	545	531	377	427
	%COD theoretically consumed by sulfate	59.04	52.71	48.85	45.49	69.20	52.46	49.19	37.18	44.24
	%COD removal available to produce electricity	40.96	47.29	51.15	54.51	30.80	47.54	50.81	62.82	55.76

The statistical evaluation was presented the effect of pH on CE from SCMFC. The different pHs were compared by applying two-way ANOVA (analysis of variance) method followed by F-test using SPSS (Statistical Package for social Science) with a 0.05 significance level. The comparison test showed in Table 4.22. In this work, pHs and temperature were select as independent variables. In the same way, CE value was used as dependent variable. The statistical evaluation was presented the effect of pHs on the CE from SCMFC. From the results, pHs and temperature were considered significant to CE from microbial fuel cell.

Table 4.22: Statistical results for CE

Variable loading	Degree of freedom	p-value	Conclusions
pH	8	0.000	Significant
Temperature	1	0.000	Significant

4.2.4 Polarization curve and internal resistance

The slope of the polarization curve in the variation of pH feed was the internal resistance. The internal resistance was summarized as in Table 4.23. Figure 4.17 and Figure 4.18 show the polarization curve.

Table 4.23: Internal resistance from the SCMFC

Temperature	Unit	pH								
		5.0	5.5	6.0	6.5	7.0	7.5	8.0	8.5	9.0
30°C	Ohm	115	132	142	152	115	119	71	46	55
45°C	Ohm	140	145	158	168	134	128	83	50	65

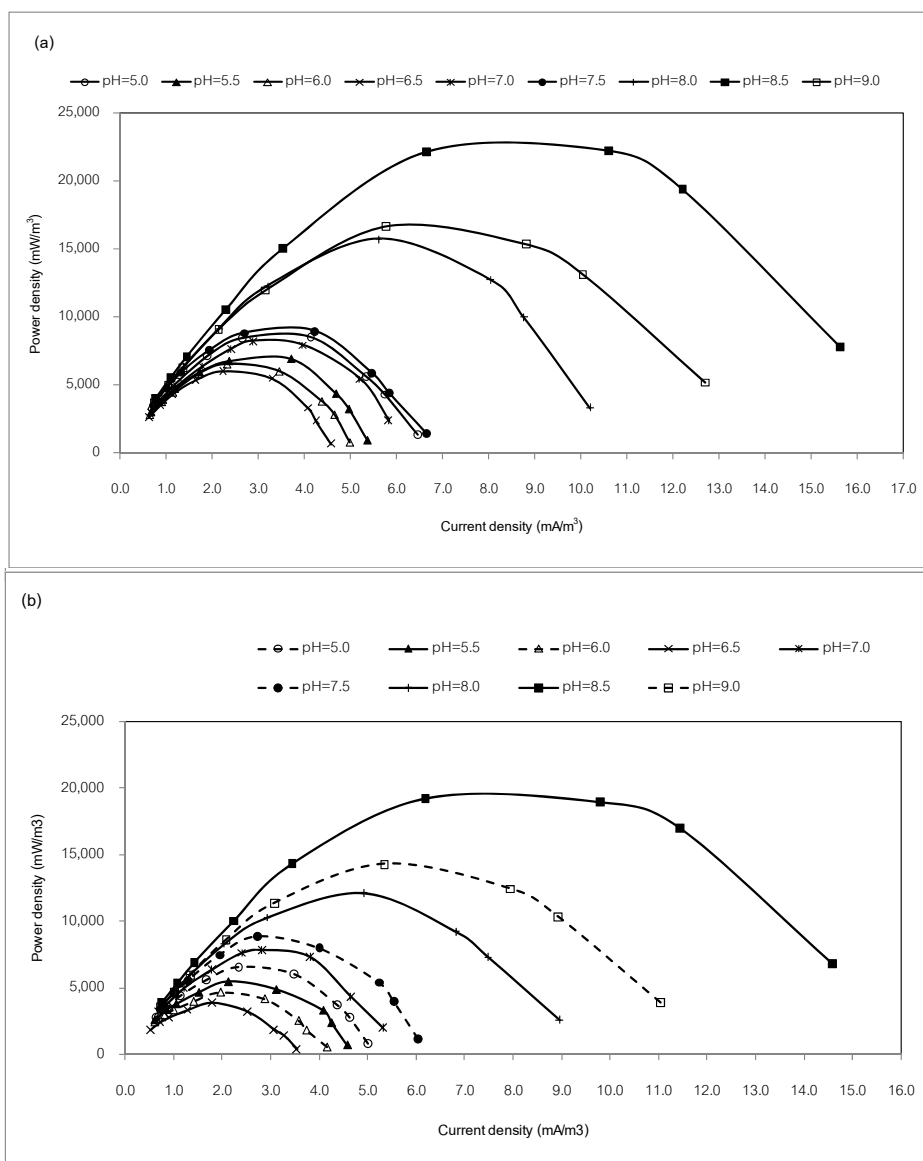


Figure 4.17 (a): The polarization curve at 30°C, (b): The polarization curve at 45°C

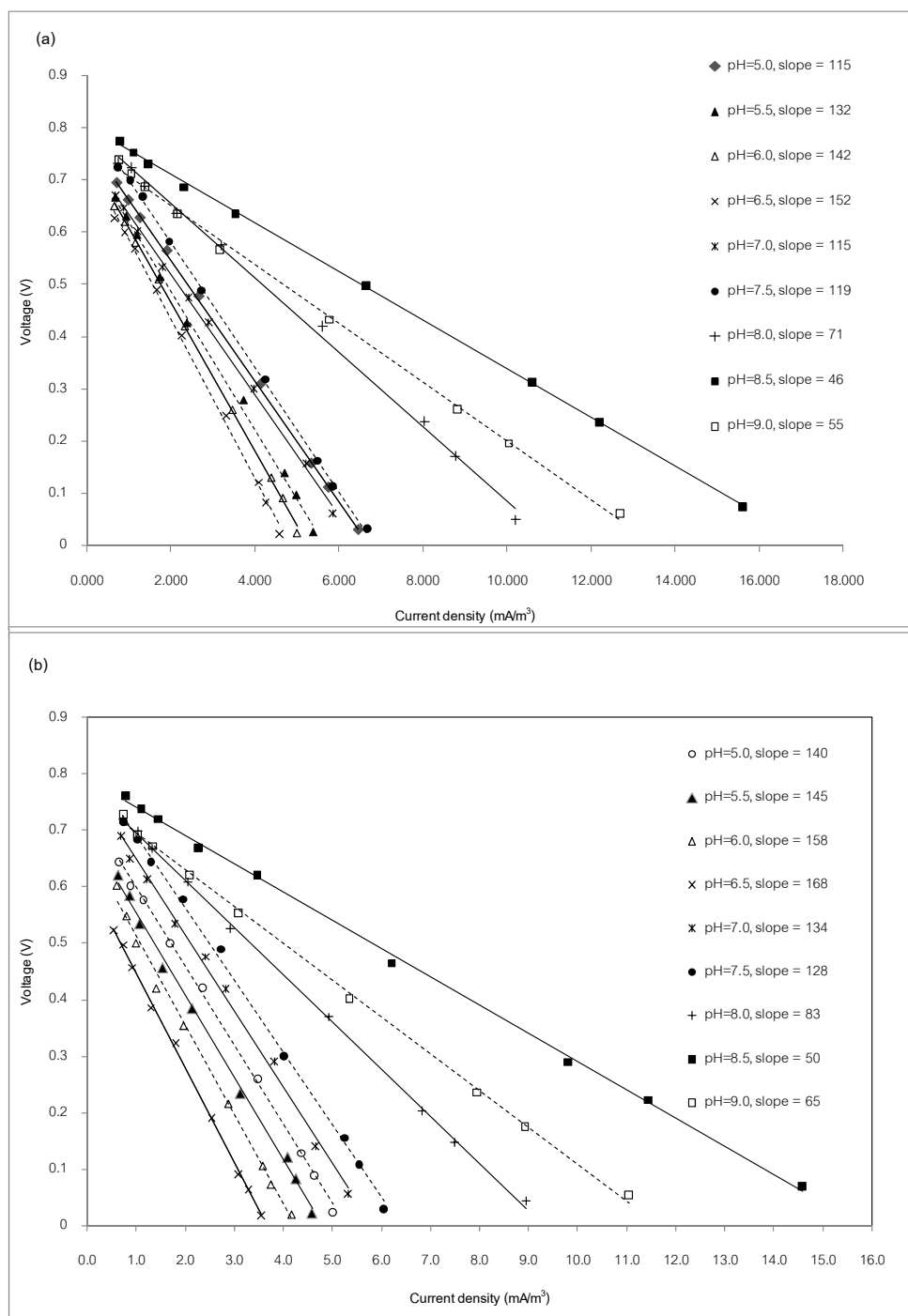


Figure 4.18 (a): The slope from the polarization curve method at 30°C, (b): The slope from the polarization curve method at 45°C

The maximum internal resistance of this study was obtained from the pH feed of 6.5 at both operating temperatures (152 Ω at 30°C, 168 Ω at 45°C). At a pH of 6.5, COD might be removed by methanogenesis more than exoelectrogenesis and the solution conductivity was low, thus the current was low too.

The minimum internal resistance was achieved at pH 8.5 (46 Ω at 30°C, 50 Ω at 45°C). At pH 8.5, the solution conductivity was high and the pH did not inhibit exoelectrogens activities. The solution conductivity at pH 9.0 was higher than at pH 8.0, but the internal resistant at pH 8.0 was lower than at pH 9.0, because the pH 9.0 might inhibit the exoelectrogens.

The solution's conductivity at both operation temperatures are shown in Figure 4.19.

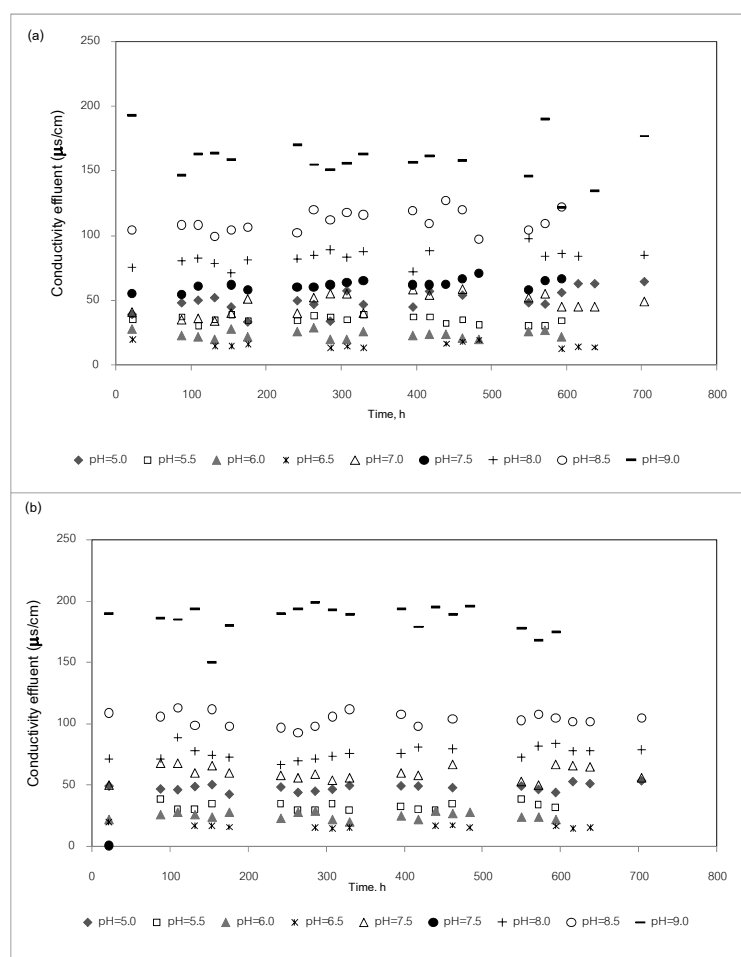


Figure 4.19: The conductivity of the effluent in terms of pH feed: (a) at 30°C, (b) at 45°C

The statistical evaluation was presented the effect of pH on the internal resistant in SCMFC. The different pHs were compared by applying two-way ANOVA (analysis of variance) method followed by F-test using SPSS (Statistical Package for social Science) with a 0.05 significance level. The comparison test showed in Table 4.24. In this work, pHs and temperature were select as independent variables. In the same way, internal resistant was used as dependent variable. The statistical evaluation was presented the effect of pHs on the internal resistant from SCMFC. From the results, pHs and temperature were considered significant to internal resistant from microbial fuel cell.

Table 4.24: Statistical results for internal resistant

Variable loading	Degree of freedom	p-value	Conclusions
pH	8	0.000	Significant
Temperature	1	0.000	Significant

4.3 Effects of temperature

4.3.1 Performance of power generation

Temperature affects the resistivity of electronic equipment such as wire, electrode. The size of the impact can be determined with equation (4.1).

$$\frac{R_1}{R_2} = K \left(\frac{T_1}{T_2} \right) \dots\dots\dots(4.1)$$

- Where
- T_1 = Temperature 1, °C
 - T_2 = Temperature 2, °C
 - R_1 = Resistance at temperature 1, Ohm
 - R_2 = Resistance at temperature 2, Ohm
 - K = Resistance constant of material (234 for copper wire)

From equation 4.1, the resistance of copper wire at 45°C was 5.6% higher than at 30 °C. The power obtained from our study was not significantly different as shown in Figure 4.20, however the power at 30°C was slightly higher than at 45°C.

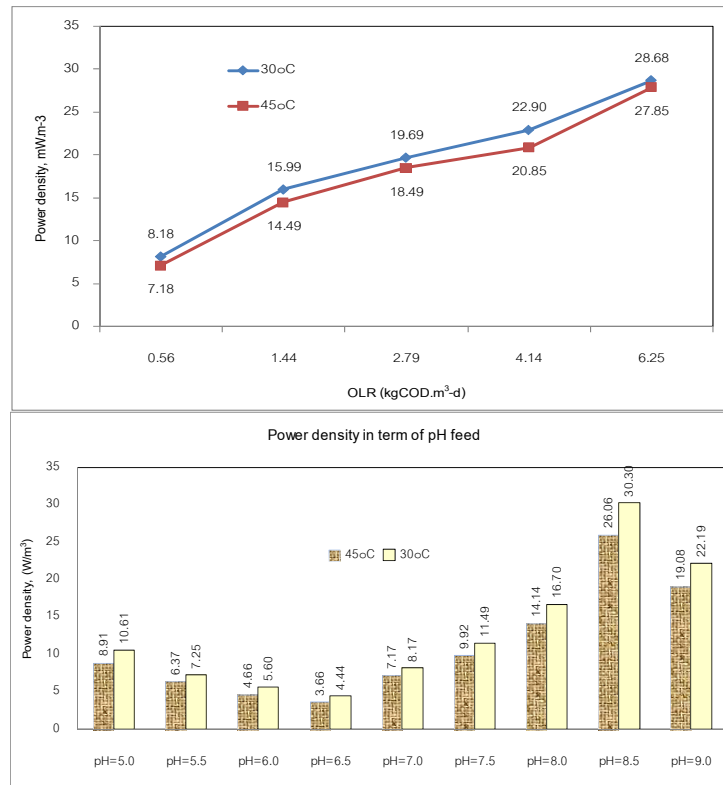


Figure 4.20: Conductivity in the effluent in terms of temperature: (a) In terms of OLR, (b) in terms of pH feed

4.3.2 COD removal efficiency

Temperature can affect the kinetic energy of microorganisms as illustrated using Arrhenius's equation (4.2). As the temperature increases, the rate of constant increases. In the activity of substrate reduction by microorganisms, the application of Arrhenius's equation is shown by equation 4.3.

$$k = Ae^{\frac{-E_A}{RT}} \dots\dots\dots(4.2)$$

Where k = Rate coefficient

A	=	Constant value
E_A	=	Activation energy ($8.314 \times 10^{-3} \text{ kJ mol}^{-1}\text{K}^{-1}$)
R_2	=	Universal gas constant
T	=	Temperature (Kelvin)

$$k_2 = k_1 \theta^{(T_1 - T_2)} \dots \dots \dots (4.3)$$

Where	k_1	=	Rate coefficient at temperature 1
	k_2	=	Rate coefficient at temperature 2
	θ	=	Constant value
	$T_1 - T_2$	=	Difference between temperatures 1 and 2

From equation 4.3, if the temperature increased from 30°C to 45°C, the rate of substrate use increased from 11.8 to 32.56 g VSS/g VSS-d which was 2.75 times ($\theta = 1.07$, and μ_m of 20 °C = 6 g VSS/g VSS-d). Our study showed that the effect of OLR on COD removal at two temperatures did not differ significantly. The percent of variation of COD removal only varied from 0.78% to 3.98% at the two temperatures. This study shows that the main factor affecting substrate reduction in terms of OLR was the ratio of food per microorganisms (F/M) rather than the effect of temperature. When considering the effect of pH in terms of temperature, we found that the COD removal at 30°C was slightly more than at 45°C, 0.87% to 4.90%. The different values depended on pH feed. There was a narrow gap of COD removal efficiency at low OLR ($0.56 \text{ kg-COD/m}^3\text{-d}$) between 30°C and 45°C. This result might be caused by low organic loading; the available substrate was a limitation. The efficiency of COD removal in terms of temperature is shown in Figure 4.21.

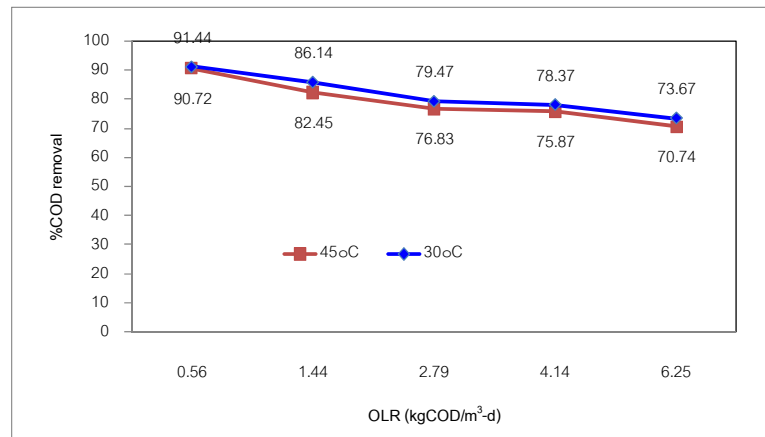


Figure 4.21: The efficiency of COD removal in terms of temperature: (a) in terms of OLR

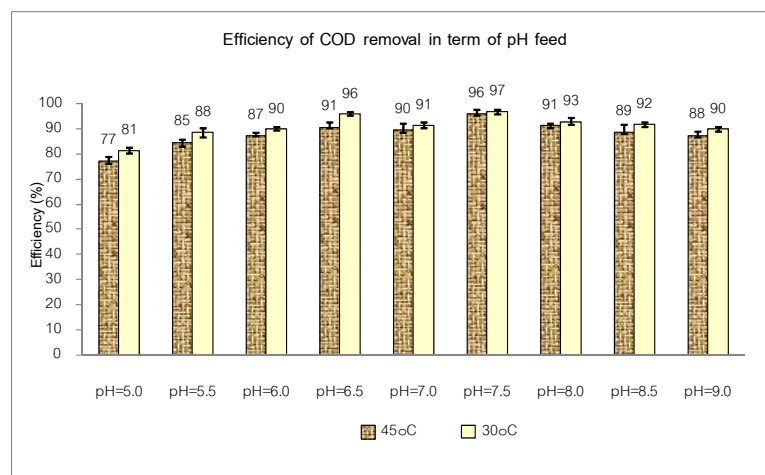


Figure 4.21: The efficiency of COD removal in terms of temperature: (b) in terms of pH feed

4.3.3 Coulombic efficiency and internal resistance

The effect of temperature on coulombic efficiency was similar to the efficiency of COD removal or the internal resistance. The tendency of coulombic efficiency on the effect of temperature was not different in the OLR and pH feed. CE was higher at 30°C than at 45°C (Figures 4.22 and 4.23). This could be because the microorganisms were more acclimated to 30°C than to 45°C and at temperature 45 °C is poor for microorganism

growth. Moreover, electrical resistance is higher at high temperature than at low temperature.

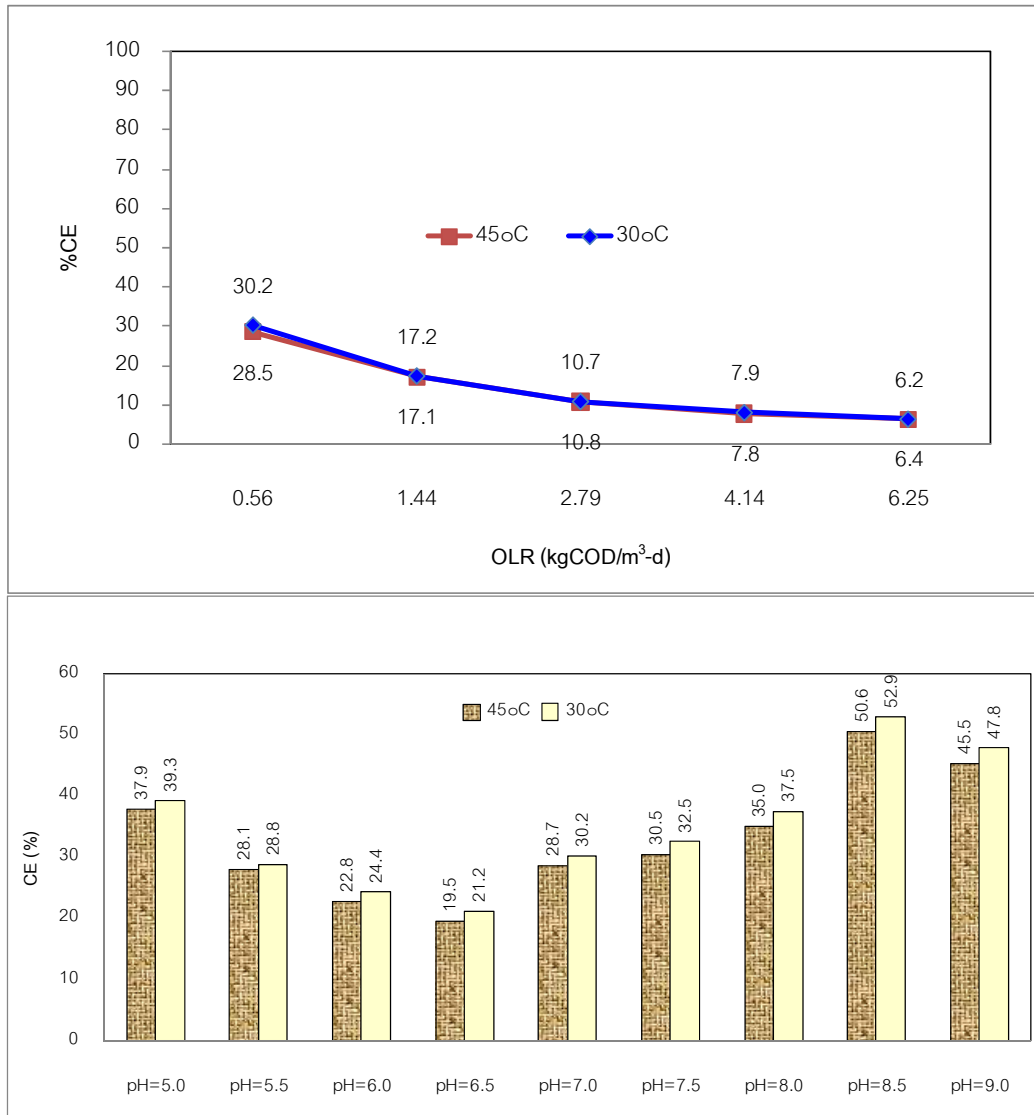


Figure 4.22: The effect of temperature on coulombic efficiency:

(a) in terms of OLR, (b) in terms of pH feed

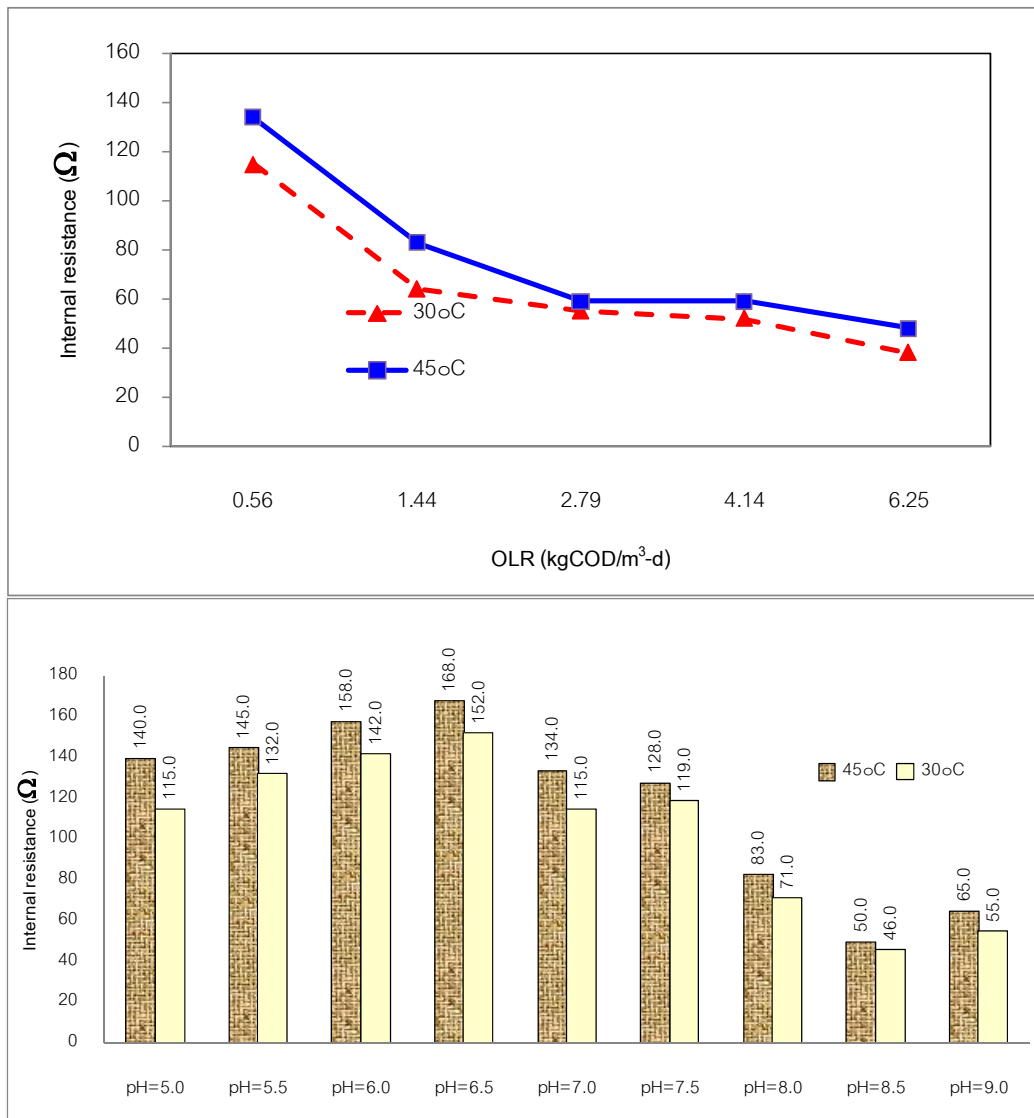


Figure 4.23: The internal resistance: (a) in terms of OLR, (b) in terms of pH feed

4.4 Microbial communities

Bacteria samples were collected from the bottom of the anode chamber at the end of batch on both operating temperatures (0.56 $\text{kg-COD/m}^3\text{-d}$, pH of 7.0). Based on the PCR-DGGE method, the structures of the microbial communities in the anodes of the coupled MFCs at both operating temperatures were determined using DGGE analysis. Figure 4.24 presents the DGGE profiles of the microorganisms in anode chamber. Each band on the

DGGE profile represents a specific species in the microbial community, and the staining intensity of a band represents the relative abundance of the corresponding microbial species. There was diversity of the microbial community at both temperatures operation. The bands were cut for 5 bands of both temperatures operation to study the microbial community. The band number of 23, 24, 25, 26 and 31 at 30°C and 7, 9, 10, 15 and 20 at 45 °C were cut for sequencing analysis.

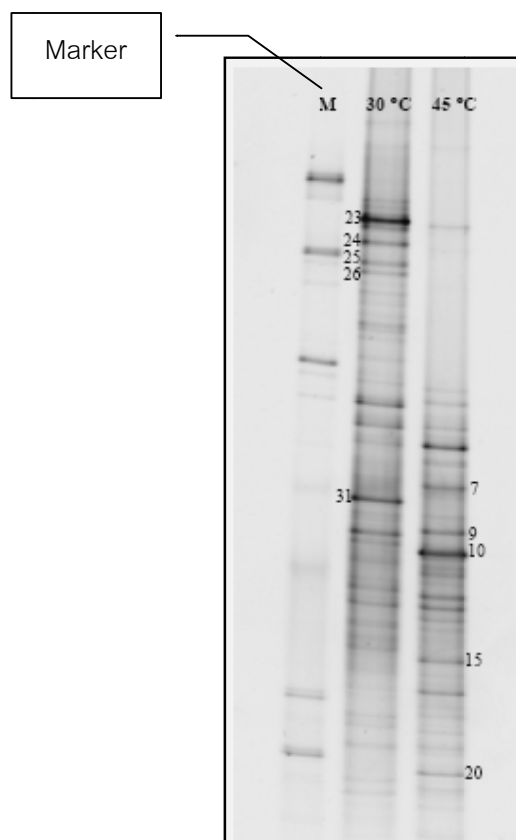


Figure 4.24: PCR-DGGE fingerprints for bacterial communities in MFC. Each lane contains PCR-amplified 16S rRNA gene fragments from 30°C and 45°C. Lanes labeled M contain a reference fingerprint used to correct for differences in fragment migration across the gel.

At both operating temperatures, a number of bands from the gels were cut for sequence analysis as shown in Table 4.25 - 4.26, Figure 4.25 - 4.26. At 30°C the population

could be assigned to four groups: Gammaproteobacteria, Betaproteobacteria, Bacteroidetes and Firmicutes. At 45°C the population could be assigned to three groups: Gammaproteobacteria, Betaproteobacteria and Firmicutes. These population groups are similar to those found by Hou, et al., (2012).

Table 4.25: The sequencing results from 30°C

DGGE band	Phylogenetic affiliation	Closest relative (accession no.)	Similarity (%)
30-24	Firmicutes	<i>Lysinibacillus</i> sp. YC12 (JQ446580)	100
		<i>Bacillus</i> sp. YC8 (JQ446579)	100
		<i>Lysinibacillus fusiformis</i> strain KNUC423 (JQ071512)	100
30-23	Firmicutes	<i>Lysinibacillus</i> sp. YC12 (JQ446580)	99
		<i>Bacillus</i> sp. YC8 (JQ446579)	99
		<i>Lysinibacillus fusiformis</i> strain KNUC423 (JQ071512)	99
30-25	Bacteroidetes	Uncultured bacterium clone 265MICC biofilm (JF342101)	96
		Uncultured bacterium clone ABRB03 (HQ224792)	95
		Uncultured bacteroidetes bacterium clone RBE2CI-87 (EF111175)	95
30-26	Betaproteobacteria	Uncultured bacterium clone nbw388g05c1 (GQ096482)	90
		Uncultured bacterium clone 8484F020996 (JN199259)	90
		<i>Acidovorax</i> sp. KBT209 (AB547157)	90
30-31	Gammaproteobacteria	<i>Stenotrophomonas</i> sp. GCDP4_I (JQ072086)	98
		<i>Stenotrophomonas acidaminiphila</i> strain CCUG 54933 (GU945535)	98
		Uncultured Xanthomonadales bacterium clone MFC63F02 (FJ823918)	98

Table 4.26: The sequencing results from 45°C

DGGE band	Phylogenetic affiliation	Closest relative (accession no.)	Similarity (%)
45-7	Betaproteobacteria	<i>Uncultured bacterium clone: PLLA-4 (AB596952)</i>	98
		<i>Comamonas sp. EB172 (EU847238)</i>	98
		<i>Comamonas terrigena strain: NBRC 12685 (AB680315)</i>	97
45-10	Betaproteobacteria	<i>Soil bacterium Peni-S1T-M1LLLSSL-3 (EU515501)</i>	98
	Gammaproteobacteria	<i>Silanimonas lenta strain L-bf-PMW-29.5 (FR774582)</i>	97
	Betaproteobacteria	<i>Burkholderia phytotfirmans isolate PSB48 (HQ242761)</i>	97
45-9	Gammaproteobacteria	<i>Uncultured bacterium clone CVMbac91 (JF922902)</i>	99
		<i>Silanimona slenta strain L-bf-PMW-29.5 (FR774582)</i>	99
	Betaproteobacteria	<i>Burkholderia multivorans strain 103104 (FJ932759)</i>	97
45-15	Betaproteobacteria	<i>Uncultured Burkholderia sp. clone AG12P</i>	92
		<i>Burkholderia sp. TSH27</i>	90
		<i>Burkholderia vietnamiensis</i>	89
45-20	Firmicutes	<i>Uncultured bacterium clone env_seq_267-3 (GQ983135)</i>	99
		<i>Uncultured Firmicutes bacterium clone BM70 (JN412195)</i>	96
		<i>Clostridium sp. 6-31 (FJ808611)</i>	96

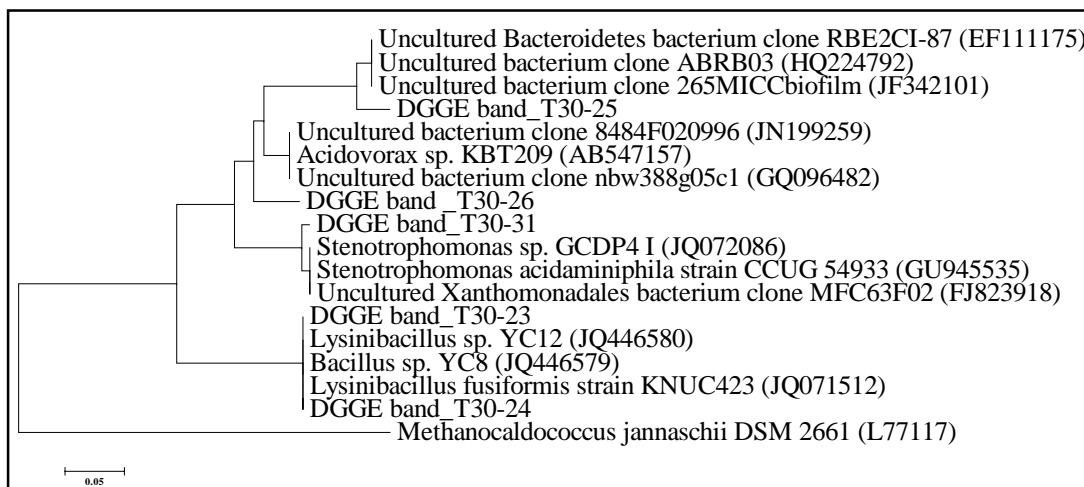


Figure 4.25: Phylogenetic tree recovered from sludge in anode chamber at 30°C

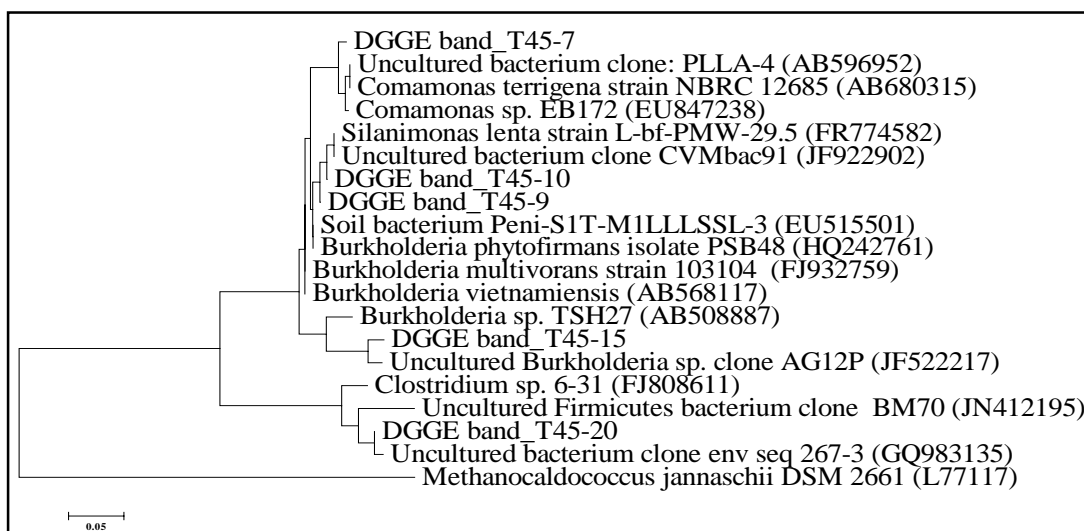


Figure 4.26: Phylogenetic tree recovered from sludge in anode chamber at 45°C

The Bacteroidetes mainly included several fermentative bacteria which were induced by the anaerobic environment. They were found in 30°C operation. We found new bacteria but could not define the specific species. Firmicutes was reported to be integral members of the MFC bacterial community, indicating their exocellular electron transfer. Some Gammaproteobacteria are methane oxidizers and sulfate-reducing bacteria. They were observed in the MFCs at both operating temperature. The Betaproteobacteria included

several groups of aerobic or facultative bacteria. That was possibly due to oxygen diffused into anode chamber, which might support aerobic facultative growth.

Comparison of the bacterial communities in the MFCs from this study and previous study is shown in Table 4.26.

Table 4.27: Comparison of the bacterial communities in the MFCs from this study and previous study

Substrate	Conditions	Phylogenetic affiliation	Reference
Cassava wastewater	pH = 7.0, 30°C, Single chamber	Firmicutes, Bacteroidetes, Betaproteobacteria, Gammaproteobacteria	This study
	pH = 7.0, 45°C, Single chamber MFC	Firmicutes, Betaproteobacteria Gammaproteobacteria	
Acetate	pH = 7.0, 28°C, Two chamber MFC	Betaproteobacteria, Alfacaproteobacteria Deltaproteobacteria, Bacteria	Chae, et.al., (2009)
Propionate		Gammaproteobacteria, Betaproteobacteria, Alfacaproteobacteria Deltaproteobacteria, Firmicutes	
Butyrate		Betaproteobacteria, Alfacaproteobacteria Deltaproteobacteria, Firmicutes	
Glucose		Betaproteobacteria, Deltaproteobacteria Firmicutes, Chlorobia, Actinobacteria Bacteria	
Chocolate industry	pH = 7.0, 28°C, Two chamber MFC	Betaproteobacteria, Proteobacteria Alfacaproteobacteria, Unclassified bacteria Nitrospora, Firmicutes, Spirochate Bacteroides, Gammaproteobacteria	Patil, et.al., (2009)
Glucose and indole wastewater	30°C, Single chamber MFC	<i>Enterobacter</i> sp., Uncultured <i>Geobacter</i> sp., Unculture bacterium, <i>Desulfovibrio</i> sp.	Luo, et.al., (2010)
Diesel wastewater	30°C, Two chamber MFC	<i>Citrobacter</i> sp., <i>Pseudomonas</i> sp., <i>Stenotrophomonas</i> sp., <i>Shewanella</i> sp. and <i>Alishewanella</i> sp.	Morris, et.al., (2009)
Acetate	30°C, Single chamber MFC	<i>Azospira</i> sp., <i>Acidovorax</i> sp., <i>Comamonas</i> sp.	Borole, et.al., (2009)

CHAPTER V

CONCLUSIONS

The results of the study and conclusions were list as the following;

1. Cassava wastewater can be treated effectively by a single microbial fuel cell at 30°C and 45°C temperature with COD removal efficiency of $91.44 \pm 0.72\%$ and $90.72 \pm 0.87\%$, respectively at the OLR of 0.56 kg-COD/m³-d and pH 7.0 both of temperatures operation.
2. The performance of COD removal decreased when increased the OLR. As the OLR of 6.25 kg-COD/m³-d, the COD removal was $73.67 \pm 2.99\%$ and $70.74 \pm 1.72\%$ % of temperature at 30°C and 45°C temperature respectively.
3. At pH 7.0, the average power density of 8.18 W/m³ and 7.19 W/m³ could be obtained at OLR of 0.56 kg-COD/m³-d and obtained from OLR of 6.25 kg-COD/m³-d was 28.66 W/m³ and 27.81 W/m³.
4. CE and internal resistance of cassava wastewater treatment by microbial fuel cell were increased when decreasing the OLR. The maximum CE achieved from OLR of 0.56 kg-COD/m³-d as 30.2 % and 28.5% at 30°C and 45°C respectively.
5. At the OLR of 0.56 kg-COD/m³-d, cassava wastewater could be treated effectively at 30°C and 45°C temperature with the maximum COD removal efficiency of $96.77 \pm 0.93\%$ and $95.93 \pm 1.44\%$ respectively at the pH of 7.5.
6. The performance of COD removal depended on the pH feed. As the pH of 5.0, the COD removal was $81.19 \pm 1.10\%$ and $77.21 \pm 1.42\%$ % of temperature at 30°C and 45°C temperature respectively.
7. At the OLR of 0.56 kg-COD/m³-d, the average power density of 30.30 W/m³ and 26.06 W/m³ could be obtained at pH of 8.5 at 30°C and 45°C temperature, respectively and obtained from pH of 6.5 was 4.44 W/m³ and 3.66 W/ m³ at 30°C and 45°C temperature, respectively.

8. CE and internal resistance of cassava wastewater treatment by microbial fuel cell were different with pH feed. The maximum of coulombic efficiency was obtained from pH 8.5 which was 52.9% at 30 °C and 50.6% at 45 °C.
9. The microbial communities in the anode of a single chamber microbial fuel cell under 30°C could be divided into four groups as Gammaproteobacteria, Betaprotobacteria, Bacteroidetes and Firmicutes.
10. Under 45°C operation, the microbial communities could be divided into three groups as Gammaproteobacteria, Betaprotobacteria and Firmicutes.
11. The microbial communities included several fermentative bacteria, exocellular electron-transfer, methane oxidizers, sulfate-reducing bacteria and groups of facultative bacteria.

Suggestions for the future works

1. To examine the continuous in feeding operation mode of cassava wastewater.
2. Improvement the others materials for cathode or anode to lower their cost.
3. Scaling up the microbial fuel cells.

REFERENCES

- Ahn, Y. and Logan, B. E. Effectiveness of domestic wastewater treatment using microbial fuel cells at ambient and mesophilic temperatures. Bioresource Technology 101(2010): 469-475.
- Altschul, S.F., Gish, W., Miller, W., Myers, E.W., and Lipman, D.J. Basic local alignment search tool., J. Mol. Biol. 215 (1990): 403-410.
- Antonopoulou, G., Stamatelatou, K., Bebelis, S. and Lyberatos, G. Electricity generation from synthetic substrates and cheese whey using a two chamber microbial fuel cell Biochemical Engineering Journal 50 (2010): 10–15.
- Bakhshian, S., Kariminia, H. R. and Roshandel, R. Bioelectricity generation enhancement in a dual chamber microbial fuel cell under cathodic enzyme catalyzed dye decolorization Bioresource Technology 102 (2011): 6761-6765.
- Behera, M. and Ghangrekar, M. M. Performance of microbial fuel cell in response to change in sludge loading rate at different anodic feed pH Bioresource Technology 100 (2009): 5114-5121.
- Behera, M., Murthy, S. S. R. and Ghangrekar, M. M. Effect of operating temperature on performance of microbial fuel cell Water Science and Technology 64 (2011): 917-922.
- Biffinger, J. C., et al. The utility of *Shewanella japonica* for microbial fuel cells. Bioresource Technology 102 (2011): 290-297.
- Borole, A. P., et al. Integrating engineering design improvements with exoelectrogen enrichment process to increase power output from microbial fuel cells. Journal of Power Sources 191 (2009): 520-527.
- Cha, J., Choi, S., Yu, H., Kim, H. and Kim, C. Directly applicable microbial fuel cells in aeration tank for wastewater treatment. Bioelectrochemistry 78 (2010): 72-79.
- Chae, K.-J., Choi, M.-J., Lee, J.-W., Kim, K.-Y. and Kim, I. S. Effect of different substrates on the performance, bacterial diversity and bacterial viability in microbial fuel cells Bioresource Technology 100 (2009): 3518–3525.

- Cercado-Quezada, B., Delia, M.-L. and Bergel, A. Testing various food-industry wastes for electricity production in microbial fuel cell. Bioresource Technology 101 (2010): 2748-2754.
- Cheng, S. and Logan, B. E. Ammonia treatment of carbon cloth anodes to enhance power generation of microbial fuel cells. Electrochemistry Communications 9 (2007): 492-496.
- Cheng, J., Zhu, X., Ni, J. and Borthwick, A. Palm oil mill effluent treatment using a two-stage microbial fuel cells system integrated with immobilized biological aerated filters. Bioresource Technology 101 (2010): 2729-2734.
- Cheng, S., Xing, D. and Logan, B. E. Electricity generation of single-chamber microbial fuel cells at low temperatures. Biosensors and Bioelectronics 26 (2011): 1913-1917.
- Deng, Q., Li, X., Zuo, J., Ling, A. and Logan, B. E. Power generation using an activated carbon fiber felt cathode in an upflow microbial fuel cell. Journal of Power Sources 195 (2010): 1130-1135.
- Erable, B., Etcheverry, L. and Bergel, A. Increased power from a two-chamber microbial fuel cell with a low-pH air-cathode compartment. Electrochemistry Communications 11 (2009): 619-622.
- Feng, Y., Wang, X., Logan, B. E. and Lee, H. Brewery wastewater treatment using air-cathode microbial fuel cells. Appl Microbiol Biotechnol 78 (2008): 873-880.
- Feng, Y., Lee, H., Wang, X., Liu, Y. and He, W. Continuous electricity generation by a graphite granule baffled air-cathode microbial fuel cell. Bioresource Technology 101 (2010): 632-638.
- Fuentes-Albarra'n, C., Razo, A. D., Juarez, K. and Alvarez-Gallegos, A. Influence of NaCl, Na₂SO₄ and O₂ on power generation from microbial fuel cells with non-catalyzed carbon electrodes and natural inocula. Solar Energy 86 (2012): 1099-1107.

- Gálvez, A., Greenman, J. and Ieropoulos, I. Landfill leachate treatment with microbial fuel cells; scale-up through plurality. Bioresource Technology 100 (2009): 5085–5091.
- Theera, G. Wastewater engineering biological treatment. Bangkok Thailand: Chulalongkorn University printing, 1996.
- Gil, G.-C., et al. Operational parameters affecting the performance of a mediator-less microbial fuel cell. Biosensors and Bioelectronics 18 (2003): 327-334.
- Graddy, C. P. L., Daigger, G. T. and Lim, H. C. Biological wastewater treatment. USA: Marcel Dekker Inc, 1999.
- Hou, B., Hu, Y. and Sun, J. Performance and microbial diversity of microbial fuel cells coupled with different cathode types during simultaneous azo dye decolorization and electricity generation. Bioresource Technology 111 (2012): 105–110.
- Heilmann, J. and Logan, B. E. Production of electricity from proteins using a microbial fuel cell. Water Environmental Research 5 (2006): 531-537.
- Jadhav, G. S. and Ghangrekar, M. M. Performance of microbial fuel cell subjected to variation in pH, temperature, external load and substrate concentration. Bioresource Technology 100 (2009): 717-723.
- Kaewkannetra, P., Chiwes, W. and Chiu, T. Y. Treatment of cassava mill wastewater and production of electricity through microbial fuel cell technology. Fuel 90 (2011): 2746–2750.
- Larrosa-Guerrero, A., et al. Effect of temperature on the performance of microbial fuel cells. Fuel 89 (2010): 3985–3994.
- Lee, C.-Y., Ho, K.-L., Lee, D.-J., Su, A. and Chang, J.-S. Electricity harvest from wastewaters using microbial fuel cell with sulfide as sole electron donor. International journal of hydrogen energy 37 (2012): 1-5.
- Lefebvre, O., Tan, Z., Kharkwal, S. and Ng, H. Y. Effect of increasing anodic NaCl concentration on microbial fuel cell performance. Bioresource Technology 112 (2012): 336–340.

- Li, J., Liu, G., Zhang, R., Luo, Y., Zhang, C. and Li, M. Electricity generation by two types of microbial fuel cells using nitrobenzene as the anodic or cathodic reactants. Bioresource Technology 101 (2010): 4013-4020.
- Li, Z., Zhang, X., Zeng, Y. and Lei, L. Electricity production by an overflow-type wetted-wall microbial fuel cell. Bioresource Technology 100 (2009): 2551-2555.
- Liu, H., Ramnarayanan, R. and Logan, B. E. Production of electricity during wastewater treatment using a single chamber microbial fuel cell. Environmental Science & Technology 38 (2004): 2281-2285.
- Logan, B. E. Microbial fuel cells. New Jersey USA: John Willey & Son, Inc, 2007.
- Lorenzo, M. D., Curtis, T. P., Head, I. M. and Scott, K. A single-chamber microbial fuel cell as a biosensor for wastewaters. water research 43 (2009): 3145-3154.
- Lu, N., Zhou, S.-G., Zhuang, L., Zhang, J.-T. and Nia, J.-R. Electricity generation from starch processing wastewater using microbial fuel cell technology. Biochemical Engineering Journal 43 (2009): 246-251.
- Luo, Y., Liu, G., Zhang, R. and Zhang, C. Power generation from furfural using the microbial fuel cell. Journal of Power Sources 195 (2010): 190-194.
- Martin, E., Savadogo, O., Guiot, S. R. and Tartakovskiy, B. The influence of operational conditions on the performance of a microbial fuel cell seeded with mesophilic anaerobic sludge. Biochemical Engineering Journal 51 (2010): 132-139.
- Min, B. and Angelidaki, I. Innovative microbial fuel cell for electricity production from anaerobic reactors. Journal of Power Sources 180 (2008): 641-647.
- Mohan, S. V., Raghavulu, S. V. and Sarma, P. N. Biochemical evaluation of bioelectricity production process from anaerobic wastewater treatment in a single chambered microbial fuel cell (MFC) employing glass wool membrane. Biosensors and Bioelectronics 23 (2008): 1326-1332.
- Mohan, S. V., Mohanakrishna, G. and Sarma, P. N. Composite vegetable waste as renewable resource for bioelectricity generation through non-catalyzed

- open-air cathode microbial fuel cell. Bioresource Technology 101 (2010): 970-976.
- Mohan, Y. and Das, D. Effect of ionic strength, cation exchanger and inoculum age on the performance of Microbial Fuel Cells. International Journal of Hydrogen Energy 34 (2009a): 7542-7546.
- Mohan, S. V., Srikanth, S. and Sarma, P. N. Non-catalyzed microbial fuel cell (MFC) with open air cathode for bioelectricity generation during acidogenic wastewater treatment. Bioelectrochemistry 75 (2009b): 130–135.
- Mohanakrishna, G., Mohan, S. K. and Mohan, S. V. Carbon based nanotubes and nanopowder as impregnated electrode structures for enhanced power generation: Evaluation with real field wastewater. Applied Energy 95 (2012): 31-37.
- Morris, J. M., Jin, S., Crimi, B. and Pruden, A. Microbial fuel cell in enhancing anaerobic biodegradation of diesel. Chemical Engineering Journal 146 (2009): 161-167.
- Nam, J.-Y., Kim, H.-W., Lim, K.-H. and Shin, H.-S. Effects of organic loading rates on the continuous electricity generation from fermented wastewater using a single-chamber microbial fuel cell. Bioresource Technology 101 (2010): 533-537.
- Natural Resources and Environment, Ministry. Pollution Control Department (PCD). Anaerobic wastewater treatment technology I. Bangkok Thailand, 2003.
- Övreas, L., L. Forney, F. L. Daae, and Torsvik, V. Distribution of bacterioplankton in meromictic lake Saelevannet, as determined by denaturing gradient gel electrophoresis of PCR-amplified gene fragments coding for 16S rRNA. Applied and Environmental Microbiology. 63 (1997): 3367-3373.
- Pant, D., Bogaert, G. V., Diels, L. and Vanbroekhoven, K. A review of the substrates used in microbial fuel cells (MFCs) for sustainable energy production. Bioresource Technology 101 (2010): 1533–1543.
- Patil, S.A., Surakasi, V. P., Koul, S., Ijmulwar, S. and Vivek, A., Electricity generation using chocolate industry wastewater and its treatment in activated sludge based

- microbial fuel cell and analysis of developed microbial community in the anode chamber. Bioresource Technology 100 (2009): 5132-5139.
- Patrick , D., Kiely, R. C., Douglas, F. C., Priscilla, A. S., John, M. R. and Logan, B.E. Anode microbial communities produced by changing from microbial fuel cell to microbial electrolysis cell operation using two different wastewaters. Bioresource Technology 102 (2011): 388-394.
- Raghavulu, S. V., Goud, R. K., Sarma, P. N. and Mohan, S. V. Saccharomyces cerevisiae as anodic biocatalyst for power generation in biofuel cell: Influence of redox condition and substrate load. Bioresource Technology 102 (2011): 2751-2757.
- Raghavulu, S. V., Mohan, S. V., Reddy, M. V., G. Mohanakrishna and Sarma, P. N. Behavior of single chambered mediatorless microbial fuel cell (MFC) at acidophilic, neutral and alkaline microenvironments during chemical wastewater treatment. International journal of hydrogen energy 34 (2009): 7547-7554.
- Reddy, M. V., Srikanth, S., Mohan, S. V. and Sarma, P. N. Phosphatase and dehydrogenase activities in anodic chamber of single chamber microbial fuel cell (MFC) at variable substrate loading conditions. Bioelectrochemistry 77 (2010): 125-132.
- Rezaei, F., Richard, T. L. and Logan, B. E. Analysis of chitin particle size on maximum power generation, power longevity and Coulombic efficiency in solid-substrate microbial fuel cells. Journal of Power Sources 192 (2009): 304-309.
- Rismani-Yazdi, H., Carver, S. M., Christy, A. D. and Tuovinen, O. H. Cathodic limitations in microbial fuel cells: An overview. Journal of Power Sources 180 (2008): 683-694.
- Rismani-Yazdi, H., Christy, A. D., Carver, S. M., Yu, Z., Dehority, B. A. and Tuovinen, O. H. Effect of external resistance on bacterial diversity and metabolism in

- cellulose-fed microbial fuel cells. Bioresource Technology 102 (2011): 278-283.
- Sammers, N. Fuel cell technology. Germany: Springer-Verlag London Limitation, 2006.
- Sharma, Y. and Li, B. The variation of power generation with organic substrates in single-chamber microbial fuel cells (SCMFCs). Bioresource Technology 101 (2010): 1844-1850.
- Speece, R. E. Anaerobic biotechnology for industrial wastewaters. Tennessee USA: Archae press, 1996.
- Sun, J., Hua, Y.-Y., Bi, Z. and Cao, Y.-Q. Simultaneous decolorization of azo dye and bioelectricity generation using a microfiltration membrane air-cathode single-chamber microbial fuel cell. Bioresource Technology 100 (2009): 3185-3192.
- Velasquez-Orta, S. B., Head, I. M., Curtis, T. P. and Scott, K. Factors affecting current production in microbial fuel cells using different industrial wastewaters. Bioresource Technology 102 (2011): 5105–5112.
- Wang, X., Feng, Y. J. and Lee, H. Electricity production from beer brewery wastewater using single chamber microbial fuel cell. Water Science & Technology 57 (2008): 1117-1121.
- Wei, L., Yuan, Z., Cui, M., Han, H. and Shen, J. Study on electricity-generation characteristic of two-chambered microbial fuel cell in continuous flow mode. International Journal of Hydrogen Energy 37 (2012): 1067-1073.
- Wen, Q., Wu, Y., Cao, D., Zhao, L. and Sun, Q. Electricity generation and modeling of microbial fuel cell from continuous beer brewery wastewater. Bioresource Technology 100 (2009): 4171–4175.
- Wen, Q., Wu, Y., Zhao, L. X., Sun, Q. and Kong, F. Y. Electricity generation and brewery wastewater treatment from sequential anode-cathode microbial fuel cell. J Zhejiang Univ Sci B 11 (2010): 87-93.

- Yan, H., Saito, T. and Regan, J. M. Nitrogen removal in a single-chamber microbial fuel cell with nitrifying biofilm enriched at the air cathode. water research 46 (2012): 2215-2224.
- Zhang, Y., Olias, L. G., Kongian, P. and Angelidaki, I. Submersible microbial fuel cell for electricity production from sewage sludge. Water Sci Technol 64 (2011): 50-55.
- Zhou, J., Bruns, M. A., and Tiedje, J. M. DNA recovery from soils of diverse composition. Applied and Environmental Microbiology. 62 (1996): 316-322.
- Zhuang, L., Zheng, Y., Zhou, S., Yuan, Y., Yuan, H. and Chen, Y. Scalable microbial fuel cell (MFC) stack for continuous real wastewater treatment. Bioresource Technology 106 (2012): 82-88.
- Zhuang, L., Zhou, S., Li, Y. and Yuan, Y. Enhanced performance of air-cathode two-chamber microbial fuel cells with high-pH anode and low-pH cathode. Bioresource Technology 101 (2010): 3514-3519.

Appendices

Appendix A

BASIC OF POWER GENERATION AND EXPERIMENTAL SET-UP

Power generation

A.1 Power calculation

The principle of calculation the power generated from MFC is the general power calculation as euation A.1

$$P = IE_{MFC} \dots \dots \dots (A.1)$$

Where P = Power generation from MFC (Watt)
 I = Current (Ampere)
 E_{MFC} = Circuit voltage (Volt)

The current is proporsion of external resistant as in equation A.2

$$I = \frac{E_{MFC}}{R_{ext}} \dots \dots \dots (A.2)$$

Where, I = Current (Ampere)
 E_{MFC} = Circuit voltage output from MFC (Volt)
 R_{ext} = External resistant (ohm)

Because the current generation from MFC is a few so the power can calculate by the circuit voltage as in equation A.3

$$P = \frac{E_{MFC}^2}{R_{ext}} \dots \dots \dots (A.3)$$

Where P = Power generation from MFC (Watt)
 E_{MFC} = Circuit voltage output from MFC (Volt)
 R_{ext} = External resistant (ohm)

Comparison the power generation from MFC considered into the surface area of anode electrode or volume of solubility in anode chamber. This concept is from the electron generated by substrate degradation by microorganism and the anode electrode is served as electron acceptor in redox reaction. So the comparison of power generation from MFC is as equation A.4 or A.5

$$P = \frac{E_{MFC}^2}{A_{An}R_{ext}} \dots\dots\dots(A.4)$$

$$P = \frac{E_{MFC}^2}{V_{An}R_{ext}} \dots\dots\dots(A.5)$$

- Where P = Power generation from MFC (Watt/m² or Watt/m³)
 E_{MFC} = Circuit voltage output from MFC (Volt)
 R_{ext} = External resistant (ohm)
 A_{An} = Surface area of anode electrode (m²)
 V_{An} = Volume of solubility in anode chamber (m³)

A.2 Calculation of internal resistant

The less of power generation from MFC is due to high internal resistant of MFC. The resistant of MFC is as the series of external resistant and internal resistant. So the power generation from MFC due to their internal resistant and external resistant is as equation A.6.

$$P = \frac{E_{MFC}^2}{R_{ext}+R_{int}} \dots\dots\dots(A.6)$$

- Where P = Power generation from MFC (Watt)
 E_{MFC} = Circuit voltage output from MFC (Volt)

$$R_{\text{ext}} = \text{External resistant (ohm)}$$

$$R_{\text{int}} = \text{Internal resistant (ohm)}$$

The power generation from MFC is the maximum when there are not connect to external resistant which call as open circuit (OCV). Calculation the maximum power generation from MFC is as in equation A.7

$$P_t = \frac{OCV^2}{R_{\text{ext}} + R_{\text{int}}} \dots\dots\dots(A.7)$$

Where P_t = Power generation from MFC (Watt)

OCV = Open circuit voltage (volt)

R_{ext} = External resistant (ohm)

R_{int} = Internal resistant (ohm)

The objective of MFC is focus on the maximum of power generation and determine by equation A.8

$$P_{\text{max}} = \frac{(OCV^2)(R_{\text{ext}})}{(R_{\text{ext}} + R_{\text{int}})^2} \dots\dots\dots(A.8)$$

Where P_{max} = The maximum power generation from MFC (watt)

OCV = Open circuit voltage (volt)

R_{ext} = External resistant (ohm)

R_{int} = Internal resistant (ohm)

A.3 Coulombic efficiency

Coulombic efficiency (CE) is the term of recovery of electron transferred in MFC system. The goal of MFC system is seek to axtract as much of electrons stored in the

biomass as possible as current and to recover as much energy as possible from the system. CE defined as the fraction of electron recovered as current versus that in the starting organic matter. The oxidation of a substrate occurs with the removal of electrons, with the moles of electron defined for each substrate base on writing out a half reactio and an ampere is defined as the transfer of 1 coulomb of charge per second. So CE can determine by equation A.9

$$C_E = \frac{(M_s) \int_0^{t_b} I dt}{(F)(b_{es})(V_{An})(\Delta C)} \dots\dots\dots (A.9)$$

- Where C_E = Coulombic efficiency (%)
 M_s = Molecular weight of substrate (g/mol)
 I = Output current (A = C/s)
 F = Faraday's constant (96,485 C/mol)
 V_{An} = Volume of solubility in anode chamber (m³)
 ΔC = Substrate reducing (g/m³)
 t_b = Time (s)
 b_{es} = Available electron transfered in substrate (mol)

From the equation A.9, if substrate is wastewater which defined as COD and operated in continuous mode, the CE is as equation A.10

$$C_E = \frac{8I}{(F)(Q)(\Delta COD)} \dots\dots\dots (A.10)$$

- Where I = Current (A = C/s)
 F = Faraday's constant (96,485 C/mol)
 Q = Flowrate of wastewater in anod chamber (m³/s)
 ΔCOD = COD removal (g/m³)
 8 = The fraction of M_s to b_{es} (In this condition, M_{O_2} =32 g/mol, b_{es} =4)

A.4 Efficiency of energy from MFC

Efficiency of energy from MFC is the fraction of power output versus the heat in wastewater as in equation A. 11

$$\eta_{MFC} = \frac{\int_0^{tb} E_{MFC} I dt}{(n_s)(\Delta H)} (100) \dots\dots\dots (A.11)$$

- Where η_{MFC} = Efficiency of energy (%)
 n_s = Amount of substrate added (mol)
 ΔH = The heat of combustion (J/mol)

From equation A.11, if the substrate is wastewater which is defined as COD and operate in continuous mode, so the efficiency of power from MFC is as equation A.12

$$\eta_{MFC} = \frac{(E)I}{(Q)(\Delta H)(\Delta COD)} \dots\dots\dots (A.12)$$

- Where I = Current (A = C/s)
E = Maximum circuit voltage (Volt)
Q = Flowrate of wastewater in anod chamber (m³/s)
 ΔCOD = COD removal (g/m³)
 ΔH = 14.7 (KJ/g COD)(Shizas and Bagley, 2004)

General of MFC system, there are efficiency of power as the range from 2% to 50% when easily biodegradable substrates are used and comparison to electric energy efficiency for thermal conversion of methane is less than 40% (Logan, 2006).

A.5 Polarization and power density curves.

The OCV measured for an MFC is the maximum voltage that can be obtained with the system, with the limitation imposed by the specific bacterial community and the obtained OCP of the cathode. For an MFC, as with any power source, the objective is to maximize power output and therefore to obtain the highest current density under condition of the maximum potential. The OCV is only achieved under the condition where there is infinite resistance.

A polarization curve is used to characterize current as a function of voltage. By changing the circuit external resistant, the new voltage is obtained, and hence a new different resistances on the circuit, measuring the voltage at each resistance. The current is calculated by fraction of circuit voltage versus external resistant or current density normalizing by an electrode surface area or volume of solubility in anode chamber. Then plot the voltage versus current to obtain the polarization curve. This curve show how well the MFC maintains a voltage as a fuction of current production and the maximum power from the polarization curve is devised for comparision of power output and internal resistant from MFC.

A.6 MFC internal resistance

There is a direct linear relationship between the voltage produced and current density, which can be express as equation A.13.

$$E_{emf} = OCV^* - IR_{int} \dots \dots \dots (A.13)$$

Where E_{emf}	=	The intrinsic maximum possible potential due to the chemical reactions at the anode and cathode (Volt)
OCV*	=	Opened circuit voltage of y-intercept of the equation A.13 (volt)
I	=	Current (Ampere)
R_{int}	=	Summation of internal resistant (Volt)

There are different methods to evaluate the internal resistance MFC as follow;

1. Polarization slope,
2. Power density peak,
3. Electrochemical impedance spectroscopy (EIS) using Nyquist plot
4. Current interrupt method

Polarization slope method

The slope of a plot of current versus measure voltage from equation A.13 is R_{int} . As long as the polarization curve is linear, the internal resistance is easily obtained over the region of interest from the slope from the polarization curve.

Power density peak method

As the equation of A.8, The maximum power occurs at the point of internal resistance equal to external resistance. Thus the internal resistance identify by noting the external resistance that produced the peak power output.

Electrochemical impedance spectroscopy method (EIS)

This method is preferred compared to the above two methods as the dynamic response of the system is measured and need to potentiostat with EIS software to obtain data. EIS is base on superimposing a sinusoidal signal with small amplitude on the applied potential of working electrode. By varying the frequency of the sinusoidal

signal over a wide range, detailed information can be obtained on the system by plotting the measure electrode impedance.

Current interrupt method (EIS)

The current interrupt method requires the use of a potentiostat, and accurate determination of the potential after interrupting the current requires a very fast recording of the potential. The MFC should be operated under steady conditions where there are no concentration losses. To apply the method, the electrical circuit is opened producing zero current and initial steep rises in voltage. This is followed by a slower and further increase of the potential which will eventually reach the OCV.

The ohmic losses are proportional to the current as in equation A.14.

$$E_{emf} = E^0 - (\sum OP_{An} + |\sum OP_{Cat}| + IR_{\Omega}) \dots\dots\dots(A.14)$$

Where E_{emf} = The intrinsic maximum possible potential due to the chemical reactions at the anode and cathode (Volt)

$\sum OP_{An}$ = The overpotential of the anode (Volt)

$|\sum OP_{Cat}|$ = The overpotential of the cathode (Volt)

IR_{Ω} = Ohmic losses (Volt)

When the current is interrupted the ohmic losses instantaneously disappear. This produces the steep rise in the potential that is proportional to R_{Ω} and the current that was produced before the interruption. The ohmic resistance is obtained using Ohm's law, as $R_{\Omega} = E_r/I$. The electrode over potential that occurred during current generation are evidenced by the additional slower increase of the potential as it approaches the OCV.

A.7 Experimental set up

This study was performed in a lab-scale experimental set-up at the faculty of Science and Engineering at Kasertsart Chalermprakait Sakon Nakhon province campus, Thailand. Most parameters were analyzed at Kasertsart Chalermprakait Sakon Nakhon province campus, and some were analyzed at the National Center for Genetic Engineering and Biotechnology (BIOTEC) Thailand. The wastewater was examined using the standard method for examining water and wastewater (APHA, 1998). The SCMFC and laboratory set-up are shown in Figure A.1.



Figure A.1: The experimental set-up

In July 2009, an SCMFC was set up and connected to the data logger and equipments. It was initially difficult to control leakage. The leakage occurred at the contact surface between the end of the acrylic tube and the cover at both sides (anode and cathode). When we cut the acrylic tube it was hard to smooth the cutting surface and that rough surface caused easy leakage. We solved this problem by using the O-ring to fit with its covers. The other problems were from anode electrode and the connection

wire. That anode was made from a carbon cloth which could float in the aqueous solution and sometimes it touched the cathode electrode which was installed at the opposite side, causing a short circuit (the voltage was show as 0 V). The connection wire was easily torn due to the corrosion by the wastewater. Figure A.2 (a), (b) and (c) show the first SCMFC, the anode with a connection wires and parts of SCMFC.




Figure A.2: The first SCMFC

(a) Configuration of the first SCMFC (b) anode electrode (c) parts of SCMFC

From April, 2011 to December, 2011, the new SCMFC was set up in a new experiment that amended the problems of the previous experiment. The reactor was

made from polyvinyl chloride of 3-inch diameter. The anode electrode was fixed by the aluminum screen which was easy for installation and connection (Figure A.3).



Figure A.3: New SCMFC

(a) Configuration of the new SCMFC (b) anode electrode (c) cathode electrode

Appendix B

DATAS FROM THE STUDY

DATA FROM THE STUDY

The result of part 1

COD in the effluent of Part 1

Hour	45°C					30°C				
	0.56 kg/m ³ -d	1.44 kg/m ³ -d	2.79 kg/m ³ -d	4.14 kg/m ³ -d	6.25 kg/m ³ -d	0.56 kg/m ³ -d	1.44 kg/m ³ -d	2.79 kg/m ³ -d	4.14 kg/m ³ -d	6.25 kg/m ³ -d
22	608	1,700	4,090	5,683	8,432	712	1,208	3,692	4,156	8,215
66	451	1,089	2,550	2,515	8,592	425	1,027	3,514	3,652	8,167
110	451	1,551	1,787	2,951	8,656	273	1,118	2,259	4,475	7,338
176	248	1,574	3,324	3,738	8,459	184	1,613	2,439	5,410	8,066
198	207	1,062	2,046	3,954	6,377	108	994	2,951	3,738	7,710
220	160	1,023	2,518	3,246	6,689	95	984	2,125	3,511	7,475
242	171	905	1,416	2,557	6,768	114	630	1,220	2,066	6,295
264	140	1,023	1,889	2,636	6,984	112	669	1,102	2,164	6,689
330	121	944	1,377	2,648	6,295	108	650	1,377	2,164	5,902
352	133	864	1,889	2,736	5,115	106	787	1,141	2,361	4,525
374	121	560	1,859	2,859	3,699	102	820	1,534	2,391	3,654
396	143	543	1,823	2,481	3,744	80	630	1,101	2,202	3,432
418	118	541	1,416	2,116	3,219	84	436	1,159	2,042	3,368
484	105	524	1,282	2,031	3,595	84	380	1,177	1,826	3,252
506	110	495	1,462	2,080	3,579	92	442	1,328	1,714	3,429
528	90	502	1,313	2,030	3,612	108	415	1,052	1,552	3,377
550	88	486	1,323	2,091	3,602	96	343	1,191	1,859	3,323
572	94	415	1,147	2,029	3,705	92	353	1,052	1,895	3,206
638	95	446	1,240	1,892	3,416	84	361	1,052	1,680	3,243
660	88	432	1,323	1,780	3,580	92	346	1,020	1,890	3,102
682	95	453	1,264	1,658	3,453	95	395	1,006	1,604	3,196
704	89	459	1,209	1,559	3,268	84	302	1,085	1,756	2,192
726	96	454	791	1,688	3,253	84	316	949	1,744	2,688
814	94	490	1,042	1,610	3,068	82	474	941	1,534	2,853
836	95	480	949	1,772	3,218	83	316	953	1,542	2,876

Note. 1. The unit of COD as mg/L

pH in the effluent of part 1

Hour	45 °C					30 °C				
	0.56 kg/m ³ -d	1.44 kg/m ³ -d	2.79 kg/m ³ -d	4.14 kg/m ³ -d	6.95 kg/m ³ -d	0.56 kg/m ³ -d	1.44 kg/m ³ -d	2.79 kg/m ³ -d	4.14 kg/m ³ -d	6.95 kg/m ³ -d
22	7.09	7.06	6.74	6.85	6.85	6.84	6.63	7.01	7.01	6.99
44		6.81	7.03	6.9	6.66		6.61	6.99	6.99	7.07
66		6.92	6.94	6.92	7.09		7.02	7.08	7.08	7.08
88	6.63	6.99	6.89	7.08	7.08	6.64	7.04	7.08	7.08	7.06
154	7.09	7.02	6.78	6.8	6.61	6.66	6.67	7.09	7.09	6.75
176	6.84	7.09	6.64	6.89	6.93	6.68	6.78	7.08	7.08	6.69
198		6.64	6.7	7.08	7.08		6.64	6.83	6.83	6.87
220		6.88	6.79	6.99	7.05		7.04	7.09	7.09	6.68
242	6.67	7.01	6.87	6.92	6.84	6.84	6.61	7.08	7.08	6.83
308	6.84	6.73	6.73	6.94	6.63	6.74	6.91	6.97	6.97	7.06
330	6.96	6.91	6.68	7.06	7.03	7.07	6.62	7.08	7.08	7.08
352		6.88	6.8	7.02	6.83		7.09	6.84	6.75	
374		7.03	6.84	6.93	6.66		6.88	6.83	6.83	6.82
396	6.83		6.68	7.04	7.04	6.84	7.09	7.01	7.01	6.62
462	6.78	7.09	6.89	6.96	6.73	6.68	6.64	6.88	6.88	6.89
484		7.04	6.71	6.89	6.94		6.75	6.94	6.94	6.83
506		7.04	6.64	6.76	6.93		6.93	6.94	6.94	6.86
528		7.02	6.98	6.65	7		6.77	7.02	7.02	6.89
550	6.89	6.96	6.75	7.04	6.93	6.68	6.68	6.94	6.94	7.02
616	6.87	7.05	6.86	7.09	7.06	6.85	7.07	7.09	7.09	6.85
638	6.76	6.91	6.83	6.93	6.85	6.87	6.78	7.09	7.09	6.99
660		6.94	6.98	7.07	6.87		6.98	7.06	7.06	6.75
682		6.87	6.84		7.04		7.04			6.85
792		6.9	6.73	6.97	6.97					7.05
814		7.08	6.63	7.02	7.09		6.83	6.99	6.99	6.86

Sulfate in the effluent of part 1

Hour	45 °C					30 °C				
	0.56 kg/m ³ -d	1.44 kg/m ³ -d	2.79 kg/m ³ -d	4.14 kg/m ³ -d	6.25 kg/m ³ -d	0.56 kg/m ³ -d	1.44 kg/m ³ -d	2.79 kg/m ³ -d	4.14 kg/m ³ -d	6.25 kg/m ³ -d
22	77	271	358	737	1,698	74	124	200	365	1,053
44		193	253	517	1,463		102	174	320	1,042
66		205	260	557	1,452		94	178	302	890
88	71	222	254	592	1,331	53	163	183	315	1,065
154	24	228	266	542	1,357	57	105	178	292	932
176	88	203	275	503	1,381	52	99	161	294	910
198		228	256	508	1,312		101	183	359	1,000
220		206	274	548	1,343		97	156	333	1,065
242	33	233	272	528	1,495	49	117	150	355	1,049
308	35	194	263	551	1,334	36	88	150	325	896
330	45	227	272	510	1,346	82	97	150	296	937
352		236	275	527	1,341		107	159	302	
374		220	276	570	1,460		114	163	311	1,075
396	68		270	513	1,435	61	94	195	321	1,037
462	57	229	253	564	1,407	44	118	172	319	1,015
484		195	284	558	1,396		99	189	292	890
506		240	255	561	1,414		116	161	373	869
528		223	270	542	1,391		123	173	329	1,009
550	82	225	294	547	1,351	98	118	163	346	1,074
616		209		550	1,498		111	169	372	918
638		203	287	550	1,488		111	168	341	871
660		197	281	519	1,402		120	155	310	1,047
682		222	277	512	1,440		142	170	364	997
792		204	277	561	1,438		116	188	335	1,050
814		200	287	566	1,440				308	

Note. 1. The unit of sulfate as mg/L

Alkalinity in the effluent of part 1

ថ្ងៃលេខ	45 °C					30 °C				
	0.56 kg/m ³ -d	1.44 kg/m ³ -d	2.79 kg/m ³ -d	4.14 kg/m ³ -d	6.25 kg/m ³ -d	0.56 kg/m ³ -d	1.44 kg/m ³ -d	2.79 kg/m ³ -d	4.14 kg/m ³ -d	6.25 kg/m ³ -d
22	180	1,885	3,000	3,160	6,300	180	1,850	3,000	3,010	2,850
44		1,527	2,000	2,360	2,880		1,100	1,580	2,340	2,000
66		1,760	2,460	1,990	2,780		1,680	2,090	2,980	1,660
88	250	1,380	1,260	1,740	2,620	180				
154	180					250				
176	180					250	1,700	1,460	2,340	3,240
198		980	1,780	1,940	1,660		1,820	1,560	1,920	2,660
220		1,180	1,660	2,420	2,660		1,740	1,580	2,000	4,020
242	250	1,480	2,640	3,260	2,620	180	1,100	1,880	2,160	3,920
308	160	1,460	2,880	3,340	2,780	200	860	1,580	2,880	3,000
330	250	1,060	1,980	2,020	3,300	240	1,260	1,420	2,200	1,460
352		980	1,520	1,900	2,240		1,760	1,340	1,660	
374		1,180	1,620	2,140	2,680		1,270	1,350	2,060	2,620
396	250					250				
462	180					240				
484										
506										
528										
550	180					120				
616										
638										
660		1,710	1,280	1,760	1,420		980	2,460	2,000	1,920
682		840	1,350		2,320		1,180		2,500	3,000
792		940	1,320	1,960	1,920				2,820	2,120
814		960	1,340	2,140	2,060			870		1,540

Note. 1. The unit of alkalinity as mg /L as CaCO₃

Conductivity in the effluent of part 1

အမှတ်	45 °C					30 °C				
	0.56 kg/m ³ -d	1.44 kg/m ³ -d	2.79 kg/m ³ -d	4.14 kg/m ³ -d	6.25 kg/m ³ -d	0.56 kg/m ³ -d	1.44 kg/m ³ -d	2.79 kg/m ³ -d	4.14 kg/m ³ -d	6.25 kg/m ³ -d
22	0.043	1.92	3.05	4.34	5.46	0.0409	1.87	3.75	4.73	5.88
44		1.6	3.25	4.41	5.35		1.95	3.2	4.22	5.31
66		1.58	3.63	3.94	4.9		1.43	3.5	3.99	5.88
88	0.03	1.49	3.92	3.81	4.96	0.035	1.61	3.78	3.86	5.79
154	0.056	1.85	3.44	3.97	5.99	0.04	1.31	3.3	3.99	5.86
176	0.052	1.46	3.34	4.18	5.25	0.051	1.42	3.8	3.81	5.72
198		1.89	3.4	4.49	5.66		1.75	3.78	4.34	5.91
220		1.94	3.36	4.54	5.81		1.77	3.82	4.44	5.85
242	0.04	1.3	3.45	4.86	5.79	0.04	1.8	3.4	3.95	5.52
308	0.045	1.13	3.69	4.2	5.58	0.055	1.54	3.78	4.35	5.83
330	0.054	1.94	3.62	4.49	5.87	0.04	1.84	3.31	4.88	5.87
352		1.69	3.43	4.33	5.11		1.75	3.71	4.58	5.58
374		1.61	4.09	4.5	5.13		1.59	3.8	4.39	5.51
396	0.048	1.71	3.71	3.59	5.83	0.058	1.91	3.77	4.28	5.92
462	0.048	2.07	3.47	3.95	5.73	0.059	1.71	3.75	4.8	5.27
484		1.94	3.49	3.89	5.58		1.72	4	4.57	5.62
506		1.84	3.46	4.69	5.56		1.58	3.76	4.45	5.87
528		1.84	3.49	4.9	5.55		1.69	3.2	4.73	5.92
550	0.049	1.67	3.95	4.53	5.62	0.052	1.88	3.75	4.26	5.42
616		1.69	4.09	4.56	5.24	0.045	1.67	3.75	4.14	5.26
638		1.6	3.04	4.05	5.67	0.045	1.6	3.6	4.09	5.81
660		1.64	3.97	4.04	5.74		1.58	3.65	3.88	5.77
682		1.82	3.91		5.98		1.39		4.82	5.82
792		1.7	3.28	4.22	5.79				4.18	5.56
814		1.95	3.8	4.1			1.6			

Note. 1. The unit of conductivity as mS/cm

The circuit voltage (V) from of the experiment of part 1

t (h)	45°C					30°C				
	6.25 kg/m ³ -d	4.14 kg/m ³ -d	2.79 kg/m ³ -d	1.44 kg/m ³ -d	0.56 kg/m ³ -d	6.25 kg/m ³ -d	4.14 kg/m ³ -d	2.79 kg/m ³ -d	1.44 kg/m ³ -d	0.56 kg/m ³ -d
0.00	0.432	0.143	0.366	0.445	0.362	0.510	0.309	0.239	0.298	0.242
0.50	0.583	0.150	0.340	0.445	0.367	0.390	0.416	0.262	0.289	0.283
1.53	0.596	0.186	0.357	0.445	0.371	0.380	0.502	0.279	0.289	0.283
2.03	0.633	0.188	0.382	0.445	0.348	0.394	0.521	0.298	0.297	0.282
2.53	0.649	0.231	0.400	0.445	0.359	0.406	0.590	0.310	0.307	0.284
3.03	0.664	0.242	0.403	0.445	0.407	0.449	0.638	0.308	0.320	0.287
3.53	0.664	0.243	0.422	0.445	0.367	0.469	0.624	0.315	0.330	0.288
4.03	0.664	0.210	0.407	0.445	0.362	0.468	0.624	0.331	0.337	0.241
4.53	0.664	0.241	0.417	0.445	0.362	0.440	0.602	0.334	0.343	0.289
5.03	0.664	0.271	0.412	0.445	0.347	0.461	0.623	0.348	0.343	0.242
5.53	0.664	0.243	0.411	0.445	0.376	0.498	0.600	0.344	0.343	0.254
6.03	0.664	0.256	0.411	0.445	0.367	0.561	0.634	0.346	0.350	0.277
6.53	0.664	0.287	0.408	0.445	0.353	0.615	0.617	0.351	0.353	0.278
7.03	0.664	0.256	0.406	0.445	0.350	0.623	0.639	0.357	0.351	0.276
7.53	0.664	0.240	0.410	0.445	0.355	0.659	0.606	0.364	0.350	0.273
8.03	0.664	0.238	0.400	0.445	0.309	0.684	0.617	0.383	0.353	0.273
8.53	0.664	0.218	0.396	0.445	0.289	0.678	0.624	0.367	0.354	0.275
9.03	0.664	0.215	0.395	0.445	0.313	0.684	0.612	0.369	0.362	0.276
9.53	0.664	0.206	0.405	0.445	0.285	0.677	0.625	0.368	0.358	0.276
10.03	0.664	0.203	0.400	0.445	0.257	0.677	0.601	0.381	0.324	0.272
10.53	0.664	0.175	0.399	0.445	0.362	0.677	0.599	0.404	0.323	0.276
11.03	0.664	0.194	0.397	0.445	0.328	0.677	0.633	0.408	0.324	0.269
11.53	0.664	0.121	0.401	0.445	0.266	0.677	0.624	0.409	0.328	0.269
12.03	0.664	0.176	0.394	0.445	0.305	0.677	0.629	0.407	0.327	0.268
12.53	0.664	0.189	0.389	0.445	0.317	0.677	0.614	0.411	0.325	0.270
13.03	0.664	0.187	0.393	0.445	0.305	0.677	0.625	0.421	0.327	0.268
13.53	0.664	0.208	0.382	0.445	0.314	0.677	0.627	0.426	0.329	0.269
14.03	0.664	0.235	0.382	0.486	0.295	0.677	0.641	0.427	0.327	0.268
14.53	0.664	0.266	0.378	0.486	0.292	0.677	0.642	0.421	0.328	0.269
15.03	0.664	0.234	0.390	0.485	0.266	0.677	0.632	0.425	0.330	0.269
15.53	0.664	0.226	0.388	0.485	0.296	0.677	0.645	0.433	0.330	0.269
16.03	0.664	0.219	0.392	0.485	0.269	0.677	0.650	0.443	0.330	0.271

t (h)	45°C					30°C				
	6.25 kg/m ³ -d	4.14 kg/m ³ -d	2.79 kg/m ³ -d	1.44 kg/m ³ -d	0.56 kg/m ³ -d	6.25 kg/m ³ -d	4.14 kg/m ³ -d	2.79 kg/m ³ -d	1.44 kg/m ³ -d	0.56 kg/m ³ -d
16.53	0.664	0.205	0.393	0.485	0.266	0.677	0.644	0.440	0.332	0.267
17.03	0.651	0.185	0.350	0.485	0.280	0.604	0.564	0.236	0.153	0.218
18.47	0.667	0.206	0.482	0.487	0.266	0.647	0.632	0.298	0.281	0.269
19.17	0.667	0.261	0.554	0.485	0.266	0.644	0.631	0.319	0.295	0.270
19.67	0.667	0.272	0.586	0.485	0.266	0.678	0.652	0.334	0.288	0.267
20.17	0.667	0.254	0.608	0.485	0.266	0.683	0.644	0.341	0.313	0.267
20.67	0.667	0.289	0.591	0.485	0.266	0.678	0.648	0.347	0.318	0.267
21.17	0.667	0.287	0.587	0.485	0.266	0.680	0.636	0.345	0.308	0.270
21.67	0.667	0.279	0.593	0.485	0.323	0.676	0.647	0.361	0.314	0.270
22.17	0.667	0.259	0.598	0.485	0.318	0.677	0.656	0.361	0.307	0.269
22.67	0.667	0.280	0.607	0.485	0.322	0.677	0.650	0.357	0.302	0.267
23.17	0.667	0.298	0.601	0.485	0.306	0.677	0.641	0.363	0.311	0.268
23.67	0.667	0.338	0.605	0.485	0.298	0.677	0.631	0.369	0.317	0.257
24.17	0.667	0.340	0.603	0.485	0.266	0.677	0.637	0.365	0.322	0.266
24.67	0.667	0.351	0.606	0.485	0.280	0.677	0.640	0.363	0.326	0.267
25.17	0.667	0.353	0.593	0.484	0.266	0.677	0.654	0.368	0.324	0.267
25.67	0.667	0.349	0.599	0.484	0.266	0.677	0.655	0.363	0.333	0.267
26.17	0.667	0.334	0.593	0.484	0.358	0.677	0.648	0.358	0.336	0.266
26.67	0.667	0.316	0.599	0.484	0.300	0.677	0.643	0.359	0.330	0.266
27.17	0.667	0.333	0.591	0.484	0.266	0.677	0.644	0.362	0.330	0.264
27.67	0.667	0.314	0.592	0.484	0.284	0.677	0.636	0.369	0.332	0.265
28.17	0.667	0.314	0.586	0.525	0.290	0.677	0.633	0.374	0.344	0.265
28.67	0.667	0.318	0.594	0.484	0.279	0.677	0.634	0.374	0.349	0.265
29.17	0.667	0.325	0.589	0.525	0.387	0.677	0.634	0.375	0.347	0.262
29.67	0.667	0.346	0.589	0.484	0.281	0.677	0.625	0.372	0.355	0.264
30.17	0.667	0.343	0.589	0.484	0.290	0.677	0.616	0.375	0.354	0.264
30.67	0.662	0.346	0.574	0.484	0.266	0.677	0.613	0.375	0.355	0.265
31.17	0.659	0.356	0.570	0.484	0.266	0.677	0.616	0.374	0.356	0.264
31.67	0.653	0.359	0.577	0.484	0.266	0.677	0.619	0.375	0.360	0.265
32.17	0.657	0.363	0.566	0.484	0.266	0.677	0.625	0.379	0.360	0.265
32.67	0.650	0.353	0.554	0.484	0.266	0.677	0.628	0.377	0.361	0.264
33.17	0.647	0.348	0.554	0.484	0.266	0.677	0.624	0.385	0.365	0.265
33.67	0.651	0.353	0.563	0.525	0.266	0.677	0.632	0.387	0.357	0.263

t (h)	45°C					30°C				
	6.25 kg/m ³ -d	4.14 kg/m ³ -d	2.79 kg/m ³ -d	1.44 kg/m ³ -d	0.56 kg/m ³ -d	6.25 kg/m ³ -d	4.14 kg/m ³ -d	2.79 kg/m ³ -d	1.44 kg/m ³ -d	0.56 kg/m ³ -d
34.17	0.668	0.335	0.562	0.525	0.266	0.677	0.617	0.379	0.361	0.250
34.67	0.655	0.345	0.560	0.525	0.266	0.677	0.615	0.386	0.371	0.250
35.17	0.658	0.354	0.558	0.525	0.266	0.677	0.611	0.383	0.367	0.253
35.67	0.658	0.376	0.550	0.484	0.220	0.677	0.601	0.383	0.366	0.251
36.17	0.647	0.365	0.538	0.484	0.263	0.677	0.602	0.386	0.366	0.218
36.67	0.654	0.357	0.532	0.525	0.240	0.677	0.592	0.383	0.365	0.251
37.17	0.653	0.361	0.536	0.484	0.213	0.677	0.604	0.381	0.372	0.253
37.67	0.655	0.372	0.532	0.525	0.301	0.677	0.605	0.385	0.369	0.252
38.17	0.656	0.361	0.539	0.484	0.289	0.677	0.596	0.379	0.366	0.251
38.67	0.647	0.354	0.523	0.525	0.301	0.677	0.593	0.375	0.365	0.254
39.17	0.632	0.342	0.521	0.484	0.275	0.677	0.587	0.380	0.365	0.252
39.67	0.655	0.354	0.507	0.484	0.278	0.677	0.596	0.383	0.367	0.253
40.17	0.633	0.371	0.506	0.484	0.281	0.677	0.576	0.385	0.364	0.253
40.67	0.651	0.377	0.506	0.484	0.301	0.677	0.564	0.387	0.368	0.253
41.17	0.626	0.397	0.494	0.484	0.290	0.677	0.570	0.381	0.235	0.252
41.67	0.510	0.488	0.380	0.404	0.271	0.520	0.449	0.328	0.446	0.252
43.65	0.520	0.495	0.398	0.404	0.263	0.618	0.536	0.336	0.447	0.251
44.15	0.519	0.504	0.404	0.444	0.282	0.527	0.631	0.329	0.444	0.267
44.65	0.536	0.496	0.417	0.484	0.288	0.529	0.625	0.334	0.445	0.262
45.15	0.541	0.498	0.421	0.484	0.296	0.534	0.643	0.326	0.450	0.262
45.65	0.532	0.499	0.430	0.484	0.295	0.655	0.640	0.330	0.453	0.304
46.15	0.526	0.516	0.440	0.484	0.297	0.658	0.642	0.327	0.454	0.306
46.65	0.511	0.499	0.438	0.484	0.282	0.670	0.639	0.332	0.456	0.305
47.15	0.518	0.499	0.446	0.484	0.300	0.671	0.641	0.335	0.453	0.307
47.65	0.518	0.504	0.443	0.484	0.288	0.666	0.640	0.336	0.454	0.303
48.15	0.518	0.540	0.448	0.484	0.304	0.670	0.641	0.336	0.459	0.301
48.65	0.525	0.520	0.460	0.484	0.266	0.571	0.643	0.337	0.462	0.299
49.15	0.537	0.530	0.453	0.484	0.312	0.666	0.639	0.340	0.465	0.298
49.65	0.556	0.537	0.456	0.484	0.278	0.576	0.592	0.344	0.459	0.300
50.15	0.552	0.536	0.459	0.484	0.290	0.603	0.598	0.340	0.456	0.298
50.65	0.566	0.549	0.460	0.525	0.297	0.606	0.593	0.336	0.453	0.298
51.15	0.561	0.555	0.455	0.525	0.266	0.600	0.594	0.338	0.456	0.302
51.65	0.544	0.554	0.447	0.525	0.275	0.612	0.601	0.339	0.450	0.304

t (h)	45°C					30°C				
	6.25 kg/m ³ -d	4.14 kg/m ³ -d	2.79 kg/m ³ -d	1.44 kg/m ³ -d	0.56 kg/m ³ -d	6.25 kg/m ³ -d	4.14 kg/m ³ -d	2.79 kg/m ³ -d	1.44 kg/m ³ -d	0.56 kg/m ³ -d
52.15	0.538	0.556	0.442	0.525	0.294	0.615	0.599	0.334	0.456	0.300
52.65	0.547	0.553	0.432	0.444	0.273	0.612	0.591	0.336	0.453	0.304
53.15	0.562	0.535	0.434	0.444	0.278	0.669	0.593	0.337	0.453	0.304
53.65	0.538	0.549	0.440	0.444	0.270	0.666	0.587	0.337	0.455	0.305
54.15	0.532	0.563	0.453	0.444	0.266	0.668	0.585	0.339	0.457	0.308
54.65	0.534	0.565	0.449	0.444	0.275	0.664	0.593	0.338	0.456	0.307
55.15	0.528	0.568	0.454	0.444	0.290	0.653	0.597	0.338	0.454	0.307
55.65	0.534	0.580	0.454	0.444	0.283	0.657	0.597	0.343	0.458	0.309
56.15	0.544	0.576	0.451	0.444	0.277	0.658	0.562	0.342	0.459	0.309
56.65	0.547	0.582	0.448	0.444	0.278	0.657	0.569	0.343	0.460	0.308
57.15	0.540	0.574	0.446	0.444	0.296	0.659	0.583	0.339	0.463	0.306
57.65	0.545	0.576	0.448	0.484	0.269	0.661	0.536	0.340	0.464	0.308
58.15	0.539	0.584	0.448	0.484	0.269	0.661	0.563	0.340	0.461	0.305
58.65	0.532	0.582	0.441	0.484	0.282	0.655	0.515	0.342	0.467	0.309
59.15	0.531	0.585	0.437	0.484	0.268	0.653	0.577	0.343	0.465	0.309
59.65	0.521	0.584	0.437	0.444	0.227	0.657	0.588	0.342	0.461	0.300
60.15	0.523	0.609	0.432	0.484	0.219	0.646	0.591	0.334	0.466	0.297
60.65	0.537	0.593	0.433	0.444	0.218	0.644	0.587	0.339	0.463	0.300
61.15	0.532	0.613	0.440	0.484	0.272	0.643	0.586	0.335	0.465	0.302
61.65	0.535	0.610	0.433	0.484	0.281	0.645	0.586	0.339	0.466	0.306
62.15	0.545	0.621	0.420	0.484	0.286	0.641	0.565	0.339	0.473	0.307
62.65	0.531	0.616	0.414	0.484	0.290	0.534	0.486	0.337	0.476	0.308
63.15	0.534	0.624	0.416	0.484	0.292	0.533	0.527	0.336	0.477	0.309
63.65	0.521	0.611	0.409	0.484	0.294	0.522	0.558	0.333	0.474	0.309
64.15	0.529	0.621	0.407	0.444	0.295	0.523	0.551	0.334	0.474	0.309
64.65	0.506	0.633	0.408	0.484	0.296	0.523	0.580	0.332	0.474	0.309
65.15	0.504	0.621	0.405	0.484	0.295	0.514	0.573	0.331	0.476	0.309
65.65	0.415	0.468	0.350	0.404	0.190	0.407	0.524	0.271	0.367	0.261
67.65	0.423	0.468	0.350	0.404	0.244	0.493	0.556	0.270	0.366	0.262
68.15	0.407	0.497	0.373	0.444	0.244	0.492	0.519	0.297	0.409	0.261
68.65	0.413	0.506	0.368	0.444	0.244	0.495	0.553	0.290	0.405	0.309
69.15	0.460	0.575	0.404	0.484	0.298	0.487	0.589	0.300	0.452	0.309
69.65	0.470	0.606	0.424	0.484	0.298	0.487	0.590	0.307	0.453	0.311

t (h)	45°C					30°C				
	6.25 kg/m ³ -d	4.14 kg/m ³ -d	2.79 kg/m ³ -d	1.44 kg/m ³ -d	0.56 kg/m ³ -d	6.25 kg/m ³ -d	4.14 kg/m ³ -d	2.79 kg/m ³ -d	1.44 kg/m ³ -d	0.56 kg/m ³ -d
70.15	0.471	0.592	0.422	0.484	0.298	0.491	0.591	0.329	0.491	0.310
70.65	0.488	0.593	0.421	0.484	0.298	0.494	0.596	0.326	0.490	0.311
71.15	0.481	0.580	0.422	0.484	0.299	0.491	0.601	0.326	0.494	0.310
71.65	0.488	0.564	0.430	0.484	0.299	0.486	0.599	0.333	0.494	0.311
72.15	0.482	0.558	0.430	0.484	0.299	0.483	0.596	0.336	0.492	0.311
72.65	0.493	0.555	0.434	0.484	0.299	0.476	0.595	0.340	0.491	0.311
73.15	0.495	0.566	0.413	0.484	0.299	0.483	0.600	0.336	0.494	0.311
73.65	0.490	0.549	0.417	0.484	0.299	0.486	0.596	0.332	0.495	0.311
74.15	0.485	0.549	0.406	0.484	0.299	0.477	0.588	0.335	0.498	0.311
74.65	0.487	0.539	0.420	0.485	0.299	0.531	0.582	0.331	0.498	0.311
75.15	0.497	0.530	0.416	0.485	0.299	0.498	0.587	0.329	0.496	0.311
75.65	0.505	0.540	0.425	0.485	0.299	0.496	0.589	0.333	0.498	0.311
76.15	0.503	0.542	0.428	0.485	0.299	0.499	0.586	0.332	0.500	0.310
76.65	0.514	0.542	0.429	0.485	0.299	0.486	0.585	0.329	0.506	0.311
77.15	0.498	0.547	0.419	0.485	0.299	0.454	0.583	0.325	0.507	0.311
77.65	0.486	0.534	0.424	0.485	0.299	0.453	0.584	0.326	0.505	0.310
78.15	0.467	0.535	0.429	0.485	0.286	0.458	0.577	0.327	0.500	0.310
78.65	0.471	0.537	0.426	0.485	0.284	0.451	0.577	0.334	0.503	0.310
79.15	0.468	0.528	0.416	0.485	0.285	0.448	0.590	0.329	0.507	0.310
79.65	0.468	0.523	0.414	0.485	0.285	0.448	0.582	0.330	0.503	0.310
80.15	0.466	0.539	0.415	0.485	0.286	0.448	0.585	0.327	0.505	0.311
80.65	0.465	0.538	0.423	0.485	0.287	0.450	0.582	0.323	0.509	0.310
81.15	0.475	0.544	0.418	0.486	0.287	0.439	0.581	0.329	0.508	0.310
81.65	0.462	0.541	0.418	0.486	0.289	0.435	0.593	0.323	0.509	0.310
82.15	0.458	0.535	0.423	0.486	0.278	0.427	0.585	0.327	0.508	0.290
82.65	0.488	0.537	0.415	0.484	0.223	0.437	0.591	0.328	0.509	0.290
83.15	0.468	0.544	0.414	0.484	0.222	0.441	0.590	0.332	0.511	0.313
83.65	0.466	0.549	0.415	0.484	0.280	0.438	0.589	0.330	0.515	0.290
84.15	0.477	0.556	0.422	0.484	0.285	0.440	0.595	0.330	0.513	0.290
84.65	0.489	0.551	0.421	0.484	0.291	0.435	0.592	0.328	0.514	0.290
85.15	0.488	0.565	0.423	0.484	0.293	0.429	0.602	0.330	0.516	0.290
85.65	0.484	0.544	0.421	0.484	0.293	0.421	0.608	0.326	0.520	0.290
86.15	0.479	0.558	0.425	0.484	0.293	0.433	0.609	0.320	0.524	0.291

t (h)	45°C					30°C				
	6.25 kg/m ³ -d	4.14 kg/m ³ -d	2.79 kg/m ³ -d	1.44 kg/m ³ -d	0.56 kg/m ³ -d	6.25 kg/m ³ -d	4.14 kg/m ³ -d	2.79 kg/m ³ -d	1.44 kg/m ³ -d	0.56 kg/m ³ -d
86.65	0.494	0.525	0.431	0.484	0.293	0.422	0.608	0.320	0.518	0.291
87.15	0.504	0.522	0.429	0.484	0.295	0.423	0.598	0.320	0.523	0.291
87.65	0.506	0.524	0.427	0.484	0.295	0.428	0.598	0.320	0.524	0.291
88.15	0.510	0.521	0.425	0.484	0.296	0.427	0.594	0.322	0.524	0.291
88.65	0.513	0.520	0.423	0.484	0.296	0.422	0.596	0.324	0.524	0.291
89.15	0.510	0.513	0.422	0.484	0.297	0.418	0.590	0.325	0.524	0.291
89.65	0.498	0.421	0.315	0.363	0.184	0.352	0.453	0.324	0.366	0.243
91.65	0.496	0.390	0.341	0.363	0.185	0.357	0.475	0.355	0.408	0.243
92.15	0.494	0.458	0.378	0.404	0.185	0.382	0.484	0.354	0.448	0.243
92.65	0.477	0.472	0.410	0.404	0.239	0.384	0.507	0.263	0.488	0.243
93.15	0.479	0.483	0.434	0.444	0.239	0.378	0.515	0.292	0.489	0.243
93.65	0.478	0.517	0.441	0.484	0.292	0.402	0.515	0.319	0.490	0.291
94.15	0.471	0.552	0.441	0.484	0.292	0.405	0.571	0.325	0.531	0.291
94.65	0.475	0.559	0.442	0.484	0.291	0.400	0.564	0.317	0.532	0.311
95.15	0.468	0.537	0.442	0.484	0.291	0.405	0.571	0.321	0.532	0.311
95.65	0.485	0.541	0.430	0.484	0.291	0.397	0.577	0.321	0.532	0.311
96.15	0.499	0.543	0.429	0.484	0.290	0.400	0.579	0.318	0.536	0.311
96.65	0.498	0.552	0.441	0.484	0.291	0.412	0.576	0.307	0.539	0.311
97.15	0.489	0.560	0.443	0.525	0.291	0.412	0.572	0.305	0.541	0.311
97.65	0.502	0.562	0.443	0.525	0.291	0.410	0.565	0.302	0.541	0.311
98.15	0.501	0.554	0.439	0.525	0.292	0.411	0.573	0.300	0.540	0.311
98.65	0.508	0.544	0.434	0.525	0.291	0.406	0.570	0.295	0.539	0.311
99.15	0.507	0.551	0.435	0.484	0.291	0.405	0.570	0.295	0.537	0.311
99.65	0.504	0.561	0.426	0.484	0.292	0.398	0.565	0.301	0.538	0.311
100.15	0.509	0.552	0.427	0.525	0.292	0.398	0.561	0.306	0.538	0.311
100.65	0.518	0.539	0.416	0.525	0.292	0.391	0.553	0.304	0.538	0.311
101.15	0.513	0.566	0.422	0.484	0.293	0.381	0.555	0.306	0.539	0.311
101.65	0.506	0.567	0.418	0.484	0.293	0.390	0.545	0.310	0.541	0.311
102.15	0.494	0.576	0.420	0.525	0.293	0.388	0.534	0.305	0.540	0.311
102.65	0.492	0.591	0.416	0.525	0.293	0.379	0.530	0.308	0.541	0.311
103.15	0.494	0.597	0.423	0.484	0.293	0.390	0.541	0.304	0.544	0.311
103.65	0.484	0.593	0.423	0.484	0.294	0.391	0.535	0.305	0.546	0.311
104.15	0.480	0.588	0.418	0.484	0.294	0.392	0.539	0.309	0.547	0.311

t (h)	45°C					30°C				
	6.25 kg/m ³ -d	4.14 kg/m ³ -d	2.79 kg/m ³ -d	1.44 kg/m ³ -d	0.56 kg/m ³ -d	6.25 kg/m ³ -d	4.14 kg/m ³ -d	2.79 kg/m ³ -d	1.44 kg/m ³ -d	0.56 kg/m ³ -d
104.65	0.413	0.361	0.288	0.364	0.188	0.535	0.425	0.376	0.476	0.244
118.95	0.460	0.374	0.312	0.393	0.182	0.537	0.476	0.416	0.479	0.243
119.45	0.496	0.323	0.308	0.377	0.222	0.578	0.530	0.435	0.482	0.245
119.95	0.651	0.376	0.323	0.435	0.225	0.623	0.580	0.445	0.487	0.292
120.45	0.655	0.382	0.328	0.453	0.286	0.638	0.591	0.456	0.487	0.341
120.95	0.643	0.371	0.335	0.471	0.291	0.655	0.598	0.455	0.489	0.341
121.45	0.644	0.396	0.347	0.450	0.295	0.649	0.612	0.468	0.486	0.341
121.95	0.655	0.416	0.367	0.442	0.297	0.647	0.624	0.489	0.492	0.342
122.45	0.651	0.431	0.387	0.457	0.298	0.649	0.618	0.479	0.493	0.342
122.95	0.656	0.426	0.379	0.451	0.299	0.666	0.621	0.486	0.491	0.342
123.45	0.651	0.431	0.390	0.431	0.300	0.670	0.620	0.498	0.490	0.343
123.95	0.653	0.400	0.389	0.405	0.301	0.665	0.625	0.475	0.494	0.343
124.45	0.656	0.426	0.394	0.412	0.302	0.666	0.622	0.475	0.494	0.343
124.95	0.655	0.414	0.392	0.403	0.303	0.504	0.617	0.463	0.492	0.344
125.45	0.654	0.427	0.395	0.418	0.303	0.514	0.621	0.461	0.491	0.344
125.95	0.654	0.434	0.397	0.402	0.303	0.511	0.321	0.438	0.494	0.343
126.45	0.655	0.425	0.413	0.408	0.303	0.511	0.330	0.441	0.495	0.344
126.95	0.654	0.424	0.409	0.427	0.304	0.524	0.323	0.409	0.498	0.344
127.45	0.655	0.420	0.399	0.462	0.305	0.516	0.328	0.428	0.498	0.344
127.95	0.669	0.444	0.400	0.468	0.305	0.510	0.331	0.428	0.496	0.344
128.45	0.645	0.417	0.397	0.473	0.306	0.531	0.323	0.444	0.498	0.344
128.95	0.654	0.431	0.407	0.460	0.305	0.513	0.325	0.444	0.500	0.345
129.45	0.652	0.411	0.404	0.470	0.306	0.518	0.323	0.469	0.506	0.345
129.95	0.653	0.411	0.405	0.466	0.306	0.522	0.322	0.508	0.507	0.346
130.45	0.655	0.416	0.401	0.447	0.306	0.538	0.319	0.503	0.505	0.346
130.95	0.655	0.421	0.394	0.443	0.306	0.416	0.322	0.511	0.500	0.346
131.45	0.651	0.442	0.391	0.447	0.306	0.539	0.328	0.512	0.503	0.346
131.95	0.650	0.433	0.375	0.465	0.307	0.450	0.332	0.505	0.507	0.347
132.45	0.655	0.428	0.377	0.489	0.307	0.640	0.331	0.526	0.503	0.347
132.95	0.654	0.439	0.379	0.511	0.307	0.661	0.329	0.531	0.505	0.348
133.45	0.655	0.432	0.363	0.490	0.307	0.659	0.325	0.532	0.509	0.348
133.95	0.650	0.426	0.362	0.491	0.307	0.562	0.333	0.529	0.508	0.348
134.45	0.650	0.441	0.388	0.489	0.308	0.638	0.337	0.525	0.509	0.349

t (h)	45°C					30°C				
	6.25 kg/m ³ -d	4.14 kg/m ³ -d	2.79 kg/m ³ -d	1.44 kg/m ³ -d	0.56 kg/m ³ -d	6.25 kg/m ³ -d	4.14 kg/m ³ -d	2.79 kg/m ³ -d	1.44 kg/m ³ -d	0.56 kg/m ³ -d
134.95	0.650	0.423	0.387	0.488	0.308	0.668	0.332	0.538	0.508	0.349
135.45	0.667	0.427	0.382	0.515	0.308	0.544	0.342	0.551	0.509	0.349
135.95	0.656	0.431	0.378	0.496	0.308	0.648	0.335	0.553	0.511	0.350
136.45	0.651	0.434	0.375	0.519	0.308	0.661	0.336	0.572	0.515	0.350
136.95	0.650	0.456	0.381	0.487	0.306	0.638	0.338	0.575	0.513	0.351
137.45	0.404	0.383	0.315	0.392	0.302	0.524	0.422	0.318	0.514	0.255
138.82	0.423	0.413	0.337	0.393	0.302	0.560	0.541	0.357	0.516	0.270
139.32	0.461	0.437	0.372	0.424	0.303	0.574	0.579	0.371	0.520	0.290
139.82	0.483	0.438	0.379	0.435	0.303	0.582	0.590	0.379	0.524	0.324
140.32	0.503	0.463	0.380	0.424	0.304	0.605	0.592	0.385	0.518	0.339
140.82	0.519	0.458	0.381	0.466	0.304	0.594	0.589	0.386	0.476	0.346
141.32	0.522	0.458	0.376	0.489	0.304	0.599	0.590	0.393	0.479	0.349
141.82	0.526	0.449	0.373	0.474	0.304	0.593	0.591	0.398	0.482	0.354
142.32	0.528	0.442	0.365	0.499	0.304	0.594	0.592	0.401	0.487	0.354
142.82	0.530	0.452	0.370	0.480	0.304	0.581	0.593	0.401	0.487	0.354
143.32	0.542	0.448	0.379	0.497	0.338	0.605	0.594	0.410	0.489	0.359
143.82	0.539	0.449	0.367	0.490	0.337	0.601	0.592	0.410	0.486	0.359
144.32	0.542	0.438	0.379	0.509	0.340	0.618	0.594	0.410	0.492	0.344
144.82	0.532	0.443	0.377	0.553	0.346	0.613	0.596	0.408	0.493	0.349
145.32	0.532	0.420	0.381	0.526	0.355	0.608	0.592	0.410	0.491	0.352
145.82	0.529	0.419	0.378	0.512	0.357	0.622	0.594	0.414	0.490	0.353
146.32	0.537	0.420	0.383	0.538	0.364	0.632	0.592	0.418	0.494	0.355
146.82	0.544	0.397	0.395	0.513	0.365	0.615	0.597	0.418	0.494	0.356
147.32	0.538	0.403	0.404	0.488	0.363	0.606	0.592	0.418	0.492	0.358
147.82	0.543	0.420	0.396	0.525	0.364	0.607	0.593	0.423	0.491	0.359
148.32	0.536	0.410	0.403	0.539	0.365	0.621	0.591	0.423	0.494	0.361
148.82	0.542	0.429	0.391	0.552	0.331	0.626	0.595	0.423	0.495	0.362
149.32	0.547	0.414	0.404	0.536	0.325	0.626	0.593	0.423	0.498	0.364
149.82	0.546	0.433	0.398	0.534	0.331	0.633	0.597	0.417	0.498	0.365
150.32	0.556	0.425	0.391	0.549	0.334	0.647	0.594	0.422	0.496	0.367
150.82	0.560	0.435	0.391	0.567	0.331	0.655	0.594	0.425	0.498	0.368
151.32	0.556	0.440	0.384	0.534	0.330	0.662	0.592	0.427	0.500	0.369
151.82	0.547	0.441	0.387	0.528	0.335	0.661	0.593	0.430	0.506	0.371

t (h)	45°C					30°C				
	6.25 kg/m ³ -d	4.14 kg/m ³ -d	2.79 kg/m ³ -d	1.44 kg/m ³ -d	0.56 kg/m ³ -d	6.25 kg/m ³ -d	4.14 kg/m ³ -d	2.79 kg/m ³ -d	1.44 kg/m ³ -d	0.56 kg/m ³ -d
152.32	0.544	0.431	0.369	0.506	0.332	0.664	0.594	0.427	0.507	0.359
152.82	0.544	0.407	0.352	0.512	0.333	0.662	0.593	0.434	0.505	0.360
153.32	0.536	0.417	0.352	0.526	0.330	0.667	0.592	0.435	0.500	0.361
153.82	0.542	0.419	0.341	0.518	0.332	0.668	0.592	0.437	0.503	0.353
154.32	0.543	0.406	0.337	0.520	0.326	0.678	0.592	0.435	0.507	0.355
154.82	0.548	0.411	0.340	0.491	0.325	0.667	0.594	0.435	0.503	0.354
155.32	0.540	0.414	0.332	0.498	0.324	0.671	0.597	0.433	0.505	0.356
155.82	0.543	0.424	0.329	0.530	0.319	0.671	0.593	0.435	0.509	0.357
156.32	0.549	0.422	0.334	0.515	0.319	0.666	0.596	0.435	0.508	0.358
156.82	0.543	0.424	0.334	0.516	0.322	0.661	0.593	0.436	0.509	0.359
157.32	0.541	0.425	0.332	0.537	0.322	0.662	0.590	0.435	0.508	0.360
157.82	0.547	0.418	0.333	0.555	0.326	0.675	0.590	0.434	0.509	0.360
158.32	0.543	0.417	0.337	0.554	0.327	0.669	0.597	0.433	0.511	0.361
158.82	0.544	0.413	0.342	0.549	0.326	0.664	0.597	0.432	0.515	0.357
159.32	0.540	0.418	0.344	0.558	0.327	0.662	0.594	0.432	0.513	0.357
159.82	0.541	0.413	0.337	0.543	0.324	0.663	0.593	0.434	0.514	0.357
160.32	0.539	0.399	0.336	0.546	0.322	0.662	0.588	0.434	0.516	0.357
160.82	0.537	0.406	0.337	0.526	0.319	0.662	0.592	0.432	0.520	0.357
161.32	0.438	0.383	0.328	0.363	0.314	0.514	0.445	0.367	0.524	0.290
162.57	0.456	0.420	0.346	0.420	0.316	0.477	0.484	0.418	0.518	0.309
163.07	0.490	0.452	0.381	0.476	0.316	0.521	0.528	0.478	0.413	0.315
163.57	0.477	0.476	0.382	0.473	0.333	0.556	0.558	0.491	0.463	0.334
164.07	0.525	0.507	0.427	0.433	0.320	0.592	0.577	0.543	0.491	0.340
164.57	0.561	0.538	0.459	0.475	0.334	0.662	0.592	0.554	0.492	0.344
165.07	0.591	0.568	0.489	0.474	0.321	0.656	0.592	0.553	0.494	0.344
165.57	0.624	0.567	0.520	0.474	0.319	0.669	0.593	0.579	0.494	0.350
166.07	0.651	0.567	0.549	0.473	0.335	0.666	0.589	0.549	0.494	0.342
166.57	0.651	0.566	0.550	0.473	0.320	0.658	0.593	0.541	0.493	0.343
167.07	0.651	0.566	0.536	0.476	0.329	0.639	0.597	0.538	0.494	0.353
167.57	0.652	0.566	0.536	0.476	0.334	0.642	0.593	0.537	0.493	0.351
168.07	0.652	0.566	0.535	0.476	0.325	0.660	0.593	0.534	0.494	0.356
168.57	0.651	0.567	0.536	0.476	0.327	0.661	0.592	0.521	0.494	0.363
169.07	0.650	0.567	0.536	0.475	0.327	0.658	0.592	0.523	0.495	0.353

t (h)	45°C					30°C				
	6.25 kg/m ³ -d	4.14 kg/m ³ -d	2.79 kg/m ³ -d	1.44 kg/m ³ -d	0.56 kg/m ³ -d	6.25 kg/m ³ -d	4.14 kg/m ³ -d	2.79 kg/m ³ -d	1.44 kg/m ³ -d	0.56 kg/m ³ -d
169.57	0.651	0.567	0.535	0.476	0.328	0.658	0.594	0.524	0.495	0.354
170.07	0.653	0.567	0.535	0.476	0.327	0.659	0.594	0.528	0.495	0.353
170.57	0.655	0.567	0.536	0.476	0.328	0.660	0.592	0.547	0.496	0.357
171.07	0.652	0.568	0.536	0.475	0.327	0.659	0.592	0.542	0.496	0.338
171.57	0.650	0.568	0.535	0.476	0.326	0.660	0.593	0.558	0.495	0.341
172.07	0.656	0.568	0.534	0.476	0.327	0.658	0.593	0.568	0.495	0.347
172.57	0.655	0.568	0.535	0.476	0.327	0.661	0.592	0.566	0.495	0.353
173.07	0.655	0.566	0.534	0.476	0.328	0.658	0.592	0.556	0.497	0.361
173.57	0.655	0.566	0.534	0.476	0.326	0.658	0.594	0.559	0.497	0.353
174.07	0.654	0.566	0.534	0.472	0.326	0.660	0.592	0.557	0.497	0.357
174.57	0.652	0.566	0.534	0.476	0.326	0.661	0.593	0.565	0.496	0.341
175.07	0.653	0.566	0.534	0.475	0.328	0.659	0.593	0.566	0.496	0.349
175.57	0.651	0.569	0.534	0.475	0.330	0.659	0.665	0.546	0.496	0.355
176.07	0.651	0.569	0.539	0.475	0.325	0.660	0.594	0.539	0.496	0.362
176.57	0.650	0.566	0.534	0.475	0.332	0.661	0.592	0.538	0.495	0.354
177.07	0.651	0.566	0.538	0.475	0.327	0.658	0.595	0.537	0.496	0.354
177.57	0.651	0.566	0.539	0.400	0.334	0.660	0.596	0.527	0.496	0.352
178.07	0.652	0.566	0.538	0.475	0.331	0.656	0.593	0.532	0.496	0.355
178.57	0.651	0.566	0.538	0.476	0.327	0.654	0.595	0.538	0.494	0.357
179.07	0.651	0.566	0.538	0.475	0.329	0.658	0.596	0.532	0.495	0.359
179.57	0.651	0.568	0.537	0.475	0.329	0.659	0.592	0.544	0.495	0.360
180.07	0.651	0.568	0.538	0.475	0.334	0.661	0.590	0.545	0.495	0.361
180.57	0.651	0.569	0.537	0.475	0.328	0.658	0.595	0.541	0.495	0.361
181.07	0.651	0.569	0.538	0.475	0.332	0.660	0.596	0.536	0.496	0.361
181.57	0.652	0.569	0.537	0.475	0.333	0.658	0.598	0.531	0.495	0.361
182.07	0.652	0.568	0.537	0.475	0.320	0.659	0.589	0.545	0.507	0.339
182.57	0.651	0.568	0.539	0.475	0.334	0.660	0.588	0.544	0.495	0.350
183.07	0.651	0.568	0.538	0.475	0.325	0.659	0.596	0.548	0.495	0.358
183.57	0.651	0.568	0.539	0.475	0.335	0.661	0.593	0.541	0.502	0.357
184.07	0.651	0.568	0.538	0.475	0.326	0.659	0.594	0.539	0.496	0.355
184.57	0.651	0.567	0.537	0.475	0.323	0.660	0.596	0.544	0.495	0.354
185.07	0.488	0.408	0.387	0.354	0.267	0.531	0.445	0.407	0.360	0.280
186.18	0.522	0.454	0.428	0.388	0.305	0.568	0.488	0.445	0.388	0.278

t (h)	45°C					30°C				
	6.25 kg/m ³ -d	4.14 kg/m ³ -d	2.79 kg/m ³ -d	1.44 kg/m ³ -d	0.56 kg/m ³ -d	6.25 kg/m ³ -d	4.14 kg/m ³ -d	2.79 kg/m ³ -d	1.44 kg/m ³ -d	0.56 kg/m ³ -d
186.68	0.558	0.476	0.459	0.428	0.313	0.575	0.525	0.472	0.421	0.303
187.18	0.591	0.507	0.474	0.469	0.320	0.617	0.544	0.505	0.468	0.328
187.68	0.625	0.536	0.516	0.471	0.323	0.662	0.592	0.527	0.502	0.350
188.18	0.651	0.569	0.532	0.476	0.323	0.666	0.592	0.543	0.496	0.355
188.68	0.651	0.566	0.531	0.477	0.324	0.649	0.597	0.545	0.496	0.354
189.18	0.652	0.568	0.532	0.470	0.330	0.658	0.593	0.528	0.495	0.353
189.68	0.651	0.567	0.534	0.473	0.327	0.659	0.593	0.546	0.503	0.357
190.18	0.651	0.567	0.534	0.474	0.324	0.658	0.598	0.532	0.502	0.356
190.68	0.651	0.568	0.531	0.473	0.329	0.661	0.592	0.543	0.496	0.355
191.18	0.651	0.556	0.533	0.474	0.327	0.663	0.596	0.545	0.496	0.354
191.68	0.652	0.568	0.532	0.475	0.330	0.653	0.594	0.546	0.497	0.353
192.18	0.651	0.566	0.531	0.475	0.328	0.663	0.590	0.546	0.496	0.353
192.68	0.651	0.566	0.532	0.476	0.327	0.660	0.591	0.545	0.496	0.361
193.18	0.653	0.567	0.533	0.475	0.325	0.658	0.595	0.544	0.496	0.361
193.68	0.652	0.569	0.531	0.476	0.325	0.659	0.592	0.545	0.495	0.361
194.18	0.652	0.568	0.536	0.476	0.328	0.650	0.594	0.545	0.495	0.353
194.68	0.652	0.568	0.530	0.475	0.326	0.655	0.596	0.545	0.496	0.359
195.18	0.652	0.566	0.531	0.475	0.325	0.649	0.593	0.549	0.496	0.347
195.68	0.650	0.569	0.521	0.475	0.325	0.656	0.593	0.546	0.495	0.355
196.18	0.651	0.566	0.524	0.470	0.325	0.665	0.595	0.546	0.495	0.356
196.68	0.653	0.567	0.531	0.473	0.326	0.661	0.592	0.546	0.496	0.357
197.18	0.653	0.568	0.535	0.473	0.328	0.659	0.597	0.526	0.496	0.356
197.68	0.654	0.568	0.529	0.475	0.326	0.659	0.594	0.545	0.496	0.354
198.18	0.655	0.567	0.523	0.474	0.331	0.658	0.593	0.546	0.497	0.359
198.68	0.654	0.567	0.531	0.475	0.333	0.659	0.592	0.544	0.497	0.358
199.18	0.653	0.574	0.535	0.473	0.327	0.658	0.596	0.526	0.497	0.358
199.68	0.653	0.569	0.530	0.475	0.329	0.658	0.596	0.535	0.498	0.358
200.18	0.652	0.570	0.531	0.475	0.327	0.659	0.589	0.536	0.497	0.358
200.68	0.650	0.571	0.532	0.471	0.329	0.659	0.593	0.545	0.498	0.358
201.18	0.666	0.568	0.531	0.475	0.331	0.659	0.593	0.545	0.497	0.358
201.68	0.656	0.568	0.531	0.476	0.332	0.656	0.594	0.543	0.496	0.358
202.18	0.653	0.567	0.531	0.473	0.333	0.660	0.593	0.542	0.497	0.358
202.68	0.650	0.568	0.534	0.465	0.334	0.659	0.594	0.544	0.498	0.358

t (h)	45°C					30°C				
	6.25 kg/m ³ -d	4.14 kg/m ³ -d	2.79 kg/m ³ -d	1.44 kg/m ³ -d	0.56 kg/m ³ -d	6.25 kg/m ³ -d	4.14 kg/m ³ -d	2.79 kg/m ³ -d	1.44 kg/m ³ -d	0.56 kg/m ³ -d
203.18	0.650	0.568	0.534	0.469	0.334	0.652	0.595	0.549	0.498	0.358
203.68	0.650	0.567	0.534	0.476	0.335	0.661	0.592	0.544	0.498	0.358
204.18	0.667	0.566	0.534	0.476	0.331	0.655	0.592	0.525	0.497	0.358
204.68	0.655	0.573	0.534	0.475	0.332	0.659	0.593	0.546	0.496	0.357
205.18	0.654	0.574	0.533	0.476	0.331	0.661	0.596	0.527	0.496	0.357
205.68	0.655	0.580	0.534	0.475	0.331	0.654	0.598	0.546	0.495	0.357
206.18	0.654	0.566	0.532	0.475	0.331	0.661	0.592	0.527	0.502	0.357
206.68	0.650	0.574	0.532	0.476	0.331	0.659	0.591	0.544	0.495	0.357
207.18	0.650	0.566	0.535	0.469	0.331	0.658	0.595	0.536	0.503	0.357
207.68	0.654	0.566	0.535	0.470	0.331	0.661	0.593	0.541	0.495	0.357
208.18	0.651	0.578	0.528	0.474	0.331	0.660	0.594	0.538	0.495	0.357
208.68	0.650	0.566	0.536	0.475	0.331	0.659	0.592	0.544	0.496	0.358
209.18	0.495	0.383	0.397	0.314	0.309	0.508	0.436	0.372	0.377	0.290
210.33	0.530	0.417	0.415	0.348	0.310	0.545	0.468	0.406	0.431	0.329
210.83	0.569	0.455	0.448	0.388	0.310	0.577	0.481	0.437	0.451	0.340
211.33	0.593	0.478	0.480	0.430	0.310	0.628	0.535	0.480	0.513	0.359
211.83	0.608	0.510	0.520	0.471	0.310	0.660	0.548	0.518	0.489	0.360
212.33	0.607	0.541	0.522	0.471	0.331	0.659	0.594	0.544	0.496	0.360
212.83	0.647	0.571	0.533	0.471	0.331	0.650	0.594	0.546	0.496	0.361
213.33	0.655	0.570	0.530	0.472	0.332	0.661	0.597	0.541	0.498	0.361
213.83	0.649	0.571	0.532	0.476	0.332	0.660	0.594	0.548	0.497	0.352
214.33	0.650	0.566	0.531	0.476	0.332	0.655	0.598	0.551	0.499	0.353
214.83	0.652	0.566	0.530	0.477	0.332	0.660	0.593	0.552	0.498	0.354
215.33	0.648	0.572	0.533	0.477	0.332	0.661	0.593	0.545	0.498	0.354
215.83	0.653	0.567	0.532	0.477	0.332	0.661	0.592	0.544	0.498	0.356
216.33	0.647	0.567	0.531	0.477	0.332	0.659	0.595	0.544	0.498	0.356
216.83	0.650	0.568	0.531	0.477	0.332	0.658	0.593	0.546	0.497	0.348
217.33	0.656	0.568	0.533	0.478	0.332	0.659	0.592	0.546	0.498	0.349
217.83	0.654	0.568	0.533	0.477	0.333	0.659	0.597	0.544	0.498	0.350
218.33	0.651	0.569	0.528	0.477	0.332	0.660	0.595	0.544	0.499	0.351
218.83	0.651	0.568	0.531	0.478	0.332	0.659	0.597	0.545	0.498	0.352
219.33	0.655	0.567	0.532	0.478	0.333	0.659	0.593	0.545	0.488	0.353
219.83	0.667	0.572	0.529	0.478	0.332	0.661	0.594	0.541	0.499	0.354

t (h)	45°C					30°C				
	6.25 kg/m ³ -d	4.14 kg/m ³ -d	2.79 kg/m ³ -d	1.44 kg/m ³ -d	0.56 kg/m ³ -d	6.25 kg/m ³ -d	4.14 kg/m ³ -d	2.79 kg/m ³ -d	1.44 kg/m ³ -d	0.56 kg/m ³ -d
220.33	0.654	0.571	0.532	0.478	0.332	0.660	0.592	0.545	0.484	0.356
220.83	0.650	0.569	0.532	0.478	0.333	0.659	0.596	0.542	0.488	0.357
221.33	0.654	0.578	0.533	0.479	0.332	0.658	0.594	0.545	0.499	0.358
221.83	0.654	0.569	0.531	0.479	0.334	0.658	0.594	0.547	0.489	0.356
222.33	0.654	0.569	0.532	0.479	0.327	0.659	0.595	0.549	0.496	0.361
222.83	0.654	0.566	0.532	0.479	0.328	0.660	0.594	0.550	0.505	0.350
223.33	0.656	0.566	0.531	0.479	0.328	0.659	0.595	0.552	0.494	0.361
223.83	0.666	0.566	0.533	0.479	0.325	0.660	0.596	0.545	0.490	0.354
224.33	0.652	0.570	0.532	0.479	0.327	0.660	0.597	0.546	0.487	0.353
224.83	0.652	0.566	0.532	0.479	0.328	0.658	0.592	0.544	0.486	0.355
225.33	0.650	0.571	0.531	0.479	0.329	0.659	0.596	0.544	0.493	0.354
225.83	0.655	0.571	0.531	0.478	0.330	0.659	0.590	0.544	0.506	0.354
226.33	0.669	0.571	0.531	0.479	0.330	0.659	0.592	0.544	0.510	0.353
226.83	0.668	0.570	0.531	0.478	0.330	0.659	0.595	0.546	0.506	0.356
227.33	0.652	0.569	0.532	0.478	0.331	0.658	0.596	0.545	0.500	0.353
227.83	0.656	0.571	0.532	0.478	0.332	0.659	0.588	0.547	0.501	0.358
228.33	0.647	0.571	0.530	0.479	0.332	0.660	0.594	0.546	0.509	0.357
228.83	0.656	0.571	0.532	0.479	0.332	0.660	0.593	0.544	0.498	0.351
229.33	0.653	0.570	0.531	0.478	0.333	0.659	0.593	0.545	0.495	0.358
229.83	0.654	0.570	0.532	0.479	0.333	0.661	0.589	0.544	0.494	0.356
230.33	0.644	0.571	0.536	0.479	0.333	0.658	0.594	0.544	0.492	0.352
230.83	0.656	0.569	0.533	0.479	0.333	0.659	0.598	0.545	0.500	0.353
231.33	0.656	0.570	0.531	0.479	0.333	0.660	0.595	0.544	0.513	0.352
231.83	0.644	0.569	0.531	0.479	0.333	0.660	0.589	0.545	0.499	0.361
232.33	0.667	0.570	0.531	0.479	0.333	0.660	0.595	0.546	0.497	0.352
232.83	0.656	0.571	0.532	0.479	0.333	0.660	0.592	0.546	0.512	0.361
233.33	0.487	0.519	0.440	0.399	0.312	0.608	0.561	0.475	0.397	0.308
235.33	0.520	0.540	0.485	0.439	0.313	0.644	0.593	0.505	0.433	0.306
235.83	0.622	0.571	0.514	0.480	0.324	0.658	0.597	0.536	0.471	0.315
236.33	0.656	0.570	0.523	0.480	0.321	0.658	0.593	0.550	0.493	0.334
236.83	0.656	0.570	0.533	0.480	0.321	0.661	0.594	0.547	0.491	0.340
237.33	0.653	0.569	0.531	0.479	0.329	0.660	0.594	0.547	0.492	0.351
237.83	0.654	0.569	0.531	0.479	0.334	0.659	0.591	0.550	0.495	0.351

t (h)	45°C					30°C				
	6.25 kg/m ³ -d	4.14 kg/m ³ -d	2.79 kg/m ³ -d	1.44 kg/m ³ -d	0.56 kg/m ³ -d	6.25 kg/m ³ -d	4.14 kg/m ³ -d	2.79 kg/m ³ -d	1.44 kg/m ³ -d	0.56 kg/m ³ -d
238.33	0.653	0.570	0.531	0.479	0.334	0.659	0.595	0.547	0.492	0.351
238.83	0.655	0.569	0.533	0.479	0.334	0.659	0.593	0.548	0.494	0.351
239.33	0.656	0.570	0.532	0.479	0.334	0.659	0.593	0.549	0.492	0.351
239.83	0.651	0.571	0.532	0.478	0.335	0.660	0.591	0.547	0.491	0.351
240.33	0.651	0.571	0.531	0.478	0.335	0.658	0.594	0.548	0.494	0.350
240.83	0.654	0.572	0.532	0.478	0.335	0.658	0.592	0.547	0.493	0.351
241.33	0.655	0.572	0.532	0.477	0.335	0.658	0.593	0.548	0.494	0.350
241.83	0.669	0.587	0.533	0.477	0.335	0.661	0.592	0.549	0.491	0.350
242.33	0.652	0.582	0.532	0.477	0.335	0.659	0.593	0.547	0.493	0.350
242.83	0.650	0.572	0.531	0.477	0.335	0.660	0.593	0.547	0.491	0.351
243.33	0.650	0.571	0.532	0.477	0.330	0.659	0.593	0.544	0.495	0.350
243.83	0.652	0.571	0.532	0.477	0.334	0.660	0.590	0.544	0.498	0.350
244.33	0.648	0.570	0.532	0.476	0.331	0.659	0.594	0.544	0.492	0.353
244.83	0.651	0.553	0.533	0.476	0.333	0.659	0.591	0.545	0.495	0.355
245.33	0.650	0.571	0.532	0.476	0.326	0.659	0.594	0.546	0.495	0.353
245.83	0.652	0.571	0.521	0.472	0.335	0.659	0.591	0.545	0.494	0.379
246.33	0.652	0.571	0.533	0.471	0.328	0.661	0.593	0.544	0.498	0.383
246.83	0.648	0.570	0.531	0.471	0.325	0.658	0.594	0.545	0.498	0.355
247.33	0.654	0.572	0.533	0.471	0.326	0.660	0.597	0.546	0.495	0.352
247.83	0.650	0.570	0.533	0.476	0.328	0.659	0.594	0.546	0.494	0.352
248.33	0.654	0.570	0.532	0.471	0.325	0.661	0.593	0.547	0.498	0.353
248.83	0.649	0.570	0.533	0.471	0.327	0.661	0.593	0.546	0.491	0.353
249.33	0.650	0.570	0.532	0.472	0.328	0.659	0.591	0.545	0.494	0.353
249.83	0.651	0.569	0.532	0.472	0.334	0.667	0.593	0.547	0.491	0.353
250.33	0.652	0.569	0.532	0.471	0.329	0.658	0.597	0.545	0.492	0.354
250.83	0.651	0.568	0.533	0.471	0.332	0.660	0.598	0.545	0.491	0.354
251.33	0.651	0.569	0.531	0.471	0.331	0.659	0.594	0.544	0.493	0.355
251.83	0.651	0.580	0.530	0.471	0.332	0.659	0.594	0.544	0.495	0.356
252.33	0.651	0.581	0.533	0.470	0.324	0.660	0.591	0.553	0.492	0.352
252.83	0.651	0.578	0.532	0.470	0.332	0.660	0.592	0.547	0.491	0.354
253.33	0.656	0.569	0.531	0.470	0.334	0.660	0.593	0.551	0.492	0.354
253.83	0.655	0.570	0.532	0.469	0.331	0.659	0.590	0.552	0.491	0.352
254.33	0.655	0.570	0.531	0.468	0.331	0.661	0.594	0.552	0.491	0.352

t (h)	45°C					30°C				
	6.25 kg/m ³ -d	4.14 kg/m ³ -d	2.79 kg/m ³ -d	1.44 kg/m ³ -d	0.56 kg/m ³ -d	6.25 kg/m ³ -d	4.14 kg/m ³ -d	2.79 kg/m ³ -d	1.44 kg/m ³ -d	0.56 kg/m ³ -d
254.83	0.656	0.570	0.531	0.468	0.331	0.660	0.597	0.547	0.493	0.351
255.33	0.650	0.570	0.531	0.468	0.330	0.660	0.596	0.548	0.493	0.349
255.83	0.655	0.569	0.536	0.469	0.334	0.666	0.597	0.548	0.494	0.352
256.33	0.655	0.569	0.531	0.469	0.332	0.659	0.593	0.547	0.491	0.355
256.83	0.654	0.574	0.532	0.469	0.333	0.666	0.594	0.551	0.492	0.357
257.33	0.655	0.578	0.405	0.388	0.291	0.661	0.596	0.358	0.371	0.299
259.33	0.654	0.581	0.457	0.429	0.315	0.666	0.593	0.422	0.411	0.299
259.83	0.649	0.579	0.489	0.448	0.320	0.665	0.590	0.482	0.451	0.300
260.33	0.655	0.565	0.515	0.469	0.327	0.665	0.598	0.512	0.484	0.301
260.83	0.650	0.557	0.533	0.469	0.329	0.662	0.598	0.544	0.491	0.301
261.33	0.650	0.562	0.532	0.469	0.332	0.663	0.594	0.548	0.492	0.351
261.83	0.650	0.571	0.531	0.470	0.331	0.660	0.597	0.548	0.491	0.351
262.33	0.655	0.561	0.531	0.470	0.332	0.658	0.593	0.548	0.498	0.352
262.83	0.651	0.570	0.533	0.469	0.333	0.662	0.590	0.552	0.494	0.353
263.33	0.652	0.560	0.533	0.469	0.335	0.668	0.596	0.551	0.493	0.353
263.83	0.651	0.564	0.531	0.469	0.331	0.659	0.597	0.547	0.499	0.354
264.33	0.650	0.561	0.531	0.469	0.330	0.659	0.597	0.551	0.496	0.355
264.83	0.650	0.562	0.531	0.469	0.333	0.659	0.598	0.551	0.499	0.355
265.33	0.650	0.565	0.533	0.469	0.331	0.659	0.590	0.550	0.494	0.355
265.83	0.650	0.562	0.531	0.469	0.332	0.659	0.598	0.552	0.494	0.355
266.33	0.651	0.560	0.535	0.469	0.330	0.667	0.595	0.552	0.494	0.353
266.83	0.652	0.570	0.525	0.468	0.330	0.659	0.593	0.551	0.497	0.351
267.33	0.655	0.561	0.532	0.469	0.327	0.660	0.593	0.550	0.496	0.349
267.83	0.655	0.563	0.527	0.469	0.325	0.661	0.592	0.552	0.497	0.342
268.33	0.652	0.564	0.531	0.469	0.333	0.658	0.597	0.550	0.498	0.343
268.83	0.655	0.569	0.532	0.468	0.330	0.668	0.593	0.552	0.498	0.343
269.33	0.646	0.564	0.533	0.468	0.329	0.664	0.592	0.547	0.495	0.343
269.83	0.655	0.569	0.533	0.469	0.386	0.664	0.590	0.547	0.498	0.358
270.33	0.651	0.566	0.524	0.470	0.329	0.667	0.590	0.547	0.491	0.353
270.83	0.655	0.569	0.532	0.469	0.325	0.660	0.571	0.549	0.495	0.356
271.33	0.654	0.569	0.530	0.469	0.333	0.659	0.594	0.547	0.493	0.355
271.83	0.653	0.568	0.532	0.470	0.328	0.658	0.594	0.548	0.496	0.354
272.33	0.653	0.568	0.533	0.470	0.326	0.658	0.595	0.547	0.493	0.353

t (h)	45°C					30°C				
	6.25 kg/m ³ -d	4.14 kg/m ³ -d	2.79 kg/m ³ -d	1.44 kg/m ³ -d	0.56 kg/m ³ -d	6.25 kg/m ³ -d	4.14 kg/m ³ -d	2.79 kg/m ³ -d	1.44 kg/m ³ -d	0.56 kg/m ³ -d
272.83	0.655	0.564	0.534	0.470	0.335	0.661	0.590	0.547	0.495	0.352
273.33	0.649	0.564	0.533	0.470	0.326	0.659	0.590	0.548	0.493	0.353
273.83	0.652	0.564	0.531	0.470	0.327	0.659	0.594	0.549	0.493	0.353
274.33	0.648	0.571	0.531	0.470	0.327	0.658	0.592	0.551	0.494	0.353
274.83	0.654	0.569	0.533	0.470	0.334	0.661	0.592	0.547	0.483	0.354
275.33	0.653	0.569	0.536	0.471	0.326	0.658	0.592	0.552	0.492	0.355
275.83	0.656	0.570	0.533	0.471	0.327	0.658	0.597	0.551	0.498	0.356
276.33	0.653	0.562	0.532	0.471	0.328	0.659	0.596	0.547	0.491	0.354
276.83	0.655	0.567	0.532	0.470	0.330	0.664	0.592	0.551	0.493	0.355
277.33	0.652	0.568	0.531	0.470	0.327	0.661	0.595	0.547	0.494	0.356
277.83	0.654	0.570	0.533	0.470	0.335	0.658	0.596	0.547	0.495	0.358
278.33	0.650	0.570	0.535	0.470	0.332	0.660	0.597	0.548	0.492	0.359
278.83	0.654	0.570	0.532	0.471	0.332	0.665	0.595	0.547	0.493	0.361
279.33	0.647	0.570	0.533	0.470	0.334	0.666	0.592	0.549	0.498	0.352
279.83	0.656	0.570	0.532	0.470	0.334	0.659	0.597	0.550	0.497	0.352
280.33	0.669	0.568	0.536	0.470	0.333	0.661	0.594	0.547	0.497	0.361
280.83	0.652	0.571	0.526	0.470	0.335	0.661	0.592	0.544	0.495	0.357
281.33	0.505	0.440	0.377	0.354	0.319	0.507	0.470	0.368	0.386	0.320
282.48	0.538	0.481	0.407	0.389	0.323	0.571	0.480	0.410	0.413	0.317
282.98	0.572	0.512	0.447	0.431	0.325	0.604	0.530	0.455	0.444	0.316
283.48	0.606	0.543	0.464	0.477	0.329	0.638	0.543	0.467	0.495	0.316
283.98	0.649	0.565	0.512	0.476	0.326	0.671	0.595	0.502	0.492	0.339
284.48	0.666	0.571	0.532	0.477	0.330	0.638	0.598	0.548	0.494	0.352
284.98	0.666	0.571	0.531	0.478	0.334	0.671	0.566	0.548	0.492	0.355
285.48	0.666	0.571	0.532	0.478	0.332	0.671	0.592	0.541	0.496	0.354
285.98	0.666	0.563	0.534	0.478	0.334	0.671	0.595	0.548	0.492	0.354
286.48	0.666	0.563	0.533	0.478	0.333	0.671	0.594	0.529	0.491	0.352
286.98	0.666	0.570	0.534	0.478	0.333	0.671	0.597	0.548	0.494	0.360
287.48	0.666	0.570	0.534	0.477	0.332	0.671	0.598	0.551	0.496	0.360
287.98	0.666	0.570	0.534	0.477	0.331	0.671	0.596	0.534	0.493	0.359
288.48	0.666	0.570	0.534	0.477	0.329	0.671	0.597	0.547	0.491	0.358
288.98	0.666	0.570	0.536	0.477	0.330	0.671	0.593	0.546	0.494	0.356
289.48	0.666	0.569	0.531	0.478	0.333	0.671	0.592	0.475	0.494	0.355

t (h)	45°C					30°C				
	6.25 kg/m ³ -d	4.14 kg/m ³ -d	2.79 kg/m ³ -d	1.44 kg/m ³ -d	0.56 kg/m ³ -d	6.25 kg/m ³ -d	4.14 kg/m ³ -d	2.79 kg/m ³ -d	1.44 kg/m ³ -d	0.56 kg/m ³ -d
289.98	0.666	0.569	0.534	0.478	0.333	0.671	0.594	0.541	0.492	0.351
290.48	0.666	0.570	0.531	0.478	0.334	0.671	0.592	0.544	0.497	0.350
290.98	0.666	0.569	0.534	0.478	0.334	0.671	0.595	0.551	0.496	0.349
291.48	0.666	0.569	0.533	0.479	0.327	0.671	0.596	0.546	0.499	0.353
291.98	0.666	0.570	0.534	0.479	0.329	0.671	0.593	0.549	0.496	0.355
292.48	0.666	0.569	0.534	0.480	0.327	0.671	0.593	0.549	0.494	0.354
292.98	0.666	0.569	0.534	0.479	0.327	0.671	0.592	0.532	0.497	0.354
293.48	0.666	0.570	0.535	0.479	0.320	0.671	0.594	0.550	0.494	0.354
293.98	0.666	0.570	0.535	0.479	0.325	0.671	0.595	0.531	0.494	0.354
294.48	0.666	0.569	0.534	0.479	0.324	0.671	0.595	0.551	0.498	0.355
294.98	0.666	0.570	0.534	0.479	0.324	0.671	0.592	0.549	0.499	0.355
295.48	0.666	0.569	0.536	0.479	0.330	0.671	0.594	0.543	0.498	0.355
295.98	0.666	0.569	0.533	0.479	0.325	0.671	0.590	0.545	0.499	0.355
296.48	0.666	0.565	0.533	0.478	0.322	0.671	0.594	0.532	0.493	0.354
296.98	0.666	0.565	0.534	0.478	0.330	0.671	0.597	0.552	0.492	0.354
297.48	0.666	0.564	0.533	0.478	0.326	0.671	0.597	0.547	0.493	0.354
297.98	0.666	0.564	0.534	0.478	0.325	0.671	0.595	0.531	0.492	0.355
298.48	0.666	0.565	0.532	0.474	0.325	0.671	0.592	0.550	0.493	0.355
298.98	0.666	0.565	0.533	0.472	0.333	0.671	0.593	0.547	0.498	0.355
299.48	0.666	0.564	0.527	0.444	0.331	0.671	0.597	0.546	0.495	0.355
299.98	0.666	0.564	0.534	0.444	0.328	0.671	0.597	0.538	0.496	0.355
300.48	0.666	0.564	0.535	0.444	0.328	0.671	0.595	0.549	0.495	0.355
300.98	0.666	0.564	0.534	0.470	0.325	0.671	0.591	0.549	0.496	0.355
301.48	0.666	0.563	0.536	0.471	0.325	0.671	0.594	0.548	0.495	0.355
301.98	0.666	0.564	0.531	0.468	0.327	0.671	0.589	0.545	0.493	0.355
302.48	0.666	0.563	0.521	0.469	0.328	0.671	0.593	0.547	0.493	0.355
302.98	0.666	0.563	0.536	0.469	0.329	0.671	0.590	0.547	0.494	0.356
303.48	0.666	0.564	0.536	0.469	0.330	0.671	0.596	0.548	0.495	0.355
303.98	0.666	0.564	0.534	0.469	0.330	0.671	0.590	0.544	0.493	0.355
304.48	0.666	0.563	0.532	0.470	0.332	0.671	0.590	0.549	0.495	0.356
304.98	0.666	0.563	0.534	0.511	0.333	0.671	0.592	0.547	0.499	0.356
305.48	0.472	0.446	0.459	0.363	0.317	0.484	0.414	0.386	0.381	0.293
308.07	0.536	0.470	0.480	0.383	0.316	0.529	0.414	0.445	0.414	0.318

t (h)	45°C					30°C				
	6.25 kg/m ³ -d	4.14 kg/m ³ -d	2.79 kg/m ³ -d	1.44 kg/m ³ -d	0.56 kg/m ³ -d	6.25 kg/m ³ -d	4.14 kg/m ³ -d	2.79 kg/m ³ -d	1.44 kg/m ³ -d	0.56 kg/m ³ -d
308.57	0.588	0.505	0.514	0.404	0.320	0.562	0.477	0.467	0.469	0.336
309.07	0.635	0.537	0.530	0.460	0.321	0.670	0.509	0.503	0.484	0.343
309.57	0.650	0.568	0.531	0.460	0.323	0.642	0.541	0.536	0.495	0.348
310.07	0.650	0.568	0.534	0.468	0.323	0.653	0.541	0.548	0.495	0.353
310.57	0.654	0.569	0.531	0.461	0.320	0.654	0.597	0.545	0.498	0.352
311.07	0.655	0.565	0.535	0.474	0.320	0.650	0.598	0.549	0.496	0.352
311.57	0.654	0.565	0.532	0.474	0.321	0.633	0.595	0.536	0.492	0.353
312.07	0.655	0.563	0.533	0.472	0.322	0.647	0.596	0.535	0.497	0.353
312.57	0.654	0.563	0.531	0.476	0.327	0.666	0.594	0.535	0.497	0.353
313.07	0.655	0.563	0.529	0.472	0.325	0.665	0.593	0.537	0.497	0.353
313.57	0.655	0.564	0.533	0.474	0.323	0.662	0.592	0.542	0.497	0.353
314.07	0.656	0.565	0.532	0.475	0.325	0.655	0.591	0.548	0.497	0.353
314.57	0.656	0.564	0.531	0.468	0.327	0.638	0.595	0.545	0.496	0.353
315.07	0.654	0.565	0.532	0.469	0.331	0.643	0.593	0.554	0.497	0.353
315.57	0.655	0.569	0.533	0.470	0.333	0.648	0.596	0.552	0.496	0.353
316.07	0.654	0.569	0.532	0.474	0.333	0.682	0.593	0.553	0.497	0.352
316.57	0.656	0.570	0.530	0.474	0.335	0.681	0.597	0.545	0.496	0.352
317.07	0.667	0.569	0.532	0.471	0.331	0.681	0.592	0.551	0.496	0.352
317.57	0.653	0.564	0.536	0.471	0.326	0.676	0.594	0.551	0.492	0.352
318.07	0.670	0.565	0.535	0.474	0.329	0.681	0.592	0.552	0.493	0.352
318.57	0.667	0.564	0.535	0.472	0.328	0.662	0.597	0.550	0.496	0.361
319.07	0.656	0.564	0.541	0.471	0.328	0.663	0.595	0.551	0.496	0.361
319.57	0.655	0.565	0.535	0.469	0.328	0.645	0.593	0.551	0.495	0.361
320.07	0.654	0.564	0.533	0.475	0.327	0.646	0.590	0.552	0.495	0.361
320.57	0.526	0.472	0.423	0.329	0.274	0.470	0.429	0.378	0.349	0.293
330.15	0.561	0.506	0.431	0.379	0.309	0.536	0.446	0.407	0.389	0.293
330.65	0.598	0.543	0.455	0.417	0.323	0.603	0.502	0.428	0.439	0.317
331.15	0.622	0.566	0.486	0.439	0.326	0.611	0.509	0.503	0.475	0.331
331.65	0.655	0.556	0.514	0.469	0.327	0.676	0.592	0.549	0.487	0.349
332.15	0.653	0.566	0.529	0.473	0.328	0.678	0.598	0.548	0.494	0.360
332.65	0.667	0.568	0.528	0.448	0.326	0.675	0.597	0.547	0.497	0.360
333.15	0.652	0.566	0.528	0.476	0.333	0.669	0.596	0.547	0.497	0.360
333.65	0.656	0.564	0.529	0.475	0.331	0.651	0.595	0.549	0.496	0.360

t (h)	45°C					30°C				
	6.25 kg/m ³ -d	4.14 kg/m ³ -d	2.79 kg/m ³ -d	1.44 kg/m ³ -d	0.56 kg/m ³ -d	6.25 kg/m ³ -d	4.14 kg/m ³ -d	2.79 kg/m ³ -d	1.44 kg/m ³ -d	0.56 kg/m ³ -d
334.15	0.653	0.564	0.529	0.467	0.333	0.675	0.595	0.548	0.495	0.360
334.65	0.648	0.563	0.529	0.467	0.331	0.682	0.595	0.548	0.494	0.359
335.15	0.650	0.563	0.528	0.469	0.331	0.665	0.596	0.550	0.493	0.359
335.65	0.648	0.562	0.531	0.469	0.330	0.674	0.596	0.550	0.496	0.359
336.15	0.656	0.564	0.534	0.469	0.331	0.655	0.596	0.549	0.496	0.359
336.65	0.653	0.564	0.534	0.469	0.329	0.644	0.597	0.553	0.496	0.359
337.15	0.655	0.566	0.529	0.468	0.331	0.667	0.596	0.554	0.498	0.359
337.65	0.656	0.565	0.506	0.469	0.334	0.674	0.597	0.555	0.498	0.359
338.15	0.656	0.564	0.512	0.469	0.328	0.672	0.595	0.554	0.496	0.359
338.65	0.655	0.563	0.532	0.469	0.333	0.677	0.595	0.555	0.496	0.359
339.15	0.655	0.564	0.532	0.469	0.331	0.667	0.595	0.555	0.497	0.359
339.65	0.655	0.562	0.532	0.468	0.330	0.668	0.595	0.553	0.496	0.358
340.15	0.656	0.551	0.532	0.468	0.331	0.666	0.595	0.555	0.498	0.358
340.65	0.655	0.552	0.535	0.476	0.325	0.664	0.595	0.555	0.499	0.358
341.15	0.655	0.551	0.531	0.473	0.334	0.667	0.595	0.557	0.496	0.358
341.65	0.654	0.566	0.525	0.471	0.330	0.662	0.595	0.557	0.497	0.358
342.15	0.654	0.556	0.532	0.468	0.335	0.666	0.595	0.557	0.495	0.358
342.65	0.655	0.561	0.529	0.474	0.333	0.672	0.595	0.557	0.495	0.358
343.15	0.654	0.568	0.526	0.471	0.335	0.668	0.595	0.557	0.496	0.358
343.65	0.655	0.565	0.533	0.469	0.328	0.675	0.595	0.557	0.495	0.358
344.15	0.655	0.568	0.530	0.475	0.330	0.680	0.595	0.557	0.493	0.358
344.65	0.656	0.567	0.532	0.469	0.329	0.675	0.592	0.557	0.495	0.358
345.15	0.668	0.564	0.535	0.475	0.327	0.673	0.593	0.558	0.495	0.358
345.65	0.654	0.567	0.532	0.468	0.334	0.675	0.592	0.557	0.496	0.358
346.15	0.654	0.561	0.532	0.474	0.333	0.661	0.593	0.558	0.496	0.358
346.65	0.655	0.561	0.536	0.470	0.334	0.662	0.592	0.547	0.497	0.358
347.15	0.656	0.566	0.531	0.471	0.333	0.667	0.592	0.548	0.496	0.358
347.65	0.655	0.555	0.532	0.472	0.332	0.670	0.592	0.547	0.496	0.358
348.15	0.655	0.551	0.533	0.472	0.334	0.674	0.593	0.547	0.496	0.358
348.65	0.646	0.566	0.536	0.471	0.333	0.679	0.593	0.558	0.497	0.358
349.15	0.656	0.566	0.535	0.471	0.333	0.681	0.594	0.547	0.497	0.358
349.65	0.656	0.565	0.534	0.468	0.332	0.676	0.592	0.547	0.496	0.358
350.15	0.654	0.563	0.534	0.474	0.385	0.680	0.592	0.547	0.496	0.358

t (h)	45°C					30°C				
	6.25 kg/m ³ -d	4.14 kg/m ³ -d	2.79 kg/m ³ -d	1.44 kg/m ³ -d	0.56 kg/m ³ -d	6.25 kg/m ³ -d	4.14 kg/m ³ -d	2.79 kg/m ³ -d	1.44 kg/m ³ -d	0.56 kg/m ³ -d
350.65	0.653	0.565	0.534	0.470	0.381	0.675	0.595	0.547	0.497	0.358
351.15	0.656	0.564	0.532	0.473	0.333	0.668	0.592	0.548	0.496	0.358
351.65	0.653	0.564	0.530	0.474	0.332	0.665	0.592	0.547	0.498	0.358
352.15	0.654	0.564	0.534	0.471	0.331	0.673	0.593	0.558	0.497	0.358
352.65	0.655	0.564	0.533	0.469	0.331	0.678	0.592	0.559	0.497	0.358
353.15	0.525	0.434	0.393	0.345	0.324	0.445	0.414	0.373	0.350	0.290
354.72	0.561	0.470	0.451	0.397	0.324	0.510	0.486	0.413	0.394	0.333
355.22	0.595	0.506	0.476	0.429	0.322	0.567	0.520	0.482	0.411	0.338
355.72	0.629	0.543	0.509	0.472	0.323	0.613	0.564	0.544	0.452	0.353
356.22	0.654	0.566	0.533	0.475	0.323	0.670	0.596	0.545	0.497	0.357
356.72	0.653	0.557	0.532	0.473	0.323	0.670	0.594	0.545	0.497	0.353
357.22	0.655	0.567	0.531	0.473	0.323	0.671	0.595	0.545	0.497	0.357
357.72	0.653	0.567	0.531	0.444	0.324	0.675	0.595	0.546	0.493	0.352
358.22	0.656	0.567	0.532	0.449	0.324	0.675	0.593	0.546	0.493	0.352
358.72	0.654	0.568	0.532	0.472	0.325	0.671	0.592	0.546	0.494	0.352
359.22	0.669	0.564	0.531	0.470	0.325	0.670	0.592	0.546	0.493	0.352
359.72	0.645	0.555	0.535	0.466	0.328	0.670	0.594	0.547	0.492	0.352
360.22	0.653	0.569	0.533	0.472	0.329	0.669	0.592	0.547	0.493	0.352
360.72	0.655	0.564	0.532	0.470	0.330	0.670	0.593	0.547	0.492	0.352
361.22	0.654	0.565	0.533	0.472	0.333	0.431	0.593	0.548	0.493	0.352
361.72	0.655	0.565	0.530	0.472	0.333	0.404	0.595	0.549	0.491	0.352
362.22	0.656	0.563	0.534	0.473	0.332	0.425	0.596	0.549	0.492	0.352
362.72	0.654	0.564	0.533	0.474	0.329	0.670	0.596	0.549	0.496	0.352
363.22	0.654	0.565	0.534	0.473	0.330	0.670	0.596	0.549	0.497	0.352
363.72	0.655	0.564	0.533	0.475	0.329	0.670	0.597	0.549	0.497	0.352
364.22	0.667	0.564	0.534	0.470	0.331	0.669	0.594	0.549	0.498	0.352
364.72	0.655	0.579	0.533	0.473	0.330	0.668	0.595	0.550	0.497	0.352
365.22	0.653	0.563	0.532	0.471	0.331	0.669	0.594	0.550	0.497	0.352
365.72	0.653	0.569	0.532	0.466	0.330	0.670	0.595	0.550	0.498	0.352
366.22	0.667	0.567	0.530	0.471	0.327	0.670	0.597	0.552	0.498	0.352
366.72	0.668	0.563	0.531	0.470	0.328	0.668	0.598	0.551	0.496	0.352
367.22	0.667	0.568	0.533	0.473	0.328	0.669	0.597	0.553	0.498	0.352
367.72	0.651	0.567	0.524	0.472	0.327	0.668	0.598	0.549	0.498	0.352

t (h)	45°C					30°C				
	6.25 kg/m ³ -d	4.14 kg/m ³ -d	2.79 kg/m ³ -d	1.44 kg/m ³ -d	0.56 kg/m ³ -d	6.25 kg/m ³ -d	4.14 kg/m ³ -d	2.79 kg/m ³ -d	1.44 kg/m ³ -d	0.56 kg/m ³ -d
368.22	0.651	0.563	0.533	0.468	0.327	0.670	0.588	0.549	0.496	0.352
368.72	0.654	0.564	0.532	0.468	0.326	0.671	0.593	0.549	0.498	0.352
369.22	0.651	0.565	0.534	0.472	0.327	0.664	0.593	0.549	0.498	0.352
369.72	0.651	0.565	0.523	0.471	0.327	0.665	0.598	0.549	0.497	0.352
370.22	0.652	0.564	0.533	0.473	0.329	0.671	0.598	0.549	0.499	0.352
370.72	0.667	0.563	0.533	0.474	0.329	0.665	0.597	0.551	0.495	0.352
371.22	0.653	0.564	0.522	0.473	0.328	0.665	0.592	0.550	0.495	0.352
371.72	0.656	0.566	0.524	0.472	0.328	0.666	0.592	0.550	0.496	0.352
372.22	0.654	0.566	0.521	0.472	0.329	0.665	0.595	0.550	0.498	0.352
372.72	0.667	0.568	0.532	0.473	0.328	0.665	0.594	0.551	0.493	0.352
373.22	0.655	0.567	0.522	0.473	0.327	0.665	0.594	0.550	0.496	0.352
373.72	0.654	0.568	0.552	0.473	0.328	0.666	0.595	0.550	0.499	0.352
374.22	0.653	0.568	0.534	0.473	0.327	0.666	0.593	0.549	0.498	0.352
374.72	0.667	0.567	0.534	0.473	0.327	0.666	0.592	0.549	0.494	0.352
375.22	0.653	0.566	0.536	0.473	0.292	0.666	0.597	0.549	0.493	0.352
375.72	0.655	0.567	0.536	0.473	0.299	0.666	0.594	0.549	0.491	0.356
376.22	0.654	0.566	0.533	0.473	0.333	0.666	0.593	0.549	0.492	0.356
376.72	0.655	0.564	0.535	0.468	0.341	0.666	0.595	0.549	0.496	0.353
377.22	0.656	0.568	0.532	0.476	0.344	0.667	0.589	0.550	0.493	0.357
377.72	0.501	0.404	0.384	0.340	0.236	0.515	0.424	0.380	0.360	0.299
379.45	0.528	0.451	0.416	0.398	0.291	0.551	0.421	0.405	0.374	0.315
379.68	0.563	0.505	0.448	0.427	0.332	0.628	0.486	0.478	0.415	0.327
380.18	0.620	0.565	0.511	0.474	0.335	0.641	0.565	0.548	0.474	0.349
380.68	0.654	0.566	0.536	0.472	0.335	0.677	0.579	0.554	0.493	0.357
381.18	0.654	0.566	0.532	0.474	0.333	0.676	0.594	0.558	0.491	0.351
381.68	0.655	0.565	0.534	0.474	0.334	0.666	0.592	0.560	0.491	0.348
382.18	0.656	0.568	0.534	0.475	0.335	0.665	0.594	0.563	0.493	0.355
382.68	0.655	0.565	0.534	0.475	0.335	0.671	0.593	0.559	0.494	0.352
383.18	0.656	0.567	0.535	0.475	0.331	0.666	0.592	0.556	0.494	0.360
383.68	0.656	0.568	0.533	0.475	0.331	0.665	0.595	0.554	0.495	0.358
384.18	0.654	0.554	0.536	0.475	0.333	0.664	0.596	0.549	0.491	0.356
384.68	0.654	0.569	0.534	0.474	0.330	0.666	0.596	0.555	0.501	0.356
385.18	0.653	0.567	0.535	0.474	0.367	0.667	0.595	0.554	0.499	0.353

t (h)	45°C					30°C				
	6.25 kg/m ³ -d	4.14 kg/m ³ -d	2.79 kg/m ³ -d	1.44 kg/m ³ -d	0.56 kg/m ³ -d	6.25 kg/m ³ -d	4.14 kg/m ³ -d	2.79 kg/m ³ -d	1.44 kg/m ³ -d	0.56 kg/m ³ -d
385.68	0.653	0.565	0.536	0.474	0.365	0.668	0.596	0.554	0.501	0.352
386.18	0.653	0.564	0.535	0.473	0.331	0.668	0.598	0.551	0.500	0.351
386.68	0.654	0.566	0.536	0.472	0.331	0.667	0.597	0.553	0.500	0.350
387.18	0.653	0.566	0.536	0.476	0.331	0.666	0.596	0.557	0.501	0.349
387.68	0.653	0.565	0.535	0.476	0.330	0.675	0.596	0.558	0.499	0.349
388.18	0.654	0.565	0.536	0.476	0.333	0.676	0.597	0.559	0.501	0.348
388.68	0.653	0.567	0.536	0.476	0.332	0.676	0.597	0.556	0.501	0.356
389.18	0.653	0.567	0.534	0.476	0.334	0.666	0.596	0.561	0.502	0.355
389.68	0.655	0.568	0.534	0.476	0.330	0.665	0.596	0.562	0.501	0.355
390.18	0.656	0.569	0.534	0.473	0.332	0.677	0.592	0.558	0.499	0.355
390.68	0.651	0.568	0.535	0.473	0.363	0.666	0.598	0.559	0.499	0.353
391.18	0.653	0.568	0.534	0.473	0.335	0.667	0.598	0.557	0.500	0.355
391.68	0.655	0.568	0.534	0.472	0.332	0.668	0.592	0.556	0.499	0.355
392.18	0.654	0.565	0.536	0.476	0.331	0.666	0.592	0.551	0.495	0.354
392.68	0.654	0.561	0.536	0.476	0.330	0.666	0.592	0.552	0.495	0.353
393.18	0.655	0.566	0.535	0.476	0.335	0.666	0.592	0.556	0.494	0.354
393.68	0.656	0.560	0.535	0.476	0.335	0.667	0.594	0.556	0.495	0.355
394.18	0.647	0.569	0.536	0.476	0.333	0.667	0.593	0.562	0.493	0.354
394.68	0.653	0.561	0.536	0.476	0.333	0.667	0.594	0.564	0.499	0.352
395.18	0.648	0.567	0.535	0.476	0.333	0.623	0.593	0.563	0.495	0.361
395.68	0.648	0.567	0.535	0.476	0.331	0.665	0.594	0.565	0.494	0.360
396.18	0.653	0.566	0.534	0.476	0.333	0.667	0.593	0.568	0.499	0.360
396.68	0.650	0.567	0.534	0.476	0.334	0.666	0.593	0.566	0.499	0.360
397.18	0.652	0.566	0.536	0.476	0.334	0.665	0.593	0.571	0.500	0.358
397.68	0.651	0.566	0.532	0.476	0.330	0.666	0.594	0.572	0.500	0.358
398.18	0.650	0.554	0.531	0.476	0.334	0.668	0.593	0.572	0.500	0.357
398.68	0.651	0.551	0.531	0.476	0.332	0.668	0.597	0.572	0.500	0.356
399.18	0.655	0.569	0.534	0.476	0.331	0.667	0.597	0.565	0.500	0.351
399.68	0.667	0.568	0.535	0.476	0.330	0.667	0.597	0.561	0.502	0.337
400.18	0.656	0.566	0.534	0.476	0.327	0.667	0.592	0.560	0.501	0.361
400.68	0.654	0.566	0.534	0.476	0.330	0.668	0.592	0.560	0.502	0.359
401.18	0.554	0.452	0.444	0.358	0.284	0.499	0.466	0.565	0.364	0.285
403.18	0.583	0.513	0.485	0.398	0.318	0.531	0.497	0.567	0.430	0.297

t (h)	45°C					30°C				
	6.25 kg/m ³ -d	4.14 kg/m ³ -d	2.79 kg/m ³ -d	1.44 kg/m ³ -d	0.56 kg/m ³ -d	6.25 kg/m ³ -d	4.14 kg/m ³ -d	2.79 kg/m ³ -d	1.44 kg/m ³ -d	0.56 kg/m ³ -d
403.68	0.622	0.544	0.507	0.438	0.328	0.564	0.530	0.568	0.466	0.334
404.18	0.649	0.559	0.522	0.479	0.328	0.634	0.561	0.568	0.488	0.356
404.68	0.646	0.568	0.527	0.479	0.328	0.667	0.593	0.569	0.493	0.357
405.18	0.655	0.567	0.531	0.479	0.328	0.668	0.592	0.577	0.494	0.357
405.68	0.656	0.567	0.531	0.479	0.328	0.665	0.592	0.571	0.494	0.359
406.18	0.656	0.567	0.535	0.479	0.328	0.667	0.592	0.562	0.492	0.358
406.68	0.656	0.566	0.533	0.478	0.328	0.665	0.592	0.560	0.492	0.360
407.18	0.654	0.567	0.532	0.478	0.328	0.668	0.598	0.563	0.494	0.352
407.68	0.655	0.565	0.531	0.478	0.328	0.667	0.593	0.564	0.495	0.339
408.18	0.653	0.564	0.531	0.478	0.328	0.667	0.593	0.566	0.495	0.359
408.68	0.646	0.568	0.531	0.478	0.328	0.665	0.593	0.557	0.495	0.360
409.18	0.655	0.566	0.531	0.478	0.328	0.668	0.593	0.553	0.495	0.352
409.68	0.655	0.568	0.531	0.478	0.328	0.667	0.593	0.558	0.495	0.357
410.18	0.655	0.552	0.529	0.478	0.328	0.666	0.593	0.560	0.494	0.356
410.68	0.652	0.551	0.533	0.478	0.328	0.667	0.593	0.560	0.495	0.357
411.18	0.655	0.568	0.532	0.478	0.328	0.667	0.594	0.564	0.496	0.357
411.68	0.654	0.568	0.531	0.478	0.328	0.666	0.593	0.566	0.496	0.358
412.18	0.653	0.568	0.535	0.478	0.328	0.666	0.594	0.559	0.496	0.359
412.68	0.655	0.567	0.534	0.478	0.328	0.665	0.594	0.557	0.496	0.360
413.18	0.656	0.566	0.534	0.478	0.328	0.677	0.593	0.557	0.496	0.356
413.68	0.653	0.565	0.531	0.478	0.328	0.677	0.593	0.558	0.496	0.352
414.18	0.654	0.564	0.536	0.478	0.328	0.677	0.593	0.558	0.496	0.360
414.68	0.650	0.565	0.536	0.478	0.328	0.675	0.593	0.551	0.497	0.359
415.18	0.654	0.565	0.531	0.479	0.328	0.683	0.593	0.550	0.497	0.352
415.68	0.653	0.567	0.531	0.479	0.328	0.680	0.594	0.556	0.497	0.353
416.18	0.654	0.567	0.533	0.479	0.328	0.677	0.592	0.557	0.497	0.355
416.68	0.656	0.566	0.529	0.479	0.328	0.676	0.592	0.561	0.498	0.355
417.18	0.654	0.566	0.535	0.479	0.328	0.675	0.592	0.560	0.498	0.361
417.68	0.653	0.568	0.535	0.479	0.328	0.680	0.597	0.561	0.499	0.359
418.18	0.654	0.568	0.535	0.479	0.328	0.676	0.592	0.559	0.498	0.358
418.68	0.654	0.568	0.535	0.479	0.328	0.670	0.592	0.560	0.499	0.360
419.18	0.653	0.567	0.535	0.479	0.328	0.670	0.592	0.560	0.499	0.358
419.68	0.655	0.568	0.533	0.478	0.328	0.668	0.592	0.562	0.495	0.360

t (h)	45°C					30°C				
	6.25 kg/m ³ -d	4.14 kg/m ³ -d	2.79 kg/m ³ -d	1.44 kg/m ³ -d	0.56 kg/m ³ -d	6.25 kg/m ³ -d	4.14 kg/m ³ -d	2.79 kg/m ³ -d	1.44 kg/m ³ -d	0.56 kg/m ³ -d
420.18	0.655	0.567	0.534	0.478	0.328	0.669	0.592	0.551	0.496	0.360
420.68	0.654	0.555	0.534	0.478	0.328	0.671	0.592	0.549	0.495	0.358
421.18	0.655	0.566	0.534	0.478	0.328	0.678	0.592	0.549	0.496	0.360
421.68	0.655	0.563	0.534	0.478	0.328	0.671	0.592	0.549	0.496	0.358
422.18	0.655	0.564	0.534	0.478	0.328	0.662	0.593	0.549	0.496	0.360
422.68	0.654	0.566	0.534	0.478	0.328	0.669	0.592	0.548	0.496	0.358
423.18	0.656	0.566	0.535	0.478	0.335	0.654	0.593	0.551	0.496	0.357
423.68	0.656	0.564	0.534	0.478	0.333	0.655	0.593	0.551	0.498	0.361
424.18	0.656	0.567	0.533	0.478	0.333	0.669	0.593	0.549	0.498	0.359
424.68	0.655	0.568	0.533	0.478	0.333	0.669	0.592	0.549	0.497	0.359
425.18	0.553	0.445	0.447	0.437	0.280	0.570	0.476	0.551	0.361	0.286
427.18	0.587	0.473	0.476	0.477	0.321	0.587	0.559	0.551	0.380	0.321
427.68	0.621	0.544	0.498	0.477	0.332	0.624	0.597	0.550	0.410	0.341
428.18	0.641	0.557	0.521	0.477	0.331	0.665	0.594	0.555	0.458	0.352
428.68	0.654	0.565	0.531	0.477	0.332	0.670	0.598	0.550	0.497	0.354
429.18	0.656	0.563	0.532	0.477	0.331	0.675	0.592	0.549	0.494	0.355
429.68	0.653	0.565	0.531	0.477	0.334	0.675	0.592	0.551	0.492	0.356
430.18	0.653	0.563	0.530	0.477	0.335	0.677	0.593	0.553	0.496	0.353
430.68	0.655	0.565	0.531	0.477	0.334	0.669	0.592	0.552	0.498	0.354
431.18	0.655	0.566	0.530	0.477	0.332	0.670	0.598	0.552	0.494	0.360
431.68	0.656	0.565	0.531	0.477	0.325	0.669	0.592	0.553	0.495	0.352
432.18	0.655	0.565	0.533	0.477	0.334	0.670	0.598	0.555	0.496	0.353
432.68	0.655	0.564	0.533	0.477	0.332	0.668	0.593	0.550	0.499	0.353
433.18	0.656	0.565	0.531	0.477	0.326	0.668	0.593	0.549	0.499	0.356
433.68	0.655	0.566	0.533	0.477	0.329	0.668	0.593	0.550	0.491	0.355
434.18	0.654	0.565	0.532	0.477	0.325	0.677	0.592	0.549	0.491	0.352
434.68	0.656	0.566	0.533	0.476	0.331	0.676	0.592	0.549	0.495	0.354
435.18	0.653	0.567	0.531	0.476	0.333	0.677	0.598	0.550	0.491	0.353
435.68	0.653	0.568	0.531	0.476	0.334	0.677	0.597	0.550	0.495	0.360
436.18	0.653	0.566	0.531	0.476	0.333	0.676	0.597	0.552	0.493	0.354
436.68	0.655	0.562	0.531	0.472	0.330	0.668	0.592	0.550	0.494	0.356
437.18	0.653	0.561	0.531	0.472	0.330	0.677	0.592	0.549	0.493	0.356
437.68	0.654	0.561	0.531	0.472	0.334	0.676	0.598	0.549	0.494	0.358

t (h)	45°C					30°C				
	6.25 kg/m ³ -d	4.14 kg/m ³ -d	2.79 kg/m ³ -d	1.44 kg/m ³ -d	0.56 kg/m ³ -d	6.25 kg/m ³ -d	4.14 kg/m ³ -d	2.79 kg/m ³ -d	1.44 kg/m ³ -d	0.56 kg/m ³ -d
438.18	0.655	0.562	0.533	0.472	0.335	0.677	0.593	0.549	0.492	0.358
438.68	0.655	0.562	0.531	0.472	0.331	0.678	0.592	0.549	0.492	0.357
439.18	0.654	0.561	0.533	0.472	0.332	0.669	0.598	0.548	0.493	0.360
439.68	0.656	0.562	0.531	0.472	0.335	0.668	0.201	0.549	0.492	0.355
440.18	0.650	0.561	0.531	0.471	0.333	0.676	0.198	0.549	0.491	0.353
440.68	0.656	0.561	0.531	0.471	0.333	0.668	0.192	0.549	0.491	0.361
441.18	0.653	0.560	0.531	0.471	0.331	0.678	0.593	0.549	0.494	0.358
441.68	0.653	0.561	0.533	0.471	0.331	0.670	0.592	0.550	0.494	0.358
442.18	0.654	0.562	0.533	0.471	0.326	0.670	0.596	0.549	0.494	0.360
442.68	0.655	0.561	0.533	0.471	0.325	0.670	0.596	0.549	0.493	0.358
443.18	0.655	0.561	0.533	0.471	0.320	0.668	0.597	0.549	0.491	0.359
443.68	0.654	0.562	0.530	0.471	0.320	0.671	0.597	0.549	0.492	0.353
444.18	0.654	0.561	0.533	0.471	0.321	0.668	0.596	0.553	0.491	0.358
444.68	0.656	0.562	0.533	0.470	0.320	0.672	0.594	0.549	0.494	0.354
445.18	0.655	0.566	0.531	0.470	0.320	0.672	0.597	0.549	0.494	0.355
445.68	0.656	0.566	0.531	0.470	0.319	0.660	0.596	0.549	0.493	0.354
446.18	0.656	0.566	0.533	0.470	0.326	0.674	0.597	0.550	0.493	0.352
446.68	0.653	0.566	0.533	0.470	0.328	0.671	0.597	0.552	0.494	0.360
447.18	0.653	0.567	0.533	0.470	0.332	0.668	0.597	0.553	0.495	0.359
447.68	0.654	0.568	0.533	0.470	0.330	0.656	0.597	0.555	0.495	0.355
448.18	0.655	0.567	0.531	0.470	0.330	0.681	0.597	0.555	0.496	0.355
448.68	0.655	0.568	0.531	0.470	0.332	0.680	0.597	0.552	0.496	0.353
449.18	0.506	0.444	0.446	0.388	0.280	0.481	0.428	0.406	0.329	0.288
450.07	0.539	0.468	0.478	0.390	0.309	0.504	0.471	0.431	0.367	0.318
450.57	0.572	0.531	0.506	0.421	0.320	0.596	0.510	0.467	0.436	0.323
451.07	0.608	0.563	0.522	0.470	0.321	0.630	0.597	0.526	0.466	0.351
451.57	0.652	0.563	0.531	0.472	0.330	0.664	0.596	0.556	0.494	0.358
452.07	0.652	0.564	0.532	0.473	0.333	0.664	0.592	0.556	0.484	0.360
452.57	0.650	0.563	0.532	0.474	0.325	0.663	0.592	0.556	0.496	0.360
453.07	0.651	0.565	0.533	0.475	0.331	0.662	0.593	0.557	0.497	0.360
453.57	0.651	0.565	0.533	0.474	0.334	0.664	0.595	0.556	0.493	0.361
454.07	0.651	0.565	0.532	0.475	0.358	0.662	0.597	0.556	0.492	0.357
454.57	0.652	0.565	0.532	0.476	0.334	0.664	0.596	0.556	0.492	0.360

t (h)	45°C					30°C				
	6.25 kg/m ³ -d	4.14 kg/m ³ -d	2.79 kg/m ³ -d	1.44 kg/m ³ -d	0.56 kg/m ³ -d	6.25 kg/m ³ -d	4.14 kg/m ³ -d	2.79 kg/m ³ -d	1.44 kg/m ³ -d	0.56 kg/m ³ -d
455.07	0.651	0.564	0.532	0.476	0.321	0.664	0.592	0.556	0.494	0.353
455.57	0.651	0.566	0.531	0.476	0.335	0.662	0.592	0.556	0.493	0.360
456.07	0.666	0.563	0.531	0.481	0.332	0.662	0.597	0.557	0.493	0.357
456.57	0.647	0.563	0.532	0.482	0.333	0.662	0.593	0.557	0.494	0.358
457.07	0.648	0.563	0.532	0.481	0.360	0.662	0.594	0.557	0.495	0.360
457.57	0.648	0.565	0.530	0.481	0.330	0.664	0.592	0.556	0.497	0.355
458.07	0.649	0.563	0.532	0.480	0.332	0.663	0.589	0.557	0.492	0.361
458.57	0.648	0.565	0.532	0.475	0.335	0.661	0.596	0.557	0.495	0.354
459.07	0.651	0.564	0.532	0.475	0.330	0.662	0.592	0.557	0.496	0.356
459.57	0.655	0.565	0.531	0.474	0.328	0.669	0.592	0.557	0.498	0.356
460.07	0.651	0.564	0.532	0.474	0.330	0.663	0.592	0.557	0.499	0.359
460.57	0.650	0.560	0.533	0.474	0.333	0.662	0.593	0.556	0.496	0.358
461.07	0.652	0.564	0.533	0.474	0.333	0.662	0.594	0.556	0.495	0.358
461.57	0.654	0.563	0.533	0.473	0.334	0.662	0.594	0.557	0.496	0.357
462.07	0.656	0.563	0.531	0.473	0.332	0.664	0.595	0.556	0.497	0.356
462.57	0.651	0.563	0.531	0.473	0.332	0.663	0.594	0.556	0.494	0.360
463.07	0.652	0.564	0.531	0.473	0.322	0.663	0.593	0.556	0.494	0.359
463.57	0.655	0.562	0.531	0.473	0.322	0.662	0.593	0.556	0.493	0.360
464.07	0.650	0.562	0.531	0.473	0.324	0.662	0.592	0.557	0.493	0.359
464.57	0.653	0.563	0.531	0.473	0.326	0.663	0.592	0.557	0.492	0.357
465.07	0.656	0.562	0.530	0.473	0.322	0.662	0.592	0.556	0.494	0.359
465.57	0.653	0.563	0.532	0.473	0.329	0.663	0.592	0.557	0.493	0.361
466.07	0.654	0.564	0.532	0.473	0.335	0.664	0.594	0.557	0.494	0.357
466.57	0.653	0.563	0.532	0.473	0.333	0.661	0.592	0.557	0.494	0.359
467.07	0.653	0.563	0.532	0.473	0.329	0.661	0.593	0.557	0.485	0.359
467.57	0.668	0.562	0.531	0.473	0.332	0.664	0.592	0.557	0.486	0.360
468.07	0.668	0.563	0.533	0.473	0.325	0.662	0.593	0.557	0.493	0.358
468.57	0.652	0.564	0.533	0.473	0.329	0.663	0.592	0.557	0.492	0.358
469.07	0.653	0.565	0.533	0.472	0.332	0.665	0.589	0.557	0.484	0.360
469.57	0.654	0.563	0.533	0.473	0.330	0.665	0.589	0.557	0.485	0.360
470.07	0.654	0.565	0.532	0.473	0.328	0.667	0.594	0.557	0.486	0.360
470.57	0.654	0.565	0.532	0.473	0.330	0.662	0.593	0.557	0.492	0.357
471.07	0.655	0.563	0.531	0.473	0.331	0.663	0.596	0.557	0.493	0.361

t (h)	45°C					30°C				
	6.25 kg/m ³ -d	4.14 kg/m ³ -d	2.79 kg/m ³ -d	1.44 kg/m ³ -d	0.56 kg/m ³ -d	6.25 kg/m ³ -d	4.14 kg/m ³ -d	2.79 kg/m ³ -d	1.44 kg/m ³ -d	0.56 kg/m ³ -d
471.57	0.650	0.562	0.533	0.472	0.332	0.662	0.597	0.557	0.491	0.358
472.07	0.652	0.563	0.531	0.472	0.332	0.664	0.596	0.557	0.492	0.358
472.57	0.654	0.564	0.531	0.473	0.330	0.665	0.598	0.557	0.491	0.357
473.07	0.653	0.564	0.531	0.473	0.330	0.665	0.593	0.557	0.495	0.358
473.57	0.505	0.442	0.446	0.326	0.286	0.512	0.463	0.399	0.398	0.288
474.88	0.561	0.472	0.487	0.367	0.319	0.540	0.483	0.428	0.432	0.318
475.38	0.572	0.505	0.516	0.409	0.331	0.601	0.534	0.458	0.463	0.343
475.88	0.606	0.545	0.533	0.464	0.331	0.640	0.572	0.491	0.495	0.350
476.38	0.650	0.564	0.531	0.464	0.328	0.662	0.590	0.552	0.493	0.357
476.88	0.667	0.565	0.532	0.464	0.326	0.664	0.592	0.552	0.493	0.359
477.38	0.667	0.565	0.532	0.467	0.326	0.663	0.594	0.553	0.499	0.353
477.88	0.667	0.565	0.533	0.469	0.328	0.662	0.596	0.553	0.493	0.347
478.38	0.667	0.563	0.532	0.470	0.328	0.662	0.593	0.553	0.493	0.350
478.88	0.667	0.563	0.532	0.469	0.327	0.661	0.594	0.554	0.492	0.352
479.38	0.667	0.563	0.533	0.465	0.325	0.663	0.596	0.554	0.494	0.350
479.88	0.654	0.564	0.532	0.471	0.333	0.665	0.593	0.554	0.496	0.350
480.38	0.667	0.565	0.532	0.472	0.330	0.662	0.594	0.554	0.492	0.351
480.88	0.668	0.565	0.532	0.469	0.334	0.662	0.593	0.554	0.493	0.348
481.38	0.669	0.565	0.533	0.467	0.333	0.664	0.590	0.554	0.492	0.352
481.88	0.668	0.565	0.534	0.465	0.325	0.663	0.594	0.554	0.486	0.349
482.38	0.655	0.565	0.533	0.470	0.330	0.668	0.592	0.554	0.497	0.348
482.88	0.656	0.565	0.533	0.467	0.332	0.662	0.592	0.554	0.494	0.350
483.38	0.654	0.566	0.534	0.470	0.334	0.664	0.595	0.554	0.498	0.349
483.88	0.654	0.565	0.533	0.469	0.329	0.663	0.594	0.553	0.492	0.351
484.38	0.653	0.565	0.533	0.475	0.332	0.668	0.589	0.553	0.495	0.351
484.88	0.668	0.565	0.534	0.434	0.332	0.664	0.592	0.556	0.496	0.353
485.38	0.654	0.565	0.534	0.474	0.331	0.663	0.597	0.552	0.499	0.357
485.88	0.653	0.565	0.534	0.472	0.330	0.662	0.598	0.552	0.495	0.357
486.38	0.655	0.561	0.534	0.468	0.332	0.664	0.593	0.552	0.496	0.360
486.88	0.654	0.560	0.533	0.475	0.335	0.663	0.592	0.553	0.495	0.361
487.38	0.655	0.566	0.533	0.473	0.334	0.666	0.598	0.553	0.498	0.361
487.88	0.669	0.579	0.533	0.475	0.327	0.664	0.598	0.553	0.492	0.356
488.38	0.653	0.560	0.533	0.470	0.332	0.664	0.594	0.553	0.495	0.352

t (h)	45°C					30°C				
	6.25 kg/m ³ -d	4.14 kg/m ³ -d	2.79 kg/m ³ -d	1.44 kg/m ³ -d	0.56 kg/m ³ -d	6.25 kg/m ³ -d	4.14 kg/m ³ -d	2.79 kg/m ³ -d	1.44 kg/m ³ -d	0.56 kg/m ³ -d
488.88	0.655	0.561	0.533	0.465	0.334	0.662	0.597	0.550	0.496	0.356
489.38	0.654	0.563	0.533	0.473	0.331	0.663	0.590	0.550	0.497	0.354
489.88	0.654	0.564	0.533	0.468	0.332	0.663	0.594	0.553	0.499	0.355
490.38	0.654	0.565	0.533	0.466	0.335	0.662	0.593	0.552	0.498	0.354
490.88	0.654	0.565	0.532	0.469	0.332	0.661	0.593	0.552	0.493	0.356
491.38	0.669	0.565	0.532	0.467	0.334	0.663	0.593	0.552	0.494	0.356
491.88	0.653	0.564	0.532	0.471	0.332	0.664	0.593	0.551	0.495	0.353
492.38	0.655	0.563	0.532	0.470	0.330	0.662	0.592	0.552	0.495	0.354
492.88	0.653	0.565	0.531	0.472	0.327	0.666	0.592	0.557	0.493	0.356
493.38	0.656	0.563	0.533	0.466	0.276	0.663	0.593	0.550	0.494	0.353
493.88	0.656	0.565	0.532	0.465	0.279	0.663	0.592	0.552	0.493	0.354
494.38	0.654	0.564	0.532	0.465	0.333	0.664	0.593	0.552	0.494	0.360
494.88	0.667	0.560	0.533	0.470	0.333	0.662	0.590	0.552	0.495	0.360
495.38	0.654	0.563	0.531	0.466	0.327	0.662	0.593	0.552	0.494	0.359
495.88	0.654	0.564	0.532	0.468	0.334	0.662	0.592	0.552	0.495	0.358
496.38	0.654	0.560	0.530	0.468	0.332	0.663	0.593	0.553	0.494	0.354
496.88	0.470	0.448	0.450	0.425	0.280	0.569	0.474	0.401	0.370	0.277
498.30	0.481	0.478	0.469	0.416	0.317	0.603	0.501	0.459	0.430	0.301
498.80	0.533	0.510	0.375	0.437	0.325	0.632	0.538	0.489	0.465	0.331
499.30	0.538	0.565	0.515	0.452	0.331	0.644	0.592	0.520	0.494	0.349
499.80	0.589	0.563	0.532	0.459	0.330	0.668	0.594	0.550	0.491	0.348
500.30	0.654	0.564	0.531	0.465	0.325	0.667	0.593	0.550	0.491	0.349
500.80	0.653	0.565	0.532	0.472	0.335	0.666	0.594	0.550	0.492	0.350
501.30	0.652	0.563	0.532	0.471	0.334	0.666	0.593	0.550	0.492	0.358
501.80	0.655	0.563	0.530	0.474	0.330	0.662	0.594	0.550	0.499	0.352
502.30	0.669	0.565	0.531	0.468	0.327	0.667	0.594	0.550	0.497	0.350
502.80	0.654	0.565	0.531	0.471	0.328	0.665	0.593	0.550	0.497	0.353
503.30	0.655	0.563	0.532	0.467	0.328	0.658	0.593	0.550	0.497	0.352
503.80	0.670	0.565	0.533	0.468	0.327	0.662	0.594	0.550	0.496	0.360
504.30	0.651	0.565	0.533	0.471	0.328	0.660	0.593	0.550	0.493	0.355
504.80	0.656	0.565	0.531	0.470	0.328	0.659	0.594	0.550	0.495	0.355
505.30	0.655	0.566	0.532	0.471	0.327	0.660	0.594	0.550	0.493	0.349
505.80	0.654	0.565	0.533	0.472	0.329	0.659	0.596	0.550	0.492	0.361

t (h)	45°C					30°C				
	6.25 kg/m ³ -d	4.14 kg/m ³ -d	2.79 kg/m ³ -d	1.44 kg/m ³ -d	0.56 kg/m ³ -d	6.25 kg/m ³ -d	4.14 kg/m ³ -d	2.79 kg/m ³ -d	1.44 kg/m ³ -d	0.56 kg/m ³ -d
506.30	0.655	0.566	0.532	0.470	0.329	0.659	0.596	0.550	0.494	0.353
506.80	0.655	0.563	0.531	0.472	0.334	0.661	0.597	0.550	0.496	0.352
507.30	0.666	0.565	0.532	0.465	0.335	0.660	0.592	0.550	0.494	0.355
507.80	0.655	0.565	0.532	0.470	0.332	0.658	0.593	0.550	0.492	0.357
508.30	0.652	0.565	0.532	0.464	0.335	0.666	0.593	0.550	0.494	0.358
508.80	0.656	0.564	0.532	0.472	0.333	0.658	0.592	0.550	0.496	0.359
509.30	0.652	0.564	0.532	0.470	0.335	0.663	0.593	0.550	0.491	0.359
509.80	0.650	0.564	0.532	0.470	0.331	0.661	0.592	0.550	0.496	0.361
510.30	0.652	0.563	0.531	0.465	0.329	0.659	0.593	0.550	0.496	0.353
510.80	0.656	0.563	0.531	0.465	0.326	0.659	0.592	0.550	0.495	0.347
511.30	0.669	0.565	0.532	0.467	0.325	0.664	0.588	0.550	0.497	0.353
511.80	0.653	0.566	0.532	0.466	0.330	0.659	0.592	0.550	0.499	0.355
512.30	0.652	0.563	0.531	0.457	0.332	0.660	0.594	0.550	0.499	0.354
512.80	0.655	0.566	0.531	0.465	0.333	0.659	0.592	0.550	0.495	0.354
513.30	0.649	0.564	0.531	0.468	0.333	0.659	0.592	0.550	0.492	0.355
513.80	0.656	0.563	0.530	0.464	0.334	0.659	0.594	0.550	0.494	0.356
514.30	0.667	0.563	0.531	0.470	0.335	0.659	0.594	0.550	0.498	0.347
514.80	0.647	0.564	0.532	0.468	0.330	0.658	0.592	0.550	0.495	0.356
515.30	0.653	0.563	0.532	0.467	0.335	0.660	0.592	0.550	0.495	0.349
515.80	0.650	0.563	0.532	0.470	0.329	0.660	0.596	0.550	0.492	0.348
516.30	0.668	0.563	0.532	0.465	0.326	0.669	0.598	0.550	0.492	0.348
516.80	0.656	0.563	0.531	0.470	0.325	0.658	0.596	0.551	0.498	0.350
517.30	0.653	0.564	0.531	0.471	0.330	0.659	0.595	0.551	0.499	0.353
517.80	0.651	0.565	0.531	0.467	0.331	0.661	0.594	0.551	0.491	0.351
518.30	0.651	0.565	0.531	0.471	0.414	0.658	0.594	0.551	0.491	0.353
518.80	0.651	0.564	0.532	0.459	0.411	0.658	0.594	0.551	0.492	0.352
519.30	0.650	0.564	0.532	0.459	0.328	0.659	0.595	0.551	0.493	0.353
519.80	0.652	0.563	0.532	0.456	0.334	0.660	0.594	0.551	0.494	0.354
520.30	0.651	0.563	0.532	0.466	0.334	0.661	0.593	0.551	0.493	0.357
520.80	0.518	0.441	0.411	0.360	0.263	0.548	0.448	0.418	0.398	0.283
522.28	0.551	0.441	0.457	0.402	0.301	0.602	0.503	0.429	0.469	0.287
522.78	0.591	0.504	0.479	0.417	0.321	0.635	0.519	0.464	0.511	0.316
523.28	0.625	0.534	0.508	0.473	0.327	0.668	0.565	0.502	0.493	0.334

t (h)	45°C					30°C				
	6.25 kg/m ³ -d	4.14 kg/m ³ -d	2.79 kg/m ³ -d	1.44 kg/m ³ -d	0.56 kg/m ³ -d	6.25 kg/m ³ -d	4.14 kg/m ³ -d	2.79 kg/m ³ -d	1.44 kg/m ³ -d	0.56 kg/m ³ -d
523.78	0.653	0.565	0.528	0.464	0.332	0.671	0.596	0.535	0.494	0.343
524.28	0.653	0.563	0.535	0.464	0.332	0.670	0.592	0.536	0.495	0.348
524.78	0.653	0.563	0.535	0.464	0.331	0.670	0.596	0.542	0.497	0.355
525.28	0.653	0.563	0.535	0.464	0.329	0.661	0.596	0.544	0.496	0.352
525.78	0.653	0.564	0.536	0.467	0.330	0.659	0.595	0.547	0.491	0.357
526.28	0.654	0.566	0.536	0.464	0.328	0.657	0.597	0.549	0.494	0.353
526.72	0.654	0.565	0.535	0.465	0.325	0.665	0.598	0.550	0.492	0.354
527.22	0.653	0.565	0.535	0.454	0.340	0.662	0.597	0.553	0.493	0.352
527.72	0.653	0.566	0.535	0.457	0.329	0.657	0.593	0.556	0.495	0.368
528.22	0.654	0.565	0.535	0.470	0.334	0.665	0.593	0.558	0.496	0.354
528.72	0.654	0.563	0.535	0.469	0.333	0.668	0.593	0.557	0.494	0.356
529.22	0.654	0.563	0.535	0.471	0.323	0.648	0.593	0.555	0.496	0.361
529.72	0.656	0.564	0.536	0.472	0.324	0.664	0.592	0.559	0.497	0.368
530.22	0.654	0.564	0.536	0.468	0.323	0.661	0.593	0.559	0.496	0.355
530.72	0.655	0.565	0.536	0.471	0.334	0.661	0.598	0.557	0.493	0.353
531.22	0.654	0.564	0.536	0.473	0.334	0.659	0.595	0.559	0.493	0.368
531.72	0.654	0.565	0.536	0.473	0.334	0.663	0.592	0.556	0.491	0.354
532.22	0.655	0.564	0.536	0.473	0.329	0.658	0.596	0.555	0.493	0.356
532.72	0.654	0.564	0.536	0.474	0.333	0.664	0.592	0.553	0.493	0.353
533.22	0.655	0.564	0.536	0.475	0.328	0.666	0.593	0.555	0.495	0.354
533.72	0.652	0.564	0.531	0.475	0.326	0.662	0.592	0.557	0.491	0.355
534.22	0.653	0.563	0.531	0.475	0.330	0.664	0.596	0.559	0.496	0.348
534.72	0.653	0.564	0.531	0.475	0.333	0.658	0.592	0.569	0.499	0.345
535.22	0.653	0.563	0.531	0.475	0.335	0.656	0.595	0.559	0.497	0.344
535.72	0.653	0.565	0.531	0.475	0.319	0.666	0.595	0.564	0.493	0.345
536.22	0.653	0.563	0.531	0.475	0.332	0.658	0.596	0.567	0.499	0.351
536.72	0.653	0.564	0.532	0.476	0.333	0.652	0.597	0.565	0.496	0.351
537.22	0.653	0.563	0.536	0.469	0.331	0.660	0.597	0.562	0.490	0.349
537.72	0.653	0.563	0.536	0.469	0.334	0.670	0.592	0.555	0.492	0.349
538.22	0.652	0.563	0.536	0.469	0.334	0.661	0.592	0.553	0.496	0.349
538.72	0.652	0.564	0.535	0.470	0.332	0.672	0.595	0.555	0.498	0.349
539.22	0.651	0.564	0.534	0.470	0.331	0.667	0.594	0.544	0.498	0.347
539.72	0.652	0.565	0.536	0.469	0.334	0.667	0.593	0.552	0.495	0.347

t (h)	45°C					30°C				
	6.25 kg/m ³ -d	4.14 kg/m ³ -d	2.79 kg/m ³ -d	1.44 kg/m ³ -d	0.56 kg/m ³ -d	6.25 kg/m ³ -d	4.14 kg/m ³ -d	2.79 kg/m ³ -d	1.44 kg/m ³ -d	0.56 kg/m ³ -d
540.22	0.652	0.565	0.531	0.469	0.332	0.667	0.594	0.554	0.496	0.351
540.72	0.654	0.565	0.531	0.468	0.332	0.668	0.592	0.544	0.498	0.349
541.22	0.654	0.564	0.532	0.469	0.333	0.667	0.594	0.550	0.495	0.349
541.72	0.654	0.565	0.531	0.469	0.332	0.667	0.589	0.551	0.496	0.342
542.22	0.653	0.565	0.531	0.468	0.333	0.667	0.596	0.550	0.494	0.351
542.72	0.654	0.563	0.531	0.469	0.334	0.665	0.590	0.557	0.492	0.351
543.22	0.655	0.564	0.531	0.468	0.332	0.667	0.592	0.547	0.491	0.351
543.72	0.655	0.564	0.531	0.468	0.331	0.667	0.593	0.543	0.490	0.351
544.22	0.655	0.564	0.532	0.472	0.331	0.665	0.594	0.543	0.487	0.350
544.72	0.524	0.454	0.458	0.364	0.255	0.503	0.474	0.398	0.390	0.281
546.33	0.598	0.483	0.479	0.400	0.293	0.549	0.505	0.428	0.439	0.315
546.83	0.653	0.545	0.518	0.410	0.316	0.634	0.512	0.489	0.477	0.334
547.33	0.650	0.565	0.531	0.466	0.319	0.665	0.596	0.552	0.487	0.347
547.83	0.652	0.560	0.531	0.467	0.334	0.666	0.597	0.552	0.494	0.353
548.33	0.653	0.560	0.532	0.465	0.333	0.665	0.597	0.553	0.495	0.348
548.83	0.652	0.561	0.532	0.467	0.333	0.665	0.598	0.553	0.495	0.351
549.33	0.653	0.560	0.532	0.466	0.333	0.665	0.597	0.553	0.491	0.351
549.83	0.652	0.565	0.532	0.466	0.334	0.660	0.597	0.553	0.499	0.348
550.33	0.652	0.564	0.532	0.466	0.329	0.658	0.597	0.553	0.499	0.351
550.83	0.652	0.565	0.532	0.466	0.332	0.649	0.596	0.553	0.498	0.351
551.33	0.653	0.564	0.532	0.466	0.328	0.659	0.597	0.553	0.497	0.347
551.83	0.651	0.564	0.532	0.466	0.331	0.651	0.598	0.553	0.497	0.348
552.33	0.651	0.564	0.533	0.466	0.330	0.659	0.597	0.566	0.497	0.349
552.83	0.652	0.565	0.533	0.466	0.333	0.659	0.598	0.559	0.498	0.348
553.33	0.654	0.560	0.533	0.465	0.333	0.659	0.592	0.559	0.499	0.349
553.83	0.654	0.560	0.532	0.465	0.327	0.659	0.592	0.560	0.496	0.342
554.33	0.655	0.560	0.532	0.465	0.330	0.661	0.598	0.562	0.492	0.348
554.83	0.652	0.561	0.532	0.466	0.333	0.659	0.592	0.561	0.494	0.349
555.33	0.651	0.561	0.533	0.466	0.334	0.659	0.592	0.562	0.493	0.350
555.83	0.652	0.561	0.530	0.466	0.332	0.659	0.593	0.562	0.495	0.349
556.33	0.652	0.561	0.533	0.466	0.331	0.659	0.593	0.563	0.492	0.347
556.83	0.654	0.565	0.532	0.467	0.334	0.660	0.594	0.562	0.487	0.348
557.33	0.654	0.565	0.531	0.467	0.334	0.659	0.598	0.562	0.491	0.352

t (h)	45°C					30°C				
	6.25 kg/m ³ -d	4.14 kg/m ³ -d	2.79 kg/m ³ -d	1.44 kg/m ³ -d	0.56 kg/m ³ -d	6.25 kg/m ³ -d	4.14 kg/m ³ -d	2.79 kg/m ³ -d	1.44 kg/m ³ -d	0.56 kg/m ³ -d
557.83	0.651	0.564	0.530	0.467	0.333	0.667	0.597	0.561	0.491	0.352
558.33	0.651	0.560	0.532	0.468	0.330	0.666	0.597	0.561	0.493	0.349
558.83	0.652	0.561	0.532	0.467	0.335	0.665	0.594	0.560	0.495	0.347
559.33	0.650	0.561	0.532	0.467	0.335	0.667	0.598	0.559	0.499	0.339
559.83	0.655	0.565	0.532	0.467	0.333	0.666	0.597	0.558	0.496	0.342
560.33	0.650	0.565	0.532	0.468	0.333	0.667	0.597	0.553	0.496	0.348
560.83	0.650	0.560	0.532	0.467	0.322	0.668	0.596	0.554	0.496	0.361
561.33	0.656	0.565	0.531	0.468	0.323	0.666	0.596	0.554	0.495	0.361
561.83	0.651	0.565	0.531	0.468	0.335	0.666	0.596	0.553	0.491	0.350
562.33	0.654	0.560	0.531	0.469	0.320	0.662	0.596	0.553	0.497	0.351
562.83	0.654	0.560	0.531	0.469	0.320	0.663	0.597	0.553	0.494	0.348
563.33	0.654	0.560	0.531	0.469	0.325	0.662	0.597	0.553	0.494	0.340
563.83	0.654	0.560	0.531	0.469	0.324	0.662	0.597	0.552	0.494	0.355
564.33	0.654	0.565	0.531	0.468	0.327	0.666	0.596	0.552	0.494	0.354
564.83	0.655	0.560	0.532	0.469	0.327	0.665	0.597	0.552	0.494	0.351
565.33	0.653	0.560	0.532	0.469	0.323	0.667	0.597	0.552	0.493	0.350
565.83	0.653	0.565	0.531	0.469	0.326	0.664	0.596	0.552	0.495	0.352
566.33	0.653	0.564	0.532	0.469	0.329	0.665	0.597	0.552	0.494	0.351
566.83	0.653	0.560	0.532	0.470	0.329	0.665	0.596	0.552	0.496	0.350
567.33	0.654	0.560	0.531	0.470	0.328	0.666	0.595	0.552	0.494	0.352
567.83	0.656	0.561	0.531	0.470	0.329	0.665	0.596	0.552	0.492	0.350
568.33	0.655	0.561	0.531	0.470	0.330	0.667	0.597	0.552	0.492	0.348
568.83	0.555	0.486	0.469	0.384	0.291	0.557	0.469	0.552	0.364	0.303
570.83	0.582	0.514	0.492	0.422	0.320	0.597	0.501	0.552	0.407	0.298
571.33	0.618	0.557	0.531	0.467	0.333	0.659	0.532	0.552	0.450	0.328
571.83	0.652	0.564	0.531	0.470	0.325	0.662	0.565	0.552	0.495	0.343
572.33	0.652	0.564	0.533	0.468	0.331	0.660	0.596	0.557	0.493	0.349
572.83	0.651	0.564	0.530	0.470	0.330	0.665	0.596	0.564	0.496	0.351
573.33	0.650	0.565	0.532	0.471	0.330	0.657	0.597	0.565	0.500	0.351
573.83	0.650	0.565	0.532	0.471	0.334	0.657	0.597	0.565	0.502	0.351
574.33	0.653	0.566	0.532	0.469	0.328	0.657	0.596	0.565	0.500	0.351
574.83	0.654	0.566	0.532	0.469	0.326	0.657	0.597	0.565	0.500	0.349
575.33	0.653	0.565	0.531	0.468	0.326	0.657	0.596	0.564	0.501	0.351

t (h)	45°C					30°C				
	6.25 kg/m ³ -d	4.14 kg/m ³ -d	2.79 kg/m ³ -d	1.44 kg/m ³ -d	0.56 kg/m ³ -d	6.25 kg/m ³ -d	4.14 kg/m ³ -d	2.79 kg/m ³ -d	1.44 kg/m ³ -d	0.56 kg/m ³ -d
575.83	0.653	0.565	0.531	0.468	0.331	0.657	0.596	0.564	0.492	0.350
576.33	0.654	0.565	0.531	0.468	0.326	0.657	0.596	0.558	0.495	0.349
576.83	0.655	0.565	0.531	0.467	0.326	0.657	0.596	0.551	0.495	0.355
577.33	0.655	0.564	0.533	0.467	0.327	0.657	0.597	0.551	0.496	0.350
577.83	0.655	0.564	0.533	0.468	0.328	0.657	0.597	0.551	0.499	0.350
578.33	0.656	0.565	0.533	0.469	0.329	0.663	0.596	0.551	0.492	0.351
578.83	0.641	0.565	0.533	0.469	0.332	0.663	0.596	0.552	0.493	0.353
579.33	0.655	0.565	0.533	0.470	0.334	0.664	0.597	0.552	0.491	0.353
579.83	0.655	0.561	0.533	0.469	0.332	0.664	0.596	0.552	0.493	0.354
580.33	0.655	0.561	0.530	0.468	0.333	0.665	0.596	0.552	0.499	0.355
580.83	0.655	0.561	0.530	0.469	0.334	0.664	0.597	0.552	0.493	0.353
581.33	0.655	0.566	0.533	0.468	0.325	0.663	0.597	0.552	0.498	0.353
581.83	0.655	0.560	0.533	0.468	0.326	0.663	0.597	0.551	0.498	0.350
582.33	0.654	0.560	0.533	0.469	0.332	0.664	0.597	0.552	0.491	0.350
582.83	0.653	0.560	0.533	0.468	0.332	0.662	0.597	0.552	0.498	0.353
583.33	0.656	0.560	0.531	0.468	0.325	0.667	0.597	0.552	0.496	0.354
583.83	0.656	0.560	0.531	0.469	0.327	0.666	0.597	0.552	0.496	0.354
584.33	0.656	0.561	0.531	0.467	0.331	0.665	0.596	0.552	0.496	0.357
584.83	0.656	0.560	0.531	0.467	0.329	0.665	0.597	0.552	0.497	0.359
585.33	0.650	0.560	0.533	0.467	0.330	0.665	0.597	0.552	0.491	0.360
585.83	0.647	0.560	0.532	0.467	0.330	0.664	0.598	0.552	0.491	0.356
586.33	0.656	0.561	0.532	0.469	0.332	0.665	0.598	0.552	0.494	0.364
586.83	0.655	0.561	0.533	0.469	0.333	0.664	0.597	0.550	0.493	0.359
587.33	0.655	0.561	0.532	0.468	0.334	0.665	0.597	0.552	0.492	0.359
587.83	0.656	0.561	0.532	0.468	0.333	0.664	0.597	0.552	0.493	0.363
588.33	0.656	0.560	0.532	0.468	0.333	0.666	0.598	0.552	0.492	0.357
588.83	0.656	0.561	0.531	0.468	0.334	0.664	0.598	0.552	0.494	0.355
589.33	0.653	0.561	0.531	0.468	0.334	0.664	0.597	0.552	0.493	0.357
589.83	0.656	0.562	0.533	0.468	0.333	0.663	0.597	0.553	0.494	0.359
590.33	0.651	0.562	0.531	0.468	0.330	0.664	0.597	0.553	0.492	0.359
590.83	0.655	0.561	0.531	0.468	0.331	0.662	0.598	0.553	0.492	0.354
591.33	0.652	0.561	0.531	0.468	0.332	0.662	0.598	0.553	0.492	0.353
591.83	0.646	0.561	0.531	0.468	0.332	0.664	0.597	0.553	0.492	0.357

t (h)	45°C					30°C				
	6.25 kg/m ³ -d	4.14 kg/m ³ -d	2.79 kg/m ³ -d	1.44 kg/m ³ -d	0.56 kg/m ³ -d	6.25 kg/m ³ -d	4.14 kg/m ³ -d	2.79 kg/m ³ -d	1.44 kg/m ³ -d	0.56 kg/m ³ -d
592.33	0.652	0.566	0.530	0.469	0.334	0.662	0.596	0.550	0.494	0.356
592.83	0.652	0.560	0.533	0.469	0.333	0.662	0.596	0.553	0.494	0.356
593.33	0.551	0.454	0.396	0.363	0.297	0.563	0.470	0.370	0.402	0.286
595.33	0.588	0.485	0.500	0.403	0.311	0.594	0.501	0.401	0.440	0.311
595.83	0.619	0.515	0.518	0.427	0.322	0.628	0.533	0.431	0.457	0.335
596.33	0.652	0.545	0.531	0.467	0.329	0.662	0.565	0.462	0.497	0.341
596.83	0.652	0.563	0.532	0.465	0.325	0.661	0.596	0.493	0.496	0.351
597.33	0.652	0.563	0.532	0.468	0.325	0.662	0.595	0.523	0.495	0.366
597.83	0.652	0.564	0.533	0.469	0.329	0.662	0.595	0.554	0.495	0.361
598.33	0.651	0.564	0.532	0.469	0.329	0.662	0.595	0.554	0.493	0.360
598.83	0.650	0.564	0.532	0.469	0.327	0.662	0.595	0.555	0.494	0.358
599.33	0.656	0.564	0.532	0.469	0.328	0.662	0.596	0.562	0.501	0.358
599.83	0.656	0.564	0.532	0.469	0.321	0.662	0.595	0.559	0.500	0.359
600.33	0.656	0.565	0.532	0.469	0.322	0.663	0.596	0.559	0.500	0.357
600.83	0.656	0.565	0.532	0.470	0.326	0.662	0.595	0.554	0.502	0.357
601.33	0.656	0.565	0.532	0.468	0.324	0.664	0.595	0.554	0.502	0.361
601.83	0.655	0.563	0.531	0.467	0.326	0.664	0.595	0.557	0.503	0.358
602.33	0.655	0.566	0.532	0.468	0.329	0.664	0.595	0.557	0.499	0.357
602.83	0.655	0.563	0.532	0.471	0.330	0.663	0.597	0.558	0.502	0.360
603.33	0.655	0.563	0.532	0.469	0.333	0.664	0.594	0.557	0.502	0.357
603.83	0.655	0.563	0.533	0.468	0.331	0.664	0.594	0.558	0.501	0.360
604.33	0.656	0.564	0.532	0.469	0.334	0.664	0.592	0.558	0.500	0.359
604.83	0.655	0.563	0.533	0.468	0.335	0.661	0.593	0.559	0.499	0.361
605.33	0.655	0.563	0.533	0.470	0.335	0.664	0.592	0.559	0.498	0.359
605.83	0.656	0.565	0.532	0.465	0.330	0.664	0.593	0.559	0.498	0.353
606.33	0.649	0.564	0.533	0.468	0.335	0.662	0.594	0.559	0.498	0.359
606.83	0.650	0.565	0.533	0.470	0.334	0.663	0.598	0.559	0.497	0.360
607.33	0.650	0.564	0.533	0.468	0.331	0.663	0.597	0.559	0.496	0.361
607.83	0.650	0.563	0.533	0.469	0.330	0.663	0.597	0.560	0.495	0.360
608.33	0.650	0.566	0.533	0.468	0.333	0.664	0.597	0.560	0.494	0.360
608.83	0.650	0.563	0.532	0.469	0.330	0.662	0.597	0.560	0.491	0.354
609.33	0.650	0.568	0.532	0.469	0.333	0.662	0.597	0.560	0.488	0.354
609.83	0.650	0.568	0.531	0.469	0.334	0.662	0.597	0.559	0.490	0.355

t (h)	45°C					30°C				
	6.25 kg/m ³ -d	4.14 kg/m ³ -d	2.79 kg/m ³ -d	1.44 kg/m ³ -d	0.56 kg/m ³ -d	6.25 kg/m ³ -d	4.14 kg/m ³ -d	2.79 kg/m ³ -d	1.44 kg/m ³ -d	0.56 kg/m ³ -d
610.33	0.652	0.568	0.531	0.469	0.333	0.662	0.596	0.551	0.488	0.348
610.83	0.652	0.563	0.531	0.470	0.334	0.664	0.596	0.555	0.521	0.347
611.33	0.650	0.568	0.532	0.469	0.332	0.662	0.596	0.552	0.503	0.356
611.83	0.650	0.566	0.532	0.470	0.331	0.663	0.596	0.550	0.500	0.356
612.33	0.651	0.568	0.532	0.469	0.330	0.662	0.597	0.551	0.497	0.348
612.83	0.650	0.568	0.532	0.470	0.332	0.663	0.596	0.551	0.488	0.355
613.33	0.650	0.567	0.532	0.469	0.331	0.663	0.597	0.550	0.496	0.356
613.83	0.650	0.568	0.532	0.470	0.330	0.663	0.593	0.552	0.488	0.356
614.33	0.649	0.568	0.532	0.470	0.330	0.664	0.592	0.552	0.502	0.348
614.83	0.656	0.567	0.533	0.470	0.333	0.664	0.595	0.551	0.499	0.348
615.33	0.656	0.567	0.532	0.469	0.335	0.664	0.593	0.552	0.500	0.349
615.83	0.656	0.567	0.532	0.470	0.325	0.663	0.598	0.551	0.497	0.357
616.33	0.656	0.568	0.532	0.469	0.331	0.663	0.594	0.550	0.495	0.350
616.83	0.655	0.568	0.531	0.472	0.326	0.663	0.598	0.550	0.495	0.351
617.33	0.538	0.432	0.433	0.357	0.257	0.503	0.500	0.439	0.373	0.319
618.62	0.597	0.461	0.475	0.397	0.297	0.571	0.557	0.459	0.419	0.334
619.37	0.625	0.491	0.510	0.442	0.324	0.670	0.593	0.516	0.481	0.351
619.87	0.655	0.552	0.534	0.459	0.325	0.660	0.594	0.547	0.503	0.350
620.37	0.654	0.552	0.536	0.465	0.324	0.658	0.597	0.548	0.502	0.351
620.87	0.652	0.561	0.536	0.466	0.323	0.659	0.598	0.549	0.502	0.349
621.37	0.653	0.561	0.535	0.468	0.325	0.683	0.592	0.550	0.502	0.353
621.87	0.655	0.562	0.535	0.467	0.326	0.681	0.593	0.550	0.502	0.351
622.37	0.653	0.562	0.536	0.467	0.328	0.660	0.594	0.550	0.499	0.350
622.87	0.654	0.564	0.534	0.469	0.327	0.661	0.594	0.551	0.500	0.355
623.37	0.668	0.561	0.534	0.467	0.329	0.677	0.593	0.551	0.499	0.355
623.87	0.654	0.565	0.536	0.466	0.326	0.660	0.594	0.551	0.500	0.354
624.37	0.653	0.563	0.535	0.471	0.326	0.668	0.597	0.552	0.503	0.355
624.87	0.668	0.565	0.536	0.469	0.327	0.663	0.597	0.552	0.503	0.356
625.37	0.667	0.564	0.534	0.472	0.326	0.665	0.592	0.552	0.502	0.353
625.87	0.654	0.563	0.536	0.471	0.329	0.662	0.594	0.547	0.502	0.347
626.37	0.651	0.562	0.535	0.468	0.329	0.666	0.592	0.547	0.502	0.359
626.87	0.654	0.563	0.535	0.467	0.329	0.666	0.596	0.547	0.502	0.347
627.37	0.655	0.561	0.534	0.466	0.329	0.666	0.594	0.548	0.502	0.360

t (h)	45°C					30°C				
	6.25 kg/m ³ -d	4.14 kg/m ³ -d	2.79 kg/m ³ -d	1.44 kg/m ³ -d	0.56 kg/m ³ -d	6.25 kg/m ³ -d	4.14 kg/m ³ -d	2.79 kg/m ³ -d	1.44 kg/m ³ -d	0.56 kg/m ³ -d
627.87	0.653	0.565	0.534	0.472	0.330	0.666	0.594	0.548	0.500	0.351
628.37	0.654	0.561	0.534	0.470	0.328	0.665	0.595	0.548	0.501	0.360
628.87	0.650	0.566	0.532	0.467	0.328	0.665	0.592	0.548	0.501	0.355
629.37	0.655	0.565	0.533	0.465	0.323	0.671	0.595	0.547	0.501	0.356
629.87	0.654	0.563	0.532	0.466	0.324	0.665	0.598	0.547	0.501	0.352
630.37	0.652	0.563	0.532	0.468	0.324	0.665	0.597	0.548	0.501	0.357
630.87	0.667	0.563	0.533	0.472	0.326	0.666	0.592	0.547	0.500	0.354
631.37	0.648	0.565	0.532	0.445	0.327	0.667	0.593	0.547	0.501	0.352
631.87	0.669	0.564	0.532	0.445	0.326	0.666	0.597	0.547	0.501	0.353
632.37	0.656	0.563	0.532	0.471	0.328	0.665	0.593	0.548	0.500	0.354
632.87	0.666	0.563	0.532	0.445	0.328	0.666	0.593	0.548	0.501	0.356
633.37	0.653	0.564	0.531	0.471	0.330	0.665	0.595	0.549	0.501	0.352
633.87	0.650	0.563	0.531	0.469	0.328	0.666	0.594	0.549	0.501	0.355
634.37	0.650	0.562	0.533	0.468	0.325	0.666	0.594	0.549	0.499	0.355
634.87	0.654	0.563	0.531	0.466	0.325	0.665	0.592	0.549	0.501	0.352
635.37	0.655	0.560	0.533	0.469	0.326	0.666	0.594	0.549	0.501	0.352
635.87	0.656	0.562	0.532	0.471	0.326	0.666	0.593	0.549	0.501	0.356
636.37	0.654	0.567	0.531	0.470	0.325	0.666	0.592	0.549	0.501	0.355
636.87	0.656	0.571	0.531	0.469	0.325	0.666	0.592	0.553	0.501	0.352
637.37	0.655	0.561	0.532	0.470	0.325	0.665	0.597	0.553	0.502	0.352
637.87	0.652	0.565	0.536	0.472	0.326	0.665	0.594	0.554	0.501	0.356
638.37	0.652	0.563	0.535	0.467	0.325	0.666	0.593	0.547	0.501	0.353
638.87	0.649	0.570	0.536	0.468	0.323	0.666	0.597	0.549	0.502	0.355
639.37	0.668	0.564	0.536	0.469	0.322	0.665	0.592	0.549	0.502	0.352
639.87	0.651	0.561	0.534	0.469	0.321	0.665	0.594	0.549	0.502	0.349
640.37	0.651	0.560	0.534	0.469	0.326	0.665	0.597	0.548	0.491	0.348
640.87	0.651	0.563	0.536	0.468	0.324	0.665	0.596	0.548	0.492	0.348
642.17	0.552	0.496	0.428	0.357	0.273	0.666	0.477	0.457	0.337	0.314
642.67	0.571	0.536	0.437	0.398	0.316	0.669	0.509	0.487	0.364	0.328
643.17	0.593	0.555	0.473	0.415	0.326	0.666	0.543	0.496	0.420	0.335
643.67	0.622	0.561	0.524	0.456	0.325	0.667	0.592	0.548	0.461	0.350
644.17	0.650	0.564	0.547	0.471	0.325	0.666	0.594	0.547	0.501	0.349
644.67	0.652	0.566	0.546	0.468	0.328	0.667	0.592	0.547	0.502	0.359

t (h)	45°C					30°C				
	6.25 kg/m ³ -d	4.14 kg/m ³ -d	2.79 kg/m ³ -d	1.44 kg/m ³ -d	0.56 kg/m ³ -d	6.25 kg/m ³ -d	4.14 kg/m ³ -d	2.79 kg/m ³ -d	1.44 kg/m ³ -d	0.56 kg/m ³ -d
645.17	0.652	0.564	0.548	0.468	0.328	0.667	0.592	0.548	0.501	0.359
645.67	0.653	0.565	0.528	0.466	0.326	0.666	0.592	0.548	0.502	0.359
646.17	0.652	0.563	0.529	0.466	0.320	0.667	0.593	0.549	0.502	0.351
646.67	0.649	0.563	0.525	0.467	0.323	0.667	0.596	0.549	0.501	0.358
647.17	0.647	0.563	0.526	0.469	0.326	0.666	0.597	0.549	0.502	0.357
647.67	0.648	0.564	0.529	0.470	0.332	0.666	0.597	0.553	0.502	0.357
648.17	0.649	0.568	0.531	0.468	0.328	0.666	0.597	0.553	0.501	0.359
648.67	0.648	0.563	0.532	0.471	0.331	0.665	0.596	0.553	0.500	0.351
649.17	0.650	0.566	0.532	0.469	0.331	0.666	0.597	0.553	0.502	0.357
649.67	0.653	0.563	0.527	0.470	0.332	0.667	0.596	0.553	0.499	0.360
650.17	0.649	0.564	0.529	0.469	0.330	0.667	0.597	0.553	0.501	0.358
650.67	0.647	0.565	0.531	0.466	0.327	0.668	0.597	0.553	0.501	0.357
651.17	0.651	0.565	0.532	0.466	0.329	0.658	0.596	0.549	0.501	0.358
651.67	0.655	0.564	0.533	0.468	0.326	0.650	0.597	0.549	0.502	0.358
652.17	0.651	0.564	0.533	0.473	0.328	0.644	0.596	0.549	0.499	0.360
652.67	0.653	0.563	0.529	0.473	0.328	0.643	0.596	0.549	0.500	0.353
653.17	0.651	0.566	0.528	0.474	0.327	0.667	0.596	0.553	0.502	0.353
653.67	0.651	0.566	0.528	0.475	0.327	0.667	0.596	0.554	0.500	0.355
654.17	0.651	0.564	0.528	0.470	0.323	0.666	0.597	0.554	0.500	0.355
654.67	0.650	0.565	0.527	0.472	0.330	0.665	0.596	0.553	0.502	0.358
655.17	0.648	0.563	0.533	0.466	0.325	0.664	0.597	0.554	0.501	0.357
655.67	0.647	0.564	0.533	0.465	0.325	0.666	0.597	0.554	0.493	0.351
656.17	0.652	0.563	0.533	0.464	0.322	0.670	0.595	0.553	0.502	0.359
656.67	0.653	0.565	0.533	0.465	0.329	0.665	0.595	0.553	0.502	0.360
657.17	0.654	0.563	0.533	0.468	0.321	0.666	0.596	0.554	0.499	0.357
657.67	0.654	0.566	0.533	0.466	0.329	0.667	0.595	0.554	0.500	0.358
658.17	0.655	0.564	0.533	0.470	0.325	0.666	0.595	0.554	0.502	0.357
658.67	0.654	0.563	0.532	0.469	0.325	0.666	0.596	0.554	0.503	0.358
659.17	0.655	0.564	0.532	0.469	0.325	0.666	0.596	0.554	0.502	0.358
659.67	0.655	0.563	0.532	0.470	0.325	0.665	0.597	0.554	0.502	0.358
660.17	0.656	0.563	0.532	0.464	0.325	0.665	0.596	0.554	0.502	0.358
660.67	0.655	0.563	0.532	0.465	0.325	0.665	0.597	0.554	0.503	0.359
661.17	0.655	0.564	0.531	0.469	0.325	0.666	0.596	0.554	0.503	0.357

t (h)	45°C					30°C				
	6.25 kg/m ³ -d	4.14 kg/m ³ -d	2.79 kg/m ³ -d	1.44 kg/m ³ -d	0.56 kg/m ³ -d	6.25 kg/m ³ -d	4.14 kg/m ³ -d	2.79 kg/m ³ -d	1.44 kg/m ³ -d	0.56 kg/m ³ -d
661.67	0.653	0.563	0.531	0.472	0.325	0.666	0.596	0.554	0.500	0.359
662.17	0.656	0.563	0.530	0.471	0.325	0.664	0.597	0.554	0.491	0.358
662.67	0.655	0.565	0.530	0.471	0.325	0.665	0.597	0.554	0.492	0.350
663.17	0.653	0.564	0.532	0.472	0.325	0.663	0.597	0.554	0.492	0.357
663.67	0.654	0.565	0.530	0.469	0.326	0.667	0.597	0.554	0.492	0.357
664.17	0.656	0.564	0.531	0.469	0.325	0.662	0.597	0.554	0.502	0.352
664.67	0.655	0.565	0.531	0.469	0.325	0.668	0.597	0.553	0.503	0.350
665.17	0.653	0.565	0.531	0.469	0.325	0.665	0.596	0.553	0.492	0.351
666.37	0.548	0.427	0.390	0.333	0.266	0.538	0.445	0.386	0.363	0.286
666.87	0.577	0.477	0.414	0.397	0.298	0.564	0.485	0.405	0.405	0.326
667.37	0.621	0.517	0.516	0.415	0.316	0.658	0.541	0.477	0.462	0.333
667.87	0.655	0.556	0.524	0.461	0.321	0.660	0.580	0.527	0.479	0.344
668.37	0.668	0.563	0.528	0.469	0.330	0.657	0.560	0.534	0.494	0.346
668.87	0.667	0.565	0.529	0.460	0.325	0.659	0.594	0.537	0.488	0.343
669.37	0.654	0.565	0.532	0.463	0.325	0.660	0.594	0.547	0.488	0.346
669.87	0.654	0.567	0.533	0.465	0.328	0.661	0.597	0.544	0.489	0.345
670.37	0.655	0.567	0.532	0.465	0.327	0.659	0.592	0.547	0.489	0.346
670.87	0.651	0.567	0.535	0.465	0.330	0.664	0.595	0.546	0.489	0.343
671.37	0.650	0.567	0.533	0.465	0.325	0.659	0.593	0.547	0.489	0.345
671.87	0.650	0.563	0.534	0.471	0.328	0.660	0.594	0.548	0.489	0.347
672.37	0.652	0.563	0.536	0.464	0.333	0.657	0.592	0.550	0.489	0.346
672.87	0.652	0.564	0.537	0.466	0.325	0.659	0.594	0.554	0.489	0.345
673.37	0.651	0.565	0.537	0.465	0.331	0.659	0.592	0.552	0.488	0.345
673.87	0.648	0.565	0.537	0.464	0.330	0.655	0.593	0.549	0.488	0.346
674.37	0.655	0.565	0.538	0.465	0.330	0.661	0.592	0.548	0.489	0.346
674.87	0.668	0.565	0.539	0.464	0.330	0.656	0.594	0.546	0.488	0.343
675.37	0.655	0.566	0.538	0.469	0.330	0.656	0.596	0.542	0.488	0.347
675.87	0.653	0.569	0.538	0.465	0.330	0.654	0.592	0.544	0.488	0.343
676.37	0.656	0.567	0.536	0.467	0.337	0.657	0.595	0.548	0.488	0.343
676.87	0.649	0.566	0.538	0.466	0.331	0.656	0.593	0.547	0.488	0.347
677.37	0.653	0.566	0.538	0.466	0.328	0.657	0.592	0.547	0.488	0.345
677.87	0.656	0.566	0.537	0.460	0.326	0.659	0.596	0.548	0.488	0.347
678.37	0.648	0.566	0.536	0.467	0.331	0.660	0.589	0.549	0.488	0.344

t (h)	45°C					30°C				
	6.25 kg/m ³ -d	4.14 kg/m ³ -d	2.79 kg/m ³ -d	1.44 kg/m ³ -d	0.56 kg/m ³ -d	6.25 kg/m ³ -d	4.14 kg/m ³ -d	2.79 kg/m ³ -d	1.44 kg/m ³ -d	0.56 kg/m ³ -d
678.87	0.667	0.565	0.533	0.466	0.332	0.659	0.594	0.546	0.487	0.346
679.37	0.656	0.566	0.534	0.467	0.325	0.663	0.598	0.548	0.488	0.346
679.87	0.656	0.566	0.532	0.462	0.329	0.659	0.584	0.553	0.487	0.345
680.37	0.654	0.566	0.531	0.462	0.331	0.661	0.584	0.552	0.487	0.343
680.87	0.656	0.566	0.531	0.467	0.337	0.658	0.594	0.554	0.495	0.344
681.37	0.651	0.566	0.531	0.465	0.331	0.661	0.592	0.549	0.495	0.344
681.87	0.652	0.566	0.533	0.467	0.330	0.661	0.592	0.547	0.495	0.345
682.37	0.650	0.567	0.529	0.472	0.336	0.658	0.595	0.552	0.495	0.345
682.87	0.655	0.566	0.530	0.472	0.330	0.661	0.594	0.553	0.494	0.347
683.37	0.652	0.566	0.529	0.471	0.333	0.661	0.595	0.554	0.495	0.344
683.87	0.650	0.566	0.533	0.472	0.325	0.658	0.593	0.554	0.495	0.343
684.37	0.653	0.567	0.534	0.470	0.328	0.658	0.595	0.558	0.492	0.345
684.87	0.650	0.568	0.532	0.469	0.326	0.661	0.593	0.557	0.491	0.344
685.37	0.652	0.568	0.533	0.470	0.328	0.659	0.598	0.559	0.492	0.344
685.87	0.656	0.568	0.532	0.472	0.324	0.660	0.596	0.560	0.492	0.345
686.37	0.666	0.568	0.533	0.471	0.327	0.659	0.596	0.535	0.488	0.346
686.87	0.652	0.566	0.533	0.469	0.329	0.658	0.593	0.538	0.492	0.344
687.37	0.650	0.566	0.533	0.469	0.336	0.659	0.596	0.536	0.492	0.346
687.87	0.656	0.568	0.533	0.472	0.338	0.659	0.595	0.539	0.492	0.347
688.37	0.647	0.566	0.533	0.468	0.330	0.659	0.596	0.542	0.492	0.343
688.87	0.652	0.566	0.533	0.470	0.331	0.663	0.593	0.547	0.491	0.345
690.63	0.528	0.436	0.410	0.361	0.257	0.503	0.458	0.425	0.381	0.326
691.13	0.588	0.496	0.475	0.369	0.222	0.563	0.529	0.458	0.408	0.328
691.63	0.636	0.566	0.517	0.436	0.243	0.660	0.550	0.514	0.454	0.351
692.13	0.643	0.567	0.525	0.458	0.328	0.661	0.591	0.550	0.514	0.350
692.63	0.642	0.567	0.530	0.461	0.326	0.660	0.589	0.550	0.490	0.351
693.13	0.646	0.551	0.532	0.472	0.325	0.657	0.592	0.550	0.493	0.351
693.63	0.640	0.560	0.533	0.467	0.326	0.657	0.592	0.550	0.494	0.343
694.13	0.644	0.561	0.534	0.470	0.334	0.658	0.595	0.550	0.495	0.351
694.63	0.643	0.562	0.535	0.470	0.334	0.653	0.593	0.550	0.494	0.352
695.13	0.645	0.562	0.536	0.472	0.325	0.666	0.594	0.550	0.491	0.343
695.63	0.646	0.563	0.534	0.471	0.325	0.657	0.593	0.550	0.492	0.352
696.13	0.643	0.563	0.535	0.468	0.333	0.659	0.593	0.550	0.495	0.343

t (h)	45°C					30°C				
	6.25 kg/m ³ -d	4.14 kg/m ³ -d	2.79 kg/m ³ -d	1.44 kg/m ³ -d	0.56 kg/m ³ -d	6.25 kg/m ³ -d	4.14 kg/m ³ -d	2.79 kg/m ³ -d	1.44 kg/m ³ -d	0.56 kg/m ³ -d
696.63	0.644	0.564	0.536	0.469	0.331	0.659	0.593	0.550	0.489	0.343
697.13	0.645	0.564	0.536	0.472	0.326	0.653	0.593	0.550	0.490	0.344
697.63	0.645	0.565	0.531	0.470	0.332	0.649	0.586	0.550	0.490	0.347
698.13	0.643	0.565	0.536	0.470	0.334	0.660	0.594	0.550	0.490	0.347
698.63	0.643	0.565	0.536	0.471	0.327	0.656	0.590	0.550	0.488	0.348
699.13	0.643	0.560	0.536	0.468	0.334	0.655	0.594	0.550	0.487	0.348
699.63	0.645	0.560	0.530	0.470	0.333	0.653	0.583	0.550	0.487	0.347
700.13	0.645	0.560	0.536	0.470	0.325	0.660	0.594	0.550	0.489	0.348
700.63	0.644	0.561	0.535	0.471	0.326	0.654	0.595	0.550	0.490	0.348
701.13	0.643	0.560	0.536	0.470	0.328	0.657	0.592	0.550	0.488	0.348
701.63	0.644	0.560	0.530	0.471	0.331	0.658	0.590	0.550	0.490	0.347
702.13	0.640	0.560	0.531	0.470	0.333	0.659	0.592	0.550	0.489	0.348
702.63	0.645	0.561	0.536	0.463	0.334	0.653	0.595	0.550	0.490	0.348
703.13	0.644	0.562	0.535	0.466	0.331	0.659	0.593	0.550	0.488	0.348
703.63	0.646	0.562	0.535	0.470	0.331	0.660	0.593	0.550	0.490	0.346
704.13	0.642	0.562	0.536	0.472	0.333	0.660	0.594	0.550	0.488	0.346
704.63	0.639	0.562	0.536	0.471	0.333	0.659	0.590	0.550	0.489	0.347
705.13	0.641	0.562	0.536	0.469	0.330	0.659	0.594	0.550	0.492	0.347
705.63	0.641	0.563	0.530	0.469	0.331	0.657	0.593	0.550	0.493	0.344
706.13	0.640	0.563	0.531	0.468	0.334	0.663	0.593	0.550	0.494	0.347
706.63	0.642	0.563	0.532	0.461	0.330	0.656	0.592	0.550	0.494	0.345
707.13	0.640	0.563	0.533	0.469	0.333	0.667	0.593	0.550	0.492	0.345
707.63	0.646	0.564	0.533	0.470	0.331	0.657	0.594	0.550	0.494	0.348
708.13	0.646	0.564	0.531	0.470	0.334	0.663	0.593	0.550	0.492	0.348
708.63	0.642	0.565	0.533	0.469	0.335	0.660	0.589	0.550	0.495	0.349
709.13	0.641	0.563	0.530	0.472	0.323	0.660	0.593	0.550	0.495	0.349
709.63	0.641	0.564	0.533	0.469	0.325	0.660	0.592	0.550	0.494	0.348
710.13	0.640	0.565	0.531	0.469	0.326	0.657	0.592	0.550	0.488	0.349
710.63	0.640	0.565	0.532	0.467	0.325	0.660	0.594	0.550	0.487	0.342
711.13	0.640	0.566	0.533	0.467	0.326	0.653	0.592	0.550	0.487	0.344
711.63	0.643	0.565	0.531	0.471	0.327	0.656	0.593	0.550	0.490	0.344
712.13	0.640	0.566	0.531	0.470	0.327	0.652	0.592	0.550	0.489	0.344
712.63	0.644	0.567	0.532	0.471	0.329	0.648	0.590	0.550	0.490	0.344

t (h)	45°C					30°C				
	6.25 kg/m ³ -d	4.14 kg/m ³ -d	2.79 kg/m ³ -d	1.44 kg/m ³ -d	0.56 kg/m ³ -d	6.25 kg/m ³ -d	4.14 kg/m ³ -d	2.79 kg/m ³ -d	1.44 kg/m ³ -d	0.56 kg/m ³ -d
713.13	0.645	0.566	0.531	0.471	0.330	0.653	0.590	0.550	0.488	0.346
715.13	0.554	0.503	0.492	0.341	0.279	0.588	0.527	0.458	0.448	0.285
715.63	0.587	0.538	0.497	0.401	0.286	0.619	0.558	0.489	0.456	0.314
716.13	0.613	0.550	0.509	0.453	0.323	0.650	0.585	0.519	0.494	0.344
716.63	0.643	0.554	0.525	0.466	0.332	0.650	0.589	0.550	0.497	0.350
717.13	0.645	0.557	0.530	0.465	0.331	0.649	0.589	0.550	0.492	0.351
717.63	0.645	0.561	0.531	0.470	0.334	0.650	0.590	0.550	0.492	0.355
718.13	0.643	0.561	0.533	0.469	0.331	0.649	0.590	0.550	0.495	0.343
718.63	0.645	0.562	0.533	0.471	0.331	0.649	0.590	0.550	0.492	0.343
719.13	0.645	0.562	0.534	0.469	0.331	0.648	0.588	0.550	0.498	0.345
719.63	0.644	0.562	0.534	0.470	0.337	0.650	0.591	0.550	0.484	0.345
720.13	0.644	0.560	0.536	0.468	0.339	0.648	0.591	0.550	0.484	0.346
720.63	0.643	0.562	0.527	0.471	0.336	0.648	0.591	0.550	0.494	0.346
721.13	0.643	0.558	0.530	0.470	0.335	0.648	0.591	0.550	0.495	0.337
721.63	0.646	0.558	0.531	0.470	0.335	0.648	0.588	0.550	0.493	0.339
722.13	0.646	0.560	0.531	0.470	0.329	0.648	0.590	0.550	0.492	0.339
722.63	0.645	0.561	0.533	0.471	0.327	0.648	0.591	0.550	0.495	0.341
723.13	0.645	0.560	0.534	0.472	0.328	0.648	0.589	0.550	0.488	0.339
723.63	0.646	0.560	0.535	0.472	0.334	0.648	0.592	0.550	0.485	0.339
724.13	0.646	0.560	0.531	0.470	0.329	0.648	0.590	0.550	0.494	0.339
724.63	0.645	0.560	0.532	0.469	0.329	0.648	0.589	0.550	0.493	0.339
725.13	0.644	0.561	0.534	0.470	0.328	0.648	0.591	0.550	0.493	0.338
725.63	0.644	0.561	0.534	0.469	0.329	0.648	0.589	0.550	0.492	0.338
726.13	0.645	0.561	0.535	0.469	0.326	0.648	0.591	0.550	0.497	0.342
726.63	0.645	0.561	0.534	0.471	0.325	0.648	0.589	0.550	0.496	0.341
727.13	0.644	0.562	0.535	0.470	0.326	0.648	0.588	0.550	0.491	0.340
727.63	0.643	0.557	0.535	0.469	0.334	0.648	0.591	0.550	0.490	0.340
728.13	0.645	0.557	0.535	0.469	0.334	0.648	0.590	0.550	0.493	0.340
728.63	0.644	0.557	0.536	0.469	0.331	0.648	0.589	0.550	0.492	0.342
729.13	0.644	0.557	0.535	0.472	0.340	0.648	0.586	0.550	0.493	0.347
729.63	0.646	0.558	0.535	0.469	0.340	0.648	0.587	0.550	0.493	0.339
730.13	0.644	0.558	0.531	0.469	0.340	0.648	0.587	0.550	0.492	0.340
730.63	0.644	0.558	0.532	0.468	0.338	0.648	0.590	0.550	0.491	0.337

t (h)	45°C					30°C				
	6.25 kg/m ³ -d	4.14 kg/m ³ -d	2.79 kg/m ³ -d	1.44 kg/m ³ -d	0.56 kg/m ³ -d	6.25 kg/m ³ -d	4.14 kg/m ³ -d	2.79 kg/m ³ -d	1.44 kg/m ³ -d	0.56 kg/m ³ -d
731.13	0.643	0.559	0.532	0.468	0.334	0.648	0.590	0.550	0.494	0.342
731.63	0.643	0.559	0.532	0.468	0.333	0.648	0.588	0.550	0.493	0.338
732.13	0.646	0.559	0.532	0.471	0.332	0.648	0.588	0.550	0.495	0.338
732.63	0.645	0.559	0.533	0.470	0.332	0.648	0.589	0.550	0.489	0.338
733.13	0.645	0.559	0.534	0.471	0.331	0.648	0.591	0.550	0.493	0.339
733.63	0.644	0.559	0.536	0.468	0.340	0.648	0.591	0.550	0.498	0.338
734.13	0.644	0.559	0.535	0.472	0.331	0.648	0.591	0.550	0.496	0.338
734.63	0.643	0.560	0.536	0.471	0.331	0.648	0.589	0.550	0.495	0.342
735.13	0.643	0.559	0.529	0.463	0.333	0.648	0.590	0.550	0.494	0.339
735.63	0.643	0.558	0.528	0.466	0.330	0.648	0.588	0.550	0.491	0.339
736.13	0.644	0.562	0.530	0.468	0.333	0.648	0.589	0.550	0.491	0.341
736.63	0.642	0.557	0.531	0.471	0.340	0.648	0.587	0.550	0.495	0.342
737.13	0.644	0.562	0.529	0.469	0.331	0.648	0.590	0.550	0.491	0.341
737.63	0.642	0.560	0.528	0.471	0.331	0.648	0.587	0.550	0.493	0.342
738.13	0.643	0.561	0.531	0.472	0.331	0.648	0.587	0.550	0.492	0.347
738.63	0.643	0.560	0.530	0.468	0.331	0.648	0.591	0.550	0.492	0.339
739.13	0.643	0.560	0.531	0.463	0.338	0.648	0.589	0.550	0.496	0.340

Circuit voltage in various external resistance of part 1

Temp	OLR (kg/m ³ -d)	External resistance (Ω)								
		10.5	30.1	76	148	197	298	502	746	996
45°C	0.56	0.055	0.140	0.290	0.418	0.475	0.534	0.612	0.650	0.690
	1.44	0.092	0.219	0.410	0.548	0.597	0.646	0.708	0.746	0.760
	2.79	0.120	0.272	0.467	0.591	0.624	0.671	0.706	0.756	0.763
	4.14	0.125	0.280	0.495	0.605	0.645	0.700	0.750	0.771	0.785
	6.25	0.153	0.334	0.564	0.678	0.705	0.757	0.796	0.805	0.809
30°C	0.56	0.061	0.157	0.301	0.428	0.476	0.534	0.602	0.648	0.670
	1.44	0.112	0.258	0.432	0.556	0.597	0.646	0.708	0.740	0.750
	2.79	0.129	0.285	0.486	0.595	0.624	0.671	0.696	0.750	0.753
	4.14	0.134	0.300	0.511	0.608	0.655	0.686	0.735	0.753	0.766
	6.25	0.182	0.361	0.574	0.679	0.705	0.756	0.777	0.796	0.799

The result of part 2

COD in the effluent of Part 2

Hour	45°C									30°C								
	pH 5.0	pH 5.5	pH 6.0	pH 6.5	pH 7.0	pH 7.5	pH 8.0	pH 8.5	pH 9.0	pH 5.0	pH 5.5	pH 6.0	pH 6.5	pH 7.0	pH 7.5	pH 8.0	pH 8.5	pH 9.0
22	590	323	395	333	608	359	325	395		286	250	377	214	210	89	295	305	354
44					451									425				
66	381	244	159	117		177	281	277	281	381	141	105	86		59	181	159	181
88	313	232	141	104		86	181	268	281	286	132	128	68		74	162	141	181
110	222	232	141	104		95	157	241	214	195	123	114	86		44	149	159	102
132	237	177	136	104		86	157	241	281	200	146	114	72		44	83	159	159
154		177	136	104	248	72	138	241	241	195	123	105	50	184	59	108	102	159
176					207									108				
198					160									95				
220	254	159	136	104	171	68	114	215	178	195	146	105	50	114	44		102	102
242	237	177	136	89	140	68	114	150	154	195	146	114	44	112	30	98	102	121
264	254	150	141	74		72	108	116	137	176		105	50		30	98	86	121
286	213	159	126	72		30	108	105	138	182		105	32		30		123	106
308	246	177	136	50	121	44	95	105	122	182		114	44	108	59	95	86	102
330	221					44	95		136	217					30	95		121
352					133									106				
374	221	168	141	72	143	30	95	116	136	182	146	114	44	80	30	45	92	102
396		150	150	68	118	32	107	116	124		146	114	50	84	30		86	121
418		168	136	68		44	95	115			102	126	44		44	71	85	
440		168	126	50		44	107	123			98	114	50		44		92	
462		150	126	68	105	32		123			102	105	32	84			109	
484					110									92				
506					90									108		85		
528		150	136	44	88	32	98	123	137	182	114	98	32	96	30	85	92	121
550		168	141	59	94	32	95	116	124	203	114	105	50	92	44	85	92	102
572				50						203					30			
594	221			30						195					30			
616				44						195					30			
638	237			44						195					30			

pH in the effluent of part 2

Hour	45°C									30°C								
	pH 5.0	pH 5.5	pH 6.0	pH 6.5	pH 7.0	pH 7.5	pH 8.0	pH 8.5	pH 9.0	pH 5.0	pH 5.5	pH 6.0	pH 6.5	pH 7.0	pH 7.5	pH 8.0	pH 8.5	pH 9.0
22	5.01		5.86	6.21	6.09	7.22	7.94	8.42	8.84	5.08	5.31	5.7	6.46	6.84	7.43	7.84	8.21	8.75
44				6.27									6.27					
66				6.39									6.39					
88	5.03	5.39	5.89		6.63	7.34	7.86	8.49	8.83	5.12	5.32	5.88		6.64	7.36	7.75	8.12	8.75
110	5.1	5.45	5.94		6.56	7.13	7.64	8.34	8.92	5.01	5.45	5.76		6.84	7.35	7.68	8.19	8.86
132	5.07	5.32	5.92	6.45	6.67	7.24	7.78	8.43	8.88	5.05	5.42	5.79	6.32	6.75		7.62	8.27	8.54
154	5.19	5.47	5.92	6.45	6.59	7.26	7.67	8.24	8.83	5.19	5.34	5.76	6.43	6.66	7.39	7.84	8.21	8.54
176	5.04		5.82	6.35	6.84	7.36	7.78		8.79	5.13	5.49	5.87	6.24	6.68	7.36	7.68	8.26	8.56
198				6.44									6.32					
220				6.28									6.23					
242	5.19	5.42	5.97		6.67	7.16	7.81	8.38	8.79	5.14	5.25	5.79		6.84	7.36	7.86	8.28	8.74
264	5.04	5.12	5.95		6.84	7.34	7.87	8.37	8.99	5.19	5.26	5.81		6.74	7.32	7.71	8.48	8.51
286	5.01	5.41	5.79	6.39	6.85	7.46	7.78	8.31	8.87	5.16	5.45	5.83	6.45	6.68	7.28	7.83	8.13	8.57
308	5.12	5.35	5.62	6.34	6.84	7.35	7.98	8.41	8.81	5.12	5.39	5.71	6.47	6.74	7.22	7.69	8.28	8.66
330	5.07	5.15	5.99	6.49	6.96	7.41	7.66	8.34	8.94	5.07	5.49	5.86	6.28	6.57	7.31	7.96	8.22	8.67
352				6.24									6.48					
374				6.29									6.47					
396	5.01	5.49	5.73		6.83	7.42	7.87	8.42	8.74	5.19	5.38	5.86		6.84	7.39	7.56	8.17	8.59
418	5.09	5.42	5.96		6.71	7.34	7.78	8.36	8.83	5.09	5.44	5.83		6.89	7.39	7.57	8.15	8.68
440		5.41	5.05	6.49		7.26		8.25			5.33	5.37	6.22	6.75		7.82		
462	5.02	5.18	5.82	6.36	6.78	7.34	7.85	8.28	8.79	5.05	5.41	5.76	6.41	6.68	7.36	7.74	8.11	8.67
484			5.96	6.38		7.34		8.29			5.43	5.75	6.26		7.38		8.14	
506				6.49									6.34					
528				6.42									6.25					
550	5.03	5.45	5.82		6.39	7.37	7.87	8.34	8.29	5.07	5.45	5.69		6.68	7.48	7.79	8.29	8.73
572	5.07	5.45	5.89		6.77	7.33	7.69	8.25	8.69	5.07	5.45	5.87		6.87	7.41	7.65	8.11	8.89
594	5.03	5.29	5.93	6.46	6.93	7.34	7.81	8.98	5.11	5.47	5.89	6.49	6.72	7.25	7.74	7.74	8.28	8.85
616	5.09			6.46	6.87		7.59		8.87	5.16			6.49	6.85		7.78		
638	5.09			6.38	6.76		7.66		8.78	5.16			6.24	6.87				8.79

Note. 1. The unit less

Sulfate in the effluent of part 2

Hour	45°C									30°C								
	pH 5.0	pH 5.5	pH 6.0	pH 6.5	pH 7.0	pH 7.5	pH 8.0	pH 8.5	pH 9.0	pH 5.0	pH 5.5	pH 6.0	pH 6.5	pH 7.0	pH 7.5	pH 8.0	pH 8.5	pH 9.0
22	942		770	685	77	820	678	1,100	874	738	872	755	630	74	712	793	760	609
44				280									260					
66				270									410					
88	270	340			71	360	445	435	400	287	260	260		53	435	219	410	430
110	165	440	375		24	355	355	450	415	208	245	225		57	470	225	310	546
132	185	480	185	280	88	230	303	450	418	160	175	335	369	52		234	410	176
154	189	245	225	402		280	348	325	483	115	400	465	279		475	272	340	232
176	325		225	436		240	380	285	380	261	290	425	322		376	232	330	
198				316	33								237	49				
220				481	35								462	36				
242	188	280	410		45	438	482	445	350	133	450	470		82	324	261	395	330
264	235	277	210			210	436	455	358	133	320	295			320	334	280	217
286	234	295	260	364		394	241	345	345	100	265	355	228		420	346	305	441
308	295	425	275	261	68	340	141	165	153	313	310	370	255	61	465	310	420	310
330	214		426	492	57	215	300	240	459	483	315	405	112	44	320	291	330	392
352				228									239					
374				218									197					
396		450	240			208	420	305	340	376	440	265			380	380	405	295
418	365	300	410		82	253	285	440	425	470	470	345		98	415	275	375	490
440		260	210	400		220		375			384	290	213		450		345	
462		410	354	240		315	340	320		358	169	166	228		415		315	395
484			250	320		265		340			272	431	380		389		348	
506				530									255					
528				330									228					
550	245	450	230			385	445	515	490	315	174	374			480	485	460	320
572	309	275	280		270	380	280	533	210	285	186	360		435	385	265	275	355
594	330			287	353		475		265	242			362	430		225		410
616	195			385	367		255		215	470			433	509		400		
638	315			358	313		255		445	319			242	429				270

Note. 1. The unit of sulfate as mg/L

Alkalinity in the effluent of part 2

Hour	45°C									30°C								
	pH 5.0	pH 5.5	pH 6.0	pH 6.5	pH 7.0	pH 7.5	pH 8.0	pH 8.5	pH 9.0	pH 5.0	pH 5.5	pH 6.0	pH 6.5	pH 7.0	pH 7.5	pH 8.0	pH 8.5	pH 9.0
22	120		250	400	480	550	620	730	720	180	150	200	360	490	550	690	730	750
44				340									380					
66				370									340					
88	120	220	280		420	600	650	720	770	130	200	200		460	570	660	730	770
110	150	220	300		460	580	690	720	770	150	200	250		460	560	630	730	770
132	160	260	300	360	470	600	700	720	800	110	220	250	340	460	560	690	740	770
154	180	200	300	350	470	600	680	730	780	120	200	200	360	460	580	660	750	770
176	100		300	380	490	550	690	710	720	100	150	350	380	500	550	640	710	
198				380									380					
220				380									310					
242	170	200	350		420	590	700	720	780	110	150	250		460	580	600	750	750
264	120	200	320		460	520	620	740	780	160	200	250		490	570	660	730	770
286	140	180	320	390	450	600	700	730	780	100	200	300	380	490	560	630	710	770
308	120	200	300	380	420	600	670	720	790	140	250	250	330	490	550	630	720	760
330	120	180	280	340	430	540	690	730	770	120	200	300	380	470	580	600	720	770
352				340									360					
374				340									380					
396	130	200	280		420	580	660	710	790	150	200	300		440	580	660	750	750
418	160	160	280		470	550	650	760	790	170	200	300		420	550	630	720	730
440		150	290	320		600		720			200	300	360		550		740	
462	170	180	280	350	490	590	680	730	770	130	200	300	320	450	580		730	770
484			280	360		620		730			150	300	320		520		750	
506				360									380					
528				360									360					
550	170	250	250		450	580	620	720	760	180	190	300		420	550	670	740	770
572	180	200	250		450	600	660	730	750	150	250	250		450	600	650	730	750
594	160	200	250	380	460	620	640	740	740	170	250	300	380	440	550	660	750	750
616	160			360	480		670		750	170			340	480		630		
638	160			360	490		650		740	160			380	440				730

Note. 1. The unit of alkalinity as mg/L as CaCO₃

Conductivity in the effluent of part 2

Hour	45°C									30°C								
	pH 5.0	pH 5.5	pH 6.0	pH 6.5	pH 7.0	pH 7.5	pH 8.0	pH 8.5	pH 9.0	pH 5.0	pH 5.5	pH 6.0	pH 6.5	pH 7.0	pH 7.5	pH 8.0	pH 8.5	pH 9.0
22	49.5		22	20	43	50	72	109	190	39	35	28	19.5	40.9	55.1	75	104	193
44				17.1									18.3					
66				18.2									16.4					
88	47.2	39	26		30	68	72	106	186	48	37	23		35	54.4	80.1	108	147
110	46.5	31	28		26	68	89	113	185	50	30	22		36	61	82.4	108	163
132	49.1	31	26	17	28	60	78	99	194	52	35	20	14.5	34		78.3	99	164
154	50.7	35	24	16.8	56	66	75	112	150	44.7	39	28	14.5	40	62	70.7	104	159
176	42.9		28	15.6	52	60	73	98	180	33	34	22	16.1	51	58	81	106	
198				15									14.8					
220				13.7									17.6					
242	48.8	35	23		40	58	67	97	190	49.7	34	26		40	60	82	102	170
264	44.3	30	28		59	56	70	93	194	46.8	38	29		52	60	85	120	155
286	45.4	30	29	15.2	37	59	72	98	199	33.6	37	20	12.9	55.1	62	89	112	151
308	46.9	35	22	14.4	45	54	74	106	193	57.4	35	20	14.2	55	64	83	118	156
330	49.9	30	20	15.3	54	56	76	112	189	46.7	39	26	13.1	40	65	87.7	116	163
352				13.4									15.2					
374				16.1									14.5					
396	49.7	33	25		48	60	76	108	194	44.7	37	23		58.2	62	72	119	157
418	49.5	31	22		50	58	81	98	179	57	37	24		54	62	88	109	162
440		30	29	16.7	46				195		31.9	24	16.3		62.1		127	
462	48.2	35	27	17.1	48	67	80	104	189	54	35	21	17.6	58.6	67		120	158
484			28	15.2	49				196		31	20	19.1		71		97	
506				16.6									15.2					
528				12.9									13.3					
550	49.5	39	24		49	53	73	103	178	48	30	26		52	58	98	104	146
572	46.8	34.4	24		53	50	82	108	168	47	30	27		55	65	84	109	190
594	44.3	32	22	16.5	54	67	84	105	175	56	34.2	22	12.3	45	67	86	122	122
616	53.1			14.4		66	78	102		63			13.8	45		84		
638	51.5			15.5		65	78	102		63			13.4	45				135

Note. 1. The unit of conductivity as $\mu\text{S/cm}$

The circuit voltage from of the experiment of part 2

Hour	45°C									30°C								
	pH 5.0	pH 5.5	pH 6.0	pH 6.5	pH 7.0	pH 7.5	pH 8.0	pH 8.5	pH 9.0	pH 5.0	pH 5.5	pH 6.0	pH 6.5	pH 7.0	pH 7.5	pH 8.0	pH 8.5	pH 9.0
0.00	0.362	0.202	0.265	0.206	0.202	0.188	0.377	0.382	0.360	0.212	0.275	0.293	0.244	0.162	0.350	0.365	0.490	0.384
0.50	0.362	0.202	0.272	0.206	0.202	0.201	0.360	0.389	0.399	0.275	0.275	0.295	0.257	0.225	0.364	0.391	0.466	0.362
1.00	0.360	0.200	0.265	0.206	0.200	0.201	0.364	0.477	0.390	0.257	0.275	0.288	0.263	0.227	0.371	0.387	0.490	0.374
1.50	0.361	0.231	0.270	0.206	0.231	0.202	0.355	0.550	0.397	0.259	0.275	0.298	0.260	0.229	0.374	0.386	0.492	0.460
2.00	0.357	0.207	0.272	0.207	0.207	0.201	0.369	0.594	0.254	0.259	0.275	0.161	0.232	0.229	0.373	0.356	0.477	0.463
2.50	0.371	0.241	0.265	0.208	0.241	0.205	0.379	0.625	0.255	0.259	0.275	0.291	0.226	0.229	0.374	0.363	0.477	0.473
3.00	0.364	0.249	0.263	0.207	0.249	0.206	0.357	0.600	0.394	0.360	0.277	0.290	0.213	0.280	0.375	0.366	0.484	0.382
3.50	0.361	0.231	0.265	0.210	0.231	0.208	0.359	0.584	0.449	0.361	0.275	0.292	0.241	0.286	0.371	0.368	0.480	0.478
4.00	0.362	0.247	0.257	0.211	0.247	0.213	0.360	0.578	0.498	0.364	0.275	0.300	0.224	0.389	0.374	0.372	0.491	0.478
4.50	0.363	0.223	0.223	0.212	0.223	0.212	0.410	0.600	0.496	0.357	0.275	0.288	0.221	0.377	0.366	0.498	0.493	0.468
5.00	0.365	0.315	0.275	0.213	0.300	0.214	0.411	0.638	0.502	0.402	0.274	0.177	0.223	0.377	0.373	0.511	0.499	0.576
5.50	0.361	0.301	0.280	0.217	0.300	0.217	0.412	0.593	0.503	0.406	0.275	0.160	0.222	0.381	0.370	0.500	0.502	0.572
6.00	0.368	0.318	0.267	0.208	0.288	0.216	0.412	0.600	0.744	0.421	0.275	0.689	0.200	0.376	0.372	0.511	0.579	0.574
6.50	0.379	0.329	0.280	0.203	0.379	0.218	0.413	0.600	0.729	0.420	0.275	0.289	0.233	0.375	0.378	0.475	0.605	0.569
7.00	0.373	0.313	0.268	0.207	0.393	0.220	0.414	0.600	0.723	0.424	0.275	0.225	0.226	0.379	0.382	0.498	0.622	0.590
7.50	0.371	0.311	0.267	0.205	0.391	0.218	0.414	0.600	0.719	0.391	0.283	0.162	0.212	0.381	0.390	0.499	0.633	0.589
8.00	0.378	0.328	0.266	0.203	0.378	0.219	0.465	0.604	0.713	0.402	0.289	0.160	0.200	0.377	0.393	0.499	0.643	0.590
8.50	0.379	0.329	0.269	0.202	0.379	0.216	0.466	0.599	0.705	0.408	0.284	0.160	0.241	0.383	0.399	0.498	0.686	0.570
9.00	0.366	0.316	0.274	0.207	0.366	0.216	0.466	0.653	0.705	0.423	0.299	0.291	0.257	0.378	0.355	0.499	0.682	0.568
9.50	0.375	0.315	0.269	0.285	0.395	0.215	0.467	0.643	0.595	0.409	0.301	0.290	0.355	0.384	0.367	0.499	0.676	0.568
10.00	0.363	0.313	0.268	0.212	0.398	0.217	0.467	0.633	0.710	0.409	0.316	0.293	0.243	0.384	0.372	0.501	0.681	0.587
10.50	0.377	0.327	0.263	0.258	0.377	0.218	0.468	0.600	0.720	0.408	0.323	0.292	0.263	0.383	0.397	0.501	0.684	0.569
11.00	0.368	0.318	0.271	0.273	0.388	0.216	0.468	0.605	0.705	0.409	0.328	0.292	0.266	0.384	0.400	0.501	0.677	0.567
11.50	0.362	0.332	0.264	0.255	0.382	0.215	0.469	0.600	0.710	0.422	0.331	0.292	0.268	0.377	0.403	0.502	0.682	0.589
12.00	0.360	0.310	0.277	0.282	0.395	0.215	0.470	0.600	0.722	0.424	0.330	0.292	0.270	0.379	0.414	0.504	0.684	0.588
12.50	0.371	0.311	0.265	0.288	0.391	0.215	0.470	0.653	0.701	0.391	0.330	0.292	0.261	0.381	0.417	0.506	0.676	0.570
13.00	0.370	0.320	0.274	0.287	0.390	0.212	0.471	0.640	0.704	0.424	0.330	0.292	0.261	0.379	0.424	0.507	0.688	0.573
13.50	0.376	0.326	0.278	0.271	0.376	0.213	0.471	0.642	0.599	0.391	0.327	0.293	0.261	0.381	0.398	0.508	0.688	0.570
14.00	0.364	0.304	0.278	0.276	0.354	0.210	0.472	0.575	0.578	0.404	0.330	0.295	0.269	0.379	0.388	0.510	0.682	0.569
14.50	0.375	0.315	0.207	0.272	0.395	0.209	0.472	0.599	0.591	0.402	0.330	0.291	0.269	0.377	0.376	0.510	0.674	0.590
15.00	0.362	0.332	0.278	0.274	0.382	0.208	0.472	0.505	0.592	0.404	0.330	0.292	0.268	0.379	0.366	0.511	0.685	0.566

Hour	45°C									30°C								
	pH 5.0	pH 5.5	pH 6.0	pH 6.5	pH 7.0	pH 7.5	pH 8.0	pH 8.5	pH 9.0	pH 5.0	pH 5.5	pH 6.0	pH 6.5	pH 7.0	pH 7.5	pH 8.0	pH 8.5	pH 9.0
15.50	0.379	0.329	0.276	0.278	0.379	0.209	0.473	0.527	0.588	0.402	0.330	0.293	0.267	0.377	0.370	0.512	0.685	0.566
16.00	0.363	0.333	0.265	0.267	0.383	0.207	0.473	0.527	0.589	0.399	0.322	0.291	0.265	0.389	0.378	0.512	0.683	0.565
16.50	0.371	0.311	0.207	0.273	0.291	0.207	0.472	0.526	0.595	0.398	0.315	0.285	0.269	0.388	0.392	0.514	0.696	0.566
17.00	0.362	0.272	0.268	0.262	0.272	0.207	0.473	0.536	0.585	0.401	0.301	0.291	0.269	0.376	0.363	0.514	0.697	0.588
18.42	0.374	0.314	0.265	0.258	0.294	0.180	0.473	0.501	0.581	0.401	0.291	0.290	0.268	0.376	0.356	0.515	0.397	0.590
18.92	0.368	0.268	0.219	0.262	0.268	0.298	0.473	0.574	0.595	0.402	0.281	0.288	0.268	0.377	0.371	0.495	0.689	0.588
19.42	0.372	0.312	0.237	0.262	0.292	0.383	0.373	0.566	0.575	0.257	0.261	0.288	0.267	0.232	0.387	0.496	0.684	0.463
19.92	0.370	0.310	0.240	0.257	0.390	0.398	0.373	0.594	0.578	0.361	0.278	0.288	0.267	0.286	0.395	0.496	0.683	0.461
20.42	0.358	0.308	0.243	0.269	0.358	0.359	0.472	0.502	0.570	0.399	0.283	0.288	0.267	0.379	0.389	0.497	0.676	0.585
20.92	0.360	0.300	0.240	0.264	0.350	0.364	0.472	0.514	0.581	0.399	0.298	0.288	0.267	0.379	0.403	0.498	0.672	0.588
21.42	0.366	0.316	0.238	0.258	0.286	0.363	0.472	0.505	0.573	0.398	0.301	0.288	0.268	0.378	0.415	0.498	0.676	0.587
21.92	0.363	0.313	0.240	0.260	0.298	0.373	0.472	0.524	0.587	0.395	0.311	0.288	0.268	0.385	0.417	0.499	0.680	0.587
22.42	0.367	0.317	0.242	0.255	0.287	0.377	0.472	0.509	0.592	0.398	0.317	0.288	0.267	0.378	0.426	0.499	0.677	0.588
22.92	0.360	0.310	0.240	0.244	0.295	0.382	0.472	0.524	0.589	0.399	0.327	0.288	0.269	0.379	0.426	0.499	0.686	0.589
23.42	0.378	0.313	0.238	0.252	0.278	0.387	0.471	0.515	0.597	0.398	0.336	0.298	0.269	0.378	0.426	0.501	0.695	0.588
23.92	0.365	0.275	0.238	0.254	0.275	0.389	0.471	0.522	0.555	0.400	0.337	0.288	0.270	0.380	0.449	0.502	0.687	0.576
24.42	0.360	0.302	0.238	0.253	0.250	0.389	0.471	0.519	0.558	0.399	0.334	0.292	0.270	0.379	0.380	0.502	0.673	0.578
24.92	0.378	0.313	0.239	0.253	0.278	0.389	0.470	0.520	0.547	0.399	0.333	0.297	0.267	0.379	0.411	0.503	0.671	0.581
25.42	0.362	0.324	0.242	0.253	0.252	0.389	0.470	0.522	0.533	0.396	0.333	0.292	0.267	0.386	0.418	0.503	0.692	0.580
25.92	0.360	0.302	0.241	0.250	0.250	0.390	0.470	0.525	0.530	0.397	0.335	0.293	0.267	0.377	0.426	0.504	0.680	0.578
26.42	0.363	0.263	0.245	0.252	0.263	0.389	0.470	0.530	0.524	0.397	0.337	0.290	0.268	0.377	0.428	0.504	0.683	0.577
26.92	0.360	0.302	0.247	0.249	0.250	0.393	0.469	0.523	0.527	0.399	0.338	0.300	0.269	0.379	0.421	0.496	0.680	0.577
27.42	0.360	0.302	0.248	0.248	0.250	0.395	0.469	0.524	0.528	0.400	0.336	0.288	0.269	0.380	0.415	0.496	0.679	0.576
27.92	0.360	0.302	0.247	0.246	0.250	0.393	0.469	0.527	0.527	0.397	0.336	0.288	0.270	0.377	0.418	0.496	0.680	0.576
28.42	0.360	0.302	0.267	0.245	0.250	0.395	0.469	0.533	0.529	0.397	0.335	0.288	0.260	0.377	0.420	0.505	0.674	0.600
28.92	0.360	0.302	0.256	0.234	0.250	0.394	0.469	0.547	0.533	0.397	0.335	0.288	0.261	0.377	0.418	0.503	0.689	0.599
29.42	0.360	0.302	0.258	0.220	0.250	0.396	0.469	0.608	0.548	0.395	0.336	0.288	0.261	0.385	0.419	0.503	0.691	0.598
29.92	0.363	0.303	0.257	0.222	0.353	0.397	0.468	0.606	0.546	0.400	0.334	0.288	0.261	0.380	0.419	0.503	0.681	0.596
30.42	0.364	0.314	0.256	0.204	0.299	0.398	0.468	0.605	0.529	0.399	0.333	0.288	0.257	0.379	0.416	0.503	0.699	0.595
30.92	0.362	0.302	0.256	0.199	0.352	0.397	0.468	0.606	0.508	0.397	0.336	0.288	0.251	0.377	0.420	0.502	0.675	0.594
31.42	0.367	0.317	0.260	0.187	0.287	0.398	0.468	0.601	0.512	0.399	0.335	0.288	0.254	0.379	0.418	0.500	0.682	0.593
31.92	0.360	0.315	0.261	0.183	0.280	0.400	0.468	0.606	0.531	0.407	0.339	0.294	0.257	0.387	0.417	0.499	0.678	0.592
32.42	0.360	0.301	0.266	0.182	0.250	0.399	0.468	0.607	0.520	0.396	0.337	0.298	0.263	0.376	0.419	0.498	0.672	0.590

Hour	45°C									30°C								
	pH 5.0	pH 5.5	pH 6.0	pH 6.5	pH 7.0	pH 7.5	pH 8.0	pH 8.5	pH 9.0	pH 5.0	pH 5.5	pH 6.0	pH 6.5	pH 7.0	pH 7.5	pH 8.0	pH 8.5	pH 9.0
32.92	0.363	0.263	0.267	0.170	0.263	0.400	0.468	0.612	0.511	0.397	0.341	0.299	0.265	0.377	0.417	0.497	0.671	0.590
33.42	0.360	0.302	0.269	0.171	0.250	0.400	0.468	0.611	0.532	0.397	0.338	0.298	0.266	0.377	0.419	0.499	0.677	0.589
33.92	0.360	0.302	0.270	0.170	0.250	0.400	0.468	0.599	0.541	0.397	0.337	0.285	0.267	0.377	0.419	0.499	0.670	0.588
34.42	0.366	0.316	0.268	0.169	0.286	0.399	0.467	0.603	0.470	0.396	0.337	0.300	0.266	0.376	0.422	0.496	0.671	0.590
34.92	0.362	0.317	0.270	0.167	0.282	0.400	0.467	0.600	0.451	0.396	0.336	0.299	0.264	0.376	0.425	0.495	0.689	0.578
35.42	0.360	0.302	0.269	0.171	0.250	0.402	0.467	0.395	0.543	0.424	0.335	0.287	0.263	0.394	0.426	0.512	0.672	0.579
35.92	0.367	0.267	0.272	0.175	0.267	0.402	0.466	0.614	0.463	0.424	0.338	0.299	0.263	0.394	0.429	0.511	0.679	0.581
36.42	0.363	0.273	0.272	0.172	0.273	0.404	0.466	0.617	0.456	0.425	0.334	0.299	0.262	0.395	0.429	0.508	0.682	0.581
36.92	0.362	0.262	0.272	0.177	0.262	0.404	0.465	0.629	0.463	0.425	0.334	0.298	0.261	0.395	0.429	0.505	0.675	0.582
37.42	0.364	0.314	0.273	0.176	0.264	0.404	0.465	0.632	0.545	0.422	0.335	0.296	0.261	0.392	0.424	0.501	0.674	0.580
37.92	0.364	0.264	0.276	0.175	0.264	0.396	0.465	0.646	0.528	0.424	0.336	0.298	0.261	0.394	0.420	0.500	0.677	0.578
38.42	0.362	0.272	0.278	0.173	0.272	0.396	0.464	0.636	0.520	0.424	0.337	0.291	0.260	0.394	0.424	0.497	0.677	0.575
38.92	0.360	0.302	0.279	0.172	0.250	0.396	0.464	0.644	0.538	0.425	0.337	0.294	0.258	0.395	0.423	0.474	0.673	0.595
39.42	0.360	0.302	0.278	0.171	0.250	0.395	0.463	0.638	0.541	0.424	0.334	0.288	0.257	0.394	0.423	0.471	0.676	0.592
39.92	0.360	0.302	0.280	0.170	0.250	0.397	0.463	0.639	0.546	0.425	0.333	0.288	0.257	0.395	0.422	0.513	0.677	0.593
40.42	0.360	0.302	0.278	0.168	0.250	0.398	0.462	0.624	0.509	0.425	0.331	0.290	0.256	0.395	0.424	0.499	0.681	0.590
41.82	0.360	0.302	0.264	0.167	0.250	0.399	0.462	0.364	0.461	0.423	0.291	0.257	0.255	0.393	0.424	0.510	0.684	0.588
42.32	0.360	0.302	0.267	0.165	0.350	0.395	0.461	0.491	0.548	0.395	0.298	0.299	0.255	0.375	0.421	0.496	0.692	0.586
42.82	0.360	0.302	0.265	0.165	0.350	0.395	0.461	0.536	0.552	0.423	0.317	0.285	0.254	0.393	0.422	0.497	0.671	0.590
43.32	0.360	0.302	0.269	0.163	0.350	0.396	0.460	0.606	0.550	0.399	0.333	0.285	0.253	0.374	0.424	0.497	0.697	0.589
43.82	0.360	0.302	0.274	0.162	0.350	0.398	0.460	0.622	0.568	0.400	0.347	0.299	0.253	0.375	0.422	0.498	0.692	0.588
44.32	0.360	0.302	0.269	0.161	0.350	0.399	0.459	0.631	0.529	0.403	0.348	0.294	0.253	0.378	0.423	0.499	0.673	0.587
44.82	0.357	0.257	0.268	0.160	0.257	0.398	0.359	0.632	0.574	0.360	0.332	0.293	0.253	0.260	0.429	0.500	0.670	0.461
45.32	0.363	0.313	0.259	0.159	0.298	0.398	0.358	0.621	0.577	0.256	0.344	0.299	0.253	0.226	0.428	0.380	0.675	0.494
45.82	0.375	0.310	0.281	0.158	0.275	0.395	0.358	0.625	0.539	0.361	0.349	0.299	0.253	0.261	0.428	0.380	0.700	0.493
46.32	0.361	0.251	0.287	0.157	0.251	0.395	0.357	0.622	0.545	0.362	0.331	0.296	0.253	0.377	0.427	0.500	0.689	0.491
46.82	0.363	0.318	0.250	0.156	0.383	0.398	0.457	0.633	0.533	0.402	0.320	0.294	0.252	0.377	0.422	0.500	0.689	0.581
47.32	0.361	0.271	0.265	0.155	0.371	0.398	0.457	0.631	0.535	0.401	0.324	0.286	0.251	0.376	0.388	0.500	0.687	0.580
47.82	0.363	0.318	0.265	0.170	0.383	0.400	0.456	0.622	0.544	0.403	0.330	0.287	0.251	0.378	0.362	0.499	0.690	0.579
48.32	0.358	0.258	0.250	0.194	0.358	0.400	0.456	0.621	0.548	0.402	0.330	0.288	0.251	0.377	0.398	0.497	0.671	0.579
48.82	0.361	0.261	0.250	0.203	0.361	0.398	0.456	0.629	0.555	0.403	0.333	0.287	0.251	0.378	0.417	0.474	0.675	0.579
49.32	0.365	0.265	0.200	0.222	0.365	0.397	0.455	0.630	0.531	0.403	0.332	0.286	0.251	0.378	0.416	0.472	0.683	0.578
49.82	0.363	0.318	0.265	0.236	0.383	0.397	0.455	0.627	0.533	0.402	0.335	0.292	0.251	0.377	0.417	0.510	0.677	0.578

Hour	45°C									30°C								
	pH 5.0	pH 5.5	pH 6.0	pH 6.5	pH 7.0	pH 7.5	pH 8.0	pH 8.5	pH 9.0	pH 5.0	pH 5.5	pH 6.0	pH 6.5	pH 7.0	pH 7.5	pH 8.0	pH 8.5	pH 9.0
50.32	0.363	0.273	0.250	0.250	0.373	0.397	0.455	0.631	0.537	0.402	0.339	0.293	0.251	0.377	0.418	0.507	0.674	0.578
50.82	0.367	0.317	0.250	0.249	0.387	0.398	0.455	0.629	0.529	0.402	0.341	0.288	0.250	0.377	0.427	0.498	0.676	0.577
51.32	0.360	0.310	0.250	0.248	0.395	0.399	0.454	0.621	0.529	0.405	0.301	0.289	0.251	0.380	0.420	0.499	0.677	0.577
51.82	0.359	0.259	0.250	0.247	0.359	0.399	0.454	0.624	0.517	0.400	0.303	0.289	0.250	0.375	0.418	0.511	0.682	0.577
52.32	0.365	0.275	0.250	0.246	0.375	0.399	0.454	0.624	0.526	0.402	0.327	0.292	0.250	0.377	0.422	0.498	0.679	0.577
52.82	0.377	0.312	0.250	0.245	0.377	0.399	0.454	0.629	0.519	0.401	0.329	0.293	0.250	0.376	0.420	0.495	0.684	0.576
53.32	0.370	0.320	0.265	0.244	0.390	0.399	0.453	0.640	0.545	0.397	0.304	0.293	0.250	0.377	0.429	0.504	0.681	0.576
53.82	0.360	0.270	0.265	0.243	0.370	0.399	0.453	0.637	0.547	0.422	0.326	0.291	0.250	0.392	0.423	0.507	0.689	0.576
54.32	0.378	0.313	0.265	0.241	0.378	0.399	0.453	0.640	0.540	0.422	0.326	0.291	0.250	0.392	0.423	0.508	0.682	0.576
54.82	0.377	0.312	0.200	0.240	0.377	0.399	0.453	0.645	0.542	0.406	0.331	0.292	0.249	0.386	0.417	0.511	0.677	0.576
55.32	0.379	0.314	0.265	0.201	0.379	0.399	0.453	0.637	0.502	0.408	0.332	0.290	0.241	0.388	0.429	0.496	0.676	0.576
55.82	0.365	0.265	0.250	0.239	0.365	0.399	0.453	0.641	0.502	0.406	0.330	0.291	0.245	0.386	0.422	0.510	0.676	0.576
56.32	0.362	0.317	0.265	0.219	0.382	0.399	0.453	0.640	0.512	0.409	0.331	0.291	0.264	0.389	0.420	0.501	0.684	0.576
56.82	0.361	0.271	0.250	0.234	0.371	0.399	0.453	0.637	0.516	0.404	0.323	0.293	0.257	0.379	0.423	0.513	0.675	0.576
57.32	0.366	0.316	0.265	0.241	0.386	0.399	0.453	0.636	0.519	0.403	0.331	0.289	0.255	0.378	0.425	0.511	0.676	0.576
57.82	0.360	0.301	0.269	0.244	0.350	0.399	0.453	0.629	0.516	0.401	0.325	0.288	0.244	0.376	0.427	0.513	0.678	0.576
58.32	0.373	0.313	0.264	0.245	0.393	0.399	0.453	0.640	0.514	0.399	0.329	0.291	0.244	0.374	0.427	0.502	0.679	0.576
58.82	0.362	0.262	0.276	0.245	0.362	0.398	0.453	0.609	0.519	0.402	0.324	0.291	0.245	0.377	0.428	0.496	0.681	0.576
59.32	0.362	0.272	0.273	0.245	0.372	0.399	0.453	0.626	0.510	0.399	0.319	0.291	0.245	0.374	0.429	0.499	0.682	0.577
59.82	0.380	0.315	0.272	0.244	0.380	0.399	0.453	0.625	0.505	0.399	0.318	0.293	0.245	0.374	0.422	0.508	0.680	0.577
60.32	0.360	0.302	0.272	0.243	0.350	0.398	0.453	0.607	0.513	0.403	0.321	0.298	0.244	0.378	0.416	0.512	0.687	0.577
60.82	0.358	0.258	0.273	0.242	0.358	0.396	0.453	0.636	0.519	0.405	0.327	0.299	0.244	0.385	0.421	0.509	0.680	0.577
61.32	0.377	0.312	0.274	0.241	0.377	0.397	0.453	0.632	0.515	0.401	0.327	0.298	0.244	0.376	0.424	0.513	0.683	0.577
61.82	0.357	0.257	0.274	0.240	0.357	0.398	0.453	0.630	0.518	0.406	0.326	0.299	0.242	0.386	0.422	0.497	0.684	0.577
62.32	0.361	0.261	0.276	0.239	0.361	0.398	0.453	0.635	0.514	0.406	0.327	0.297	0.241	0.386	0.422	0.506	0.670	0.577
62.82	0.364	0.311	0.284	0.239	0.354	0.397	0.453	0.633	0.508	0.406	0.329	0.288	0.240	0.386	0.424	0.498	0.675	0.577
63.32	0.360	0.302	0.287	0.238	0.350	0.399	0.453	0.621	0.518	0.409	0.329	0.289	0.254	0.389	0.424	0.514	0.684	0.577
63.82	0.359	0.259	0.254	0.238	0.359	0.395	0.453	0.631	0.523	0.409	0.333	0.289	0.253	0.389	0.415	0.513	0.673	0.577
64.32	0.362	0.272	0.262	0.238	0.372	0.393	0.453	0.621	0.516	0.408	0.334	0.286	0.252	0.388	0.425	0.510	0.673	0.578
64.82	0.366	0.266	0.267	0.237	0.366	0.393	0.453	0.632	0.516	0.421	0.334	0.286	0.253	0.391	0.417	0.508	0.678	0.578
66.82	0.360	0.332	0.214	0.226	0.353	0.393	0.453	0.639	0.503	0.409	0.339	0.292	0.251	0.389	0.416	0.510	0.680	0.579
67.32	0.361	0.325	0.227	0.238	0.352	0.392	0.453	0.636	0.506	0.406	0.335	0.294	0.250	0.386	0.416	0.506	0.683	0.579
67.82	0.378	0.315	0.239	0.237	0.365	0.391	0.451	0.644	0.504	0.421	0.331	0.293	0.250	0.391	0.418	0.513	0.670	0.579

Hour	45°C									30°C								
	pH 5.0	pH 5.5	pH 6.0	pH 6.5	pH 7.0	pH 7.5	pH 8.0	pH 8.5	pH 9.0	pH 5.0	pH 5.5	pH 6.0	pH 6.5	pH 7.0	pH 7.5	pH 8.0	pH 8.5	pH 9.0
68.32	0.363	0.322	0.242	0.236	0.352	0.392	0.451	0.651	0.503	0.421	0.337	0.290	0.250	0.391	0.421	0.496	0.676	0.580
68.82	0.362	0.214	0.247	0.245	0.264	0.393	0.456	0.652	0.519	0.361	0.333	0.288	0.259	0.376	0.420	0.510	0.696	0.490
69.32	0.365	0.206	0.247	0.244	0.256	0.393	0.453	0.628	0.556	0.358	0.333	0.287	0.259	0.393	0.421	0.474	0.693	0.491
69.82	0.362	0.205	0.268	0.243	0.255	0.395	0.453	0.636	0.525	0.361	0.333	0.285	0.259	0.376	0.421	0.514	0.692	0.492
70.32	0.364	0.306	0.269	0.242	0.356	0.395	0.453	0.639	0.543	0.403	0.340	0.292	0.258	0.378	0.422	0.502	0.700	0.586
70.82	0.356	0.314	0.256	0.241	0.364	0.393	0.453	0.607	0.542	0.407	0.339	0.293	0.257	0.387	0.422	0.512	0.592	0.589
71.32	0.355	0.319	0.268	0.244	0.369	0.393	0.452	0.626	0.548	0.409	0.332	0.286	0.257	0.389	0.426	0.513	0.692	0.573
71.82	0.356	0.322	0.265	0.242	0.372	0.392	0.452	0.621	0.545	0.420	0.333	0.291	0.257	0.390	0.444	0.499	0.681	0.592
72.32	0.364	0.325	0.266	0.241	0.375	0.393	0.452	0.638	0.544	0.420	0.332	0.287	0.256	0.390	0.447	0.511	0.678	0.594
72.82	0.369	0.326	0.267	0.240	0.376	0.393	0.452	0.640	0.537	0.421	0.330	0.292	0.264	0.391	0.428	0.511	0.679	0.595
73.32	0.362	0.327	0.271	0.250	0.377	0.393	0.451	0.644	0.536	0.421	0.333	0.287	0.264	0.391	0.447	0.513	0.683	0.596
73.82	0.365	0.328	0.270	0.249	0.378	0.391	0.451	0.641	0.536	0.421	0.331	0.297	0.264	0.391	0.411	0.507	0.683	0.595
74.32	0.376	0.328	0.273	0.249	0.378	0.391	0.451	0.639	0.530	0.421	0.334	0.296	0.264	0.391	0.416	0.503	0.680	0.596
74.82	0.377	0.328	0.272	0.249	0.378	0.391	0.451	0.651	0.520	0.422	0.334	0.294	0.263	0.392	0.423	0.496	0.684	0.594
75.32	0.378	0.328	0.272	0.248	0.378	0.393	0.451	0.607	0.519	0.392	0.332	0.292	0.263	0.382	0.421	0.507	0.683	0.596
75.82	0.378	0.329	0.272	0.248	0.379	0.393	0.451	0.653	0.518	0.421	0.332	0.292	0.263	0.391	0.425	0.509	0.680	0.590
76.32	0.378	0.329	0.276	0.247	0.379	0.393	0.451	0.643	0.511	0.421	0.335	0.292	0.262	0.391	0.422	0.512	0.684	0.586
76.82	0.378	0.329	0.273	0.247	0.379	0.391	0.451	0.638	0.504	0.421	0.331	0.296	0.262	0.391	0.423	0.497	0.680	0.581
77.32	0.379	0.330	0.268	0.246	0.380	0.393	0.451	0.653	0.500	0.421	0.333	0.295	0.262	0.391	0.420	0.514	0.680	0.567
77.82	0.379	0.330	0.270	0.246	0.380	0.393	0.451	0.637	0.542	0.421	0.331	0.290	0.260	0.391	0.431	0.502	0.683	0.590
78.32	0.379	0.330	0.273	0.246	0.380	0.393	0.451	0.642	0.546	0.421	0.329	0.292	0.260	0.391	0.422	0.497	0.679	0.578
78.82	0.380	0.330	0.266	0.246	0.380	0.389	0.451	0.635	0.538	0.422	0.329	0.291	0.270	0.392	0.424	0.510	0.678	0.595
79.32	0.380	0.330	0.279	0.245	0.380	0.388	0.451	0.653	0.535	0.422	0.331	0.291	0.269	0.392	0.425	0.512	0.671	0.583
79.82	0.380	0.330	0.266	0.250	0.380	0.388	0.451	0.653	0.538	0.422	0.328	0.290	0.268	0.392	0.432	0.501	0.670	0.573
80.32	0.360	0.331	0.273	0.249	0.381	0.393	0.451	0.652	0.535	0.422	0.332	0.294	0.266	0.392	0.423	0.501	0.693	0.566
80.82	0.360	0.331	0.271	0.248	0.381	0.393	0.451	0.652	0.537	0.422	0.328	0.292	0.261	0.392	0.422	0.505	0.682	0.586
81.32	0.360	0.331	0.270	0.248	0.381	0.393	0.451	0.639	0.538	0.422	0.334	0.291	0.269	0.392	0.432	0.506	0.679	0.579
81.82	0.361	0.331	0.271	0.247	0.381	0.377	0.451	0.637	0.549	0.422	0.334	0.293	0.269	0.392	0.422	0.509	0.671	0.596
82.32	0.361	0.331	0.271	0.247	0.381	0.392	0.451	0.638	0.455	0.423	0.332	0.290	0.270	0.393	0.424	0.513	0.672	0.591
82.82	0.361	0.331	0.266	0.246	0.381	0.393	0.451	0.643	0.545	0.423	0.330	0.290	0.269	0.393	0.422	0.495	0.676	0.587
83.32	0.361	0.331	0.270	0.248	0.381	0.388	0.451	0.644	0.543	0.423	0.331	0.286	0.268	0.393	0.422	0.499	0.695	0.583
83.82	0.361	0.331	0.277	0.246	0.381	0.393	0.451	0.640	0.548	0.423	0.338	0.299	0.258	0.393	0.423	0.508	0.688	0.580
84.32	0.361	0.331	0.280	0.250	0.381	0.392	0.451	0.634	0.546	0.423	0.334	0.285	0.257	0.393	0.416	0.509	0.682	0.575

Hour	45°C									30°C								
	pH 5.0	pH 5.5	pH 6.0	pH 6.5	pH 7.0	pH 7.5	pH 8.0	pH 8.5	pH 9.0	pH 5.0	pH 5.5	pH 6.0	pH 6.5	pH 7.0	pH 7.5	pH 8.0	pH 8.5	pH 9.0
84.82	0.361	0.331	0.268	0.249	0.381	0.379	0.451	0.634	0.544	0.422	0.341	0.297	0.257	0.392	0.413	0.512	0.675	0.573
85.32	0.361	0.331	0.268	0.249	0.381	0.383	0.451	0.635	0.508	0.422	0.336	0.297	0.256	0.392	0.412	0.496	0.670	0.572
85.82	0.361	0.331	0.279	0.249	0.381	0.377	0.451	0.630	0.512	0.423	0.332	0.299	0.255	0.393	0.413	0.507	0.683	0.569
86.32	0.361	0.331	0.279	0.249	0.381	0.377	0.451	0.636	0.520	0.423	0.334	0.299	0.260	0.393	0.419	0.510	0.681	0.567
86.82	0.361	0.332	0.265	0.249	0.382	0.378	0.451	0.642	0.520	0.422	0.332	0.295	0.256	0.392	0.419	0.512	0.671	0.565
87.32	0.361	0.319	0.279	0.249	0.369	0.379	0.451	0.634	0.523	0.422	0.333	0.295	0.256	0.392	0.417	0.497	0.683	0.566
87.82	0.361	0.317	0.274	0.249	0.367	0.379	0.451	0.632	0.536	0.422	0.337	0.298	0.256	0.392	0.417	0.499	0.684	0.589
88.32	0.362	0.318	0.271	0.249	0.368	0.393	0.451	0.641	0.539	0.422	0.336	0.299	0.255	0.392	0.417	0.503	0.689	0.588
88.82	0.369	0.318	0.271	0.249	0.368	0.393	0.451	0.638	0.529	0.422	0.339	0.297	0.259	0.392	0.417	0.496	0.695	0.587
90.82	0.367	0.321	0.215	0.239	0.271	0.393	0.451	0.625	0.493	0.422	0.331	0.254	0.258	0.392	0.415	0.498	0.686	0.586
91.32	0.368	0.312	0.274	0.244	0.362	0.399	0.456	0.622	0.522	0.390	0.341	0.293	0.258	0.380	0.415	0.499	0.674	0.575
91.82	0.368	0.209	0.277	0.249	0.259	0.393	0.355	0.630	0.446	0.250	0.338	0.294	0.257	0.200	0.419	0.503	0.682	0.490
92.32	0.369	0.209	0.278	0.240	0.259	0.393	0.356	0.630	0.470	0.395	0.340	0.289	0.256	0.375	0.418	0.497	0.688	0.492
92.82	0.370	0.313	0.266	0.235	0.363	0.378	0.456	0.633	0.530	0.391	0.344	0.292	0.255	0.381	0.417	0.505	0.676	0.576
93.32	0.360	0.318	0.268	0.235	0.368	0.384	0.454	0.632	0.537	0.391	0.341	0.290	0.264	0.381	0.410	0.510	0.677	0.575
93.82	0.361	0.323	0.267	0.235	0.373	0.392	0.452	0.633	0.548	0.391	0.340	0.288	0.264	0.381	0.420	0.515	0.684	0.575
94.32	0.362	0.325	0.280	0.235	0.375	0.393	0.452	0.631	0.511	0.391	0.340	0.327	0.264	0.381	0.419	0.499	0.671	0.575
94.82	0.359	0.325	0.280	0.236	0.375	0.392	0.450	0.625	0.507	0.391	0.342	0.287	0.264	0.381	0.419	0.508	0.670	0.575
95.32	0.359	0.326	0.279	0.236	0.376	0.392	0.452	0.631	0.503	0.391	0.340	0.288	0.264	0.381	0.420	0.511	0.680	0.598
95.82	0.363	0.326	0.268	0.237	0.376	0.393	0.452	0.625	0.502	0.392	0.346	0.326	0.264	0.382	0.418	0.513	0.681	0.579
96.32	0.368	0.327	0.278	0.237	0.377	0.392	0.452	0.630	0.500	0.392	0.339	0.325	0.264	0.382	0.392	0.515	0.681	0.575
96.82	0.363	0.327	0.277	0.237	0.377	0.393	0.451	0.626	0.547	0.392	0.345	0.295	0.264	0.382	0.377	0.496	0.679	0.576
97.32	0.375	0.328	0.275	0.237	0.378	0.394	0.451	0.630	0.502	0.392	0.343	0.292	0.263	0.382	0.401	0.497	0.677	0.595
97.82	0.375	0.328	0.270	0.238	0.378	0.393	0.451	0.626	0.504	0.392	0.336	0.326	0.263	0.382	0.415	0.497	0.672	0.597
98.32	0.376	0.329	0.276	0.238	0.379	0.393	0.451	0.630	0.509	0.392	0.341	0.294	0.263	0.382	0.421	0.496	0.682	0.577
98.82	0.376	0.321	0.274	0.238	0.371	0.393	0.451	0.637	0.510	0.390	0.344	0.295	0.262	0.380	0.416	0.514	0.676	0.568
99.32	0.377	0.322	0.273	0.238	0.372	0.384	0.451	0.628	0.546	0.390	0.342	0.294	0.262	0.380	0.420	0.511	0.679	0.598
99.82	0.377	0.322	0.279	0.238	0.372	0.393	0.451	0.633	0.549	0.392	0.342	0.294	0.261	0.382	0.419	0.509	0.677	0.583
100.32	0.378	0.323	0.274	0.238	0.373	0.393	0.451	0.626	0.501	0.392	0.346	0.326	0.260	0.382	0.416	0.500	0.676	0.572
100.82	0.378	0.323	0.268	0.239	0.373	0.392	0.451	0.626	0.501	0.392	0.342	0.327	0.260	0.382	0.420	0.515	0.679	0.578
101.32	0.379	0.324	0.270	0.238	0.374	0.392	0.451	0.632	0.501	0.392	0.336	0.293	0.260	0.382	0.419	0.510	0.680	0.574
101.82	0.361	0.324	0.269	0.238	0.374	0.393	0.451	0.621	0.544	0.392	0.339	0.295	0.260	0.382	0.416	0.503	0.675	0.579
102.32	0.362	0.324	0.271	0.239	0.374	0.395	0.451	0.630	0.545	0.392	0.341	0.293	0.260	0.382	0.416	0.512	0.695	0.576

Hour	45°C									30°C								
	pH 5.0	pH 5.5	pH 6.0	pH 6.5	pH 7.0	pH 7.5	pH 8.0	pH 8.5	pH 9.0	pH 5.0	pH 5.5	pH 6.0	pH 6.5	pH 7.0	pH 7.5	pH 8.0	pH 8.5	pH 9.0
102.82	0.362	0.325	0.272	0.238	0.375	0.394	0.451	0.627	0.502	0.392	0.343	0.294	0.259	0.382	0.417	0.495	0.673	0.579
103.32	0.363	0.324	0.272	0.238	0.374	0.377	0.451	0.631	0.504	0.392	0.341	0.293	0.259	0.382	0.416	0.498	0.679	0.584
103.82	0.363	0.323	0.269	0.238	0.373	0.383	0.451	0.627	0.503	0.392	0.341	0.294	0.259	0.382	0.418	0.513	0.677	0.591
104.32	0.364	0.323	0.270	0.238	0.373	0.383	0.451	0.641	0.507	0.392	0.344	0.292	0.259	0.382	0.409	0.507	0.677	0.575
104.82	0.364	0.323	0.278	0.237	0.373	0.377	0.451	0.639	0.511	0.392	0.347	0.290	0.257	0.382	0.416	0.497	0.677	0.584
105.32	0.364	0.323	0.266	0.237	0.373	0.377	0.452	0.641	0.512	0.392	0.342	0.292	0.257	0.382	0.417	0.513	0.672	0.570
105.82	0.365	0.323	0.271	0.236	0.373	0.383	0.452	0.652	0.513	0.392	0.345	0.292	0.257	0.382	0.418	0.510	0.675	0.578
106.32	0.364	0.324	0.267	0.237	0.374	0.379	0.452	0.654	0.513	0.393	0.345	0.290	0.256	0.383	0.418	0.506	0.674	0.586
106.82	0.363	0.324	0.277	0.237	0.374	0.383	0.452	0.645	0.512	0.393	0.343	0.290	0.256	0.383	0.415	0.503	0.685	0.565
107.32	0.363	0.324	0.275	0.236	0.374	0.384	0.452	0.639	0.516	0.393	0.340	0.292	0.256	0.383	0.416	0.501	0.670	0.590
107.82	0.363	0.324	0.265	0.236	0.374	0.384	0.452	0.630	0.518	0.393	0.343	0.294	0.256	0.383	0.420	0.514	0.672	0.580
108.32	0.363	0.324	0.269	0.236	0.374	0.385	0.452	0.642	0.527	0.393	0.348	0.290	0.256	0.383	0.420	0.512	0.672	0.576
108.82	0.363	0.324	0.279	0.235	0.374	0.381	0.452	0.645	0.523	0.393	0.349	0.288	0.256	0.383	0.417	0.510	0.674	0.573
109.32	0.364	0.324	0.266	0.235	0.374	0.362	0.452	0.640	0.521	0.393	0.344	0.290	0.255	0.383	0.415	0.499	0.680	0.588
109.82	0.364	0.325	0.276	0.243	0.375	0.358	0.452	0.642	0.520	0.393	0.349	0.289	0.255	0.383	0.407	0.498	0.691	0.588
110.32	0.364	0.325	0.266	0.244	0.375	0.395	0.453	0.644	0.522	0.393	0.346	0.288	0.255	0.383	0.410	0.497	0.690	0.566
110.82	0.364	0.325	0.270	0.243	0.375	0.398	0.452	0.641	0.524	0.393	0.342	0.289	0.260	0.383	0.416	0.512	0.692	0.579
111.32	0.364	0.325	0.274	0.243	0.375	0.398	0.453	0.636	0.529	0.393	0.349	0.287	0.260	0.383	0.430	0.511	0.697	0.579
111.82	0.364	0.325	0.266	0.240	0.375	0.384	0.452	0.653	0.534	0.393	0.341	0.287	0.259	0.383	0.430	0.512	0.692	0.579
112.32	0.364	0.326	0.268	0.241	0.376	0.398	0.452	0.654	0.535	0.393	0.350	0.288	0.259	0.383	0.418	0.511	0.687	0.579
113.67	0.365	0.311	0.277	0.235	0.376	0.398	0.452	0.608	0.480	0.393	0.330	0.298	0.259	0.383	0.373	0.361	0.618	0.579
114.17	0.365	0.326	0.278	0.235	0.376	0.381	0.452	0.626	0.533	0.393	0.330	0.326	0.259	0.383	0.406	0.412	0.618	0.579
114.67	0.375	0.326	0.255	0.234	0.376	0.373	0.452	0.637	0.528	0.393	0.330	0.288	0.258	0.383	0.412	0.513	0.677	0.581
115.17	0.375	0.271	0.268	0.233	0.271	0.396	0.351	0.656	0.514	0.352	0.330	0.288	0.258	0.252	0.418	0.504	0.683	0.493
115.67	0.375	0.259	0.277	0.233	0.259	0.406	0.354	0.641	0.546	0.354	0.330	0.288	0.258	0.254	0.427	0.512	0.673	0.481
116.15	0.376	0.261	0.277	0.233	0.261	0.397	0.353	0.627	0.521	0.353	0.335	0.288	0.259	0.383	0.443	0.495	0.683	0.481
116.65	0.376	0.319	0.256	0.233	0.369	0.376	0.453	0.622	0.534	0.393	0.333	0.295	0.259	0.383	0.428	0.502	0.559	0.587
117.15	0.376	0.324	0.269	0.232	0.374	0.380	0.454	0.623	0.542	0.394	0.339	0.287	0.258	0.384	0.424	0.498	0.682	0.580
117.65	0.376	0.328	0.267	0.232	0.378	0.383	0.454	0.624	0.538	0.394	0.337	0.286	0.259	0.384	0.422	0.502	0.680	0.593
118.15	0.361	0.329	0.269	0.231	0.379	0.388	0.453	0.622	0.506	0.395	0.333	0.288	0.258	0.370	0.421	0.508	0.675	0.590
118.65	0.359	0.330	0.268	0.230	0.365	0.386	0.452	0.621	0.544	0.395	0.333	0.287	0.258	0.370	0.421	0.512	0.675	0.594
119.15	0.361	0.331	0.279	0.230	0.366	0.382	0.452	0.633	0.546	0.395	0.333	0.288	0.258	0.370	0.420	0.496	0.679	0.577
119.65	0.369	0.332	0.267	0.239	0.367	0.383	0.451	0.631	0.550	0.396	0.330	0.288	0.257	0.371	0.420	0.506	0.686	0.579

Hour	45°C									30°C								
	pH 5.0	pH 5.5	pH 6.0	pH 6.5	pH 7.0	pH 7.5	pH 8.0	pH 8.5	pH 9.0	pH 5.0	pH 5.5	pH 6.0	pH 6.5	pH 7.0	pH 7.5	pH 8.0	pH 8.5	pH 9.0
120.15	0.364	0.333	0.277	0.239	0.368	0.387	0.451	0.631	0.549	0.396	0.335	0.287	0.257	0.371	0.420	0.509	0.690	0.578
120.65	0.378	0.334	0.269	0.239	0.369	0.388	0.451	0.629	0.543	0.396	0.334	0.293	0.257	0.371	0.419	0.512	0.686	0.581
121.15	0.379	0.335	0.267	0.238	0.370	0.388	0.454	0.629	0.541	0.397	0.330	0.286	0.256	0.372	0.418	0.495	0.692	0.580
121.65	0.360	0.315	0.278	0.238	0.365	0.390	0.454	0.628	0.545	0.397	0.332	0.285	0.257	0.372	0.418	0.497	0.686	0.580
122.15	0.361	0.335	0.266	0.237	0.370	0.388	0.455	0.628	0.548	0.396	0.338	0.287	0.257	0.371	0.417	0.499	0.687	0.579
122.65	0.362	0.315	0.275	0.237	0.365	0.393	0.455	0.627	0.546	0.397	0.336	0.294	0.257	0.372	0.417	0.500	0.692	0.578
123.15	0.363	0.316	0.267	0.245	0.366	0.395	0.455	0.626	0.544	0.397	0.337	0.285	0.257	0.372	0.417	0.500	0.689	0.579
123.65	0.364	0.316	0.279	0.235	0.366	0.392	0.454	0.625	0.540	0.397	0.337	0.288	0.256	0.372	0.417	0.500	0.680	0.578
124.15	0.365	0.317	0.267	0.245	0.367	0.388	0.455	0.634	0.536	0.397	0.331	0.288	0.256	0.372	0.416	0.501	0.690	0.579
124.65	0.365	0.317	0.272	0.245	0.367	0.388	0.455	0.633	0.544	0.397	0.331	0.287	0.257	0.372	0.416	0.501	0.686	0.580
125.15	0.365	0.317	0.274	0.245	0.367	0.387	0.455	0.633	0.547	0.398	0.333	0.288	0.256	0.373	0.416	0.501	0.684	0.581
125.65	0.365	0.317	0.266	0.244	0.367	0.389	0.456	0.633	0.549	0.398	0.334	0.290	0.256	0.373	0.416	0.501	0.672	0.580
126.15	0.366	0.317	0.267	0.244	0.367	0.391	0.456	0.632	0.550	0.399	0.337	0.289	0.257	0.374	0.417	0.501	0.677	0.581
126.65	0.366	0.318	0.258	0.244	0.368	0.388	0.456	0.633	0.451	0.399	0.347	0.295	0.255	0.374	0.416	0.500	0.676	0.596
127.15	0.367	0.318	0.268	0.243	0.368	0.389	0.456	0.633	0.547	0.399	0.336	0.286	0.255	0.374	0.417	0.499	0.678	0.581
127.65	0.367	0.318	0.268	0.235	0.368	0.387	0.456	0.634	0.543	0.399	0.343	0.294	0.264	0.374	0.416	0.497	0.675	0.581
128.15	0.367	0.318	0.266	0.240	0.368	0.387	0.456	0.635	0.532	0.400	0.331	0.300	0.261	0.375	0.416	0.496	0.676	0.582
128.65	0.367	0.318	0.268	0.255	0.368	0.388	0.456	0.620	0.545	0.400	0.330	0.294	0.257	0.375	0.416	0.495	0.671	0.584
129.15	0.367	0.318	0.258	0.258	0.368	0.385	0.456	0.621	0.543	0.401	0.331	0.295	0.257	0.376	0.416	0.515	0.670	0.584
129.65	0.368	0.319	0.260	0.231	0.369	0.386	0.455	0.620	0.542	0.401	0.334	0.293	0.258	0.376	0.416	0.513	0.692	0.579
130.15	0.368	0.319	0.268	0.231	0.369	0.386	0.455	0.621	0.469	0.401	0.331	0.286	0.256	0.376	0.416	0.512	0.688	0.578
130.65	0.368	0.319	0.250	0.235	0.369	0.381	0.455	0.622	0.547	0.402	0.341	0.287	0.256	0.377	0.416	0.510	0.680	0.578
131.15	0.368	0.319	0.258	0.236	0.369	0.384	0.455	0.623	0.545	0.402	0.339	0.285	0.257	0.377	0.416	0.507	0.680	0.578
131.65	0.368	0.319	0.256	0.239	0.369	0.383	0.455	0.623	0.548	0.403	0.337	0.300	0.255	0.378	0.416	0.498	0.683	0.578
132.15	0.368	0.320	0.263	0.238	0.370	0.383	0.455	0.624	0.549	0.403	0.347	0.293	0.265	0.378	0.416	0.514	0.687	0.579
132.65	0.369	0.320	0.258	0.236	0.370	0.385	0.455	0.631	0.551	0.404	0.344	0.295	0.256	0.379	0.416	0.511	0.700	0.580
133.15	0.369	0.317	0.263	0.235	0.367	0.382	0.455	0.632	0.551	0.404	0.342	0.294	0.257	0.379	0.416	0.506	0.686	0.580
133.65	0.369	0.334	0.256	0.245	0.369	0.384	0.455	0.633	0.545	0.404	0.342	0.294	0.257	0.379	0.415	0.501	0.685	0.585
134.15	0.369	0.334	0.261	0.244	0.369	0.380	0.455	0.634	0.544	0.405	0.337	0.286	0.255	0.380	0.415	0.512	0.672	0.588
134.65	0.369	0.335	0.265	0.242	0.370	0.378	0.455	0.621	0.546	0.405	0.337	0.294	0.256	0.385	0.416	0.499	0.673	0.589
135.15	0.370	0.335	0.266	0.241	0.370	0.379	0.455	0.623	0.547	0.406	0.344	0.292	0.265	0.386	0.416	0.497	0.674	0.575
135.65	0.370	0.315	0.257	0.241	0.365	0.378	0.455	0.624	0.547	0.406	0.344	0.292	0.264	0.386	0.415	0.505	0.675	0.577
136.15	0.367	0.316	0.269	0.240	0.366	0.376	0.455	0.626	0.544	0.406	0.341	0.294	0.262	0.386	0.415	0.503	0.685	0.577

Hour	45°C									30°C								
	pH 5.0	pH 5.5	pH 6.0	pH 6.5	pH 7.0	pH 7.5	pH 8.0	pH 8.5	pH 9.0	pH 5.0	pH 5.5	pH 6.0	pH 6.5	pH 7.0	pH 7.5	pH 8.0	pH 8.5	pH 9.0
136.65	0.364	0.316	0.269	0.239	0.366	0.374	0.455	0.627	0.541	0.406	0.333	0.293	0.261	0.386	0.414	0.502	0.682	0.580
137.75	0.364	0.316	0.258	0.239	0.286	0.386	0.455	0.389	0.542	0.407	0.334	0.161	0.261	0.387	0.406	0.502	0.678	0.581
138.25	0.365	0.316	0.272	0.238	0.286	0.363	0.455	0.380	0.540	0.407	0.332	0.297	0.259	0.387	0.406	0.500	0.682	0.584
138.55	0.365	0.316	0.274	0.237	0.286	0.390	0.455	0.639	0.541	0.408	0.336	0.297	0.257	0.388	0.422	0.499	0.574	0.587
139.05	0.365	0.217	0.278	0.235	0.367	0.366	0.452	0.623	0.569	0.253	0.335	0.285	0.256	0.203	0.424	0.497	0.573	0.494
139.55	0.366	0.217	0.275	0.240	0.367	0.373	0.453	0.609	0.563	0.353	0.343	0.293	0.257	0.253	0.425	0.496	0.689	0.461
140.05	0.366	0.220	0.279	0.239	0.370	0.380	0.452	0.629	0.589	0.356	0.348	0.291	0.257	0.256	0.416	0.496	0.695	0.468
140.55	0.366	0.325	0.269	0.238	0.375	0.384	0.451	0.645	0.501	0.402	0.350	0.291	0.258	0.377	0.428	0.499	0.692	0.576
141.05	0.366	0.333	0.277	0.237	0.383	0.385	0.451	0.636	0.510	0.405	0.345	0.293	0.256	0.380	0.427	0.507	0.693	0.576
141.55	0.366	0.316	0.268	0.237	0.386	0.388	0.450	0.636	0.513	0.407	0.331	0.294	0.257	0.387	0.411	0.509	0.690	0.569
142.05	0.367	0.313	0.260	0.236	0.393	0.387	0.450	0.639	0.515	0.408	0.335	0.293	0.256	0.388	0.413	0.511	0.699	0.569
142.55	0.367	0.313	0.266	0.235	0.393	0.388	0.450	0.637	0.518	0.410	0.328	0.288	0.256	0.390	0.409	0.514	0.686	0.599
143.05	0.370	0.312	0.269	0.239	0.392	0.381	0.450	0.637	0.516	0.421	0.333	0.290	0.260	0.391	0.406	0.471	0.691	0.580
143.55	0.375	0.312	0.262	0.239	0.392	0.382	0.450	0.633	0.514	0.423	0.330	0.292	0.255	0.393	0.410	0.472	0.692	0.587
144.05	0.363	0.313	0.263	0.238	0.393	0.383	0.451	0.636	0.515	0.424	0.333	0.000	0.256	0.394	0.409	0.473	0.680	0.583
144.55	0.366	0.312	0.266	0.237	0.362	0.383	0.451	0.639	0.511	0.396	0.336	0.296	0.256	0.376	0.414	0.474	0.687	0.576
145.05	0.373	0.305	0.262	0.236	0.355	0.382	0.468	0.635	0.512	0.397	0.335	0.001	0.255	0.377	0.415	0.475	0.696	0.590
145.55	0.373	0.311	0.264	0.236	0.361	0.381	0.474	0.639	0.514	0.399	0.335	0.000	0.255	0.379	0.417	0.496	0.693	0.587
146.05	0.372	0.314	0.262	0.240	0.364	0.381	0.476	0.638	0.514	0.395	0.331	0.000	0.256	0.385	0.412	0.497	0.676	0.578
146.55	0.372	0.312	0.265	0.239	0.362	0.383	0.467	0.634	0.515	0.397	0.333	0.000	0.256	0.387	0.411	0.498	0.672	0.575
147.05	0.373	0.310	0.263	0.239	0.360	0.381	0.475	0.638	0.514	0.398	0.330	0.296	0.260	0.388	0.410	0.499	0.678	0.569
147.55	0.362	0.315	0.266	0.238	0.365	0.382	0.474	0.637	0.515	0.400	0.331	0.299	0.260	0.390	0.409	0.500	0.697	0.580
148.05	0.355	0.312	0.268	0.237	0.362	0.372	0.473	0.640	0.518	0.402	0.336	0.287	0.259	0.377	0.410	0.501	0.676	0.581
148.55	0.361	0.313	0.271	0.236	0.363	0.370	0.472	0.637	0.515	0.403	0.337	0.295	0.258	0.378	0.410	0.501	0.675	0.583
149.05	0.364	0.310	0.266	0.235	0.360	0.371	0.472	0.640	0.519	0.405	0.339	0.291	0.258	0.380	0.410	0.502	0.678	0.577
149.55	0.362	0.312	0.260	0.245	0.362	0.369	0.472	0.636	0.520	0.407	0.338	0.291	0.257	0.382	0.410	0.502	0.688	0.576
150.05	0.360	0.306	0.265	0.244	0.356	0.366	0.471	0.638	0.522	0.408	0.336	0.295	0.257	0.383	0.408	0.503	0.694	0.572
150.55	0.365	0.305	0.255	0.243	0.355	0.365	0.471	0.605	0.519	0.407	0.332	0.291	0.256	0.382	0.408	0.503	0.694	0.575
151.05	0.362	0.304	0.260	0.230	0.354	0.364	0.471	0.606	0.519	0.409	0.339	0.287	0.253	0.384	0.407	0.504	0.680	0.570
151.55	0.363	0.315	0.258	0.244	0.300	0.364	0.471	0.637	0.519	0.421	0.343	0.300	0.255	0.376	0.406	0.504	0.679	0.577
152.05	0.360	0.315	0.269	0.244	0.300	0.363	0.471	0.638	0.518	0.422	0.336	0.287	0.259	0.377	0.414	0.505	0.671	0.568
152.55	0.362	0.303	0.265	0.245	0.353	0.361	0.473	0.606	0.517	0.422	0.336	0.287	0.262	0.377	0.412	0.504	0.694	0.570
153.05	0.356	0.303	0.257	0.241	0.353	0.362	0.473	0.610	0.522	0.424	0.338	0.293	0.259	0.379	0.412	0.505	0.688	0.575

Hour	45°C									30°C								
	pH 5.0	pH 5.5	pH 6.0	pH 6.5	pH 7.0	pH 7.5	pH 8.0	pH 8.5	pH 9.0	pH 5.0	pH 5.5	pH 6.0	pH 6.5	pH 7.0	pH 7.5	pH 8.0	pH 8.5	pH 9.0
153.55	0.355	0.306	0.259	0.235	0.356	0.383	0.473	0.621	0.521	0.424	0.339	0.285	0.258	0.379	0.412	0.506	0.673	0.578
154.05	0.364	0.308	0.259	0.242	0.358	0.382	0.473	0.630	0.523	0.424	0.341	0.295	0.259	0.379	0.410	0.506	0.675	0.576
154.55	0.365	0.306	0.258	0.238	0.356	0.388	0.473	0.622	0.523	0.390	0.341	0.295	0.259	0.380	0.411	0.506	0.678	0.584
155.05	0.365	0.307	0.256	0.235	0.357	0.388	0.473	0.621	0.521	0.390	0.341	0.290	0.258	0.380	0.429	0.507	0.677	0.584
155.55	0.363	0.305	0.270	0.232	0.355	0.387	0.473	0.624	0.523	0.391	0.342	0.294	0.257	0.381	0.430	0.507	0.678	0.584
156.05	0.363	0.302	0.268	0.231	0.352	0.388	0.473	0.628	0.524	0.391	0.339	0.291	0.260	0.381	0.429	0.507	0.685	0.584
156.55	0.356	0.314	0.269	0.234	0.299	0.389	0.473	0.632	0.520	0.391	0.341	0.292	0.259	0.381	0.429	0.507	0.679	0.576
157.05	0.358	0.311	0.268	0.234	0.296	0.387	0.472	0.626	0.518	0.391	0.343	0.293	0.259	0.381	0.430	0.507	0.670	0.589
157.55	0.356	0.313	0.269	0.233	0.298	0.388	0.472	0.623	0.520	0.391	0.334	0.295	0.257	0.381	0.429	0.507	0.682	0.581
158.05	0.357	0.313	0.279	0.232	0.298	0.387	0.473	0.628	0.521	0.391	0.334	0.293	0.257	0.381	0.427	0.509	0.684	0.584
158.55	0.365	0.313	0.279	0.232	0.398	0.399	0.472	0.633	0.520	0.391	0.337	0.290	0.256	0.381	0.426	0.507	0.677	0.586
159.05	0.362	0.301	0.265	0.231	0.351	0.399	0.472	0.629	0.520	0.392	0.344	0.290	0.264	0.382	0.425	0.507	0.679	0.590
159.55	0.364	0.314	0.258	0.230	0.399	0.398	0.472	0.634	0.521	0.392	0.342	0.285	0.262	0.382	0.426	0.506	0.679	0.577
160.05	0.361	0.302	0.256	0.235	0.352	0.398	0.471	0.636	0.520	0.392	0.340	0.292	0.261	0.382	0.426	0.506	0.680	0.581
160.55	0.363	0.300	0.257	0.234	0.350	0.397	0.471	0.641	0.519	0.393	0.343	0.287	0.260	0.383	0.425	0.505	0.675	0.581
161.67	0.363	0.315	0.257	0.234	0.400	0.385	0.470	0.608	0.520	0.395	0.331	0.236	0.259	0.370	0.410	0.505	0.634	0.579
162.17	0.363	0.301	0.262	0.233	0.351	0.387	0.480	0.365	0.520	0.396	0.332	0.340	0.258	0.371	0.423	0.504	0.672	0.582
162.67	0.361	0.260	0.270	0.233	0.360	0.368	0.480	0.639	0.535	0.406	0.334	0.343	0.258	0.386	0.409	0.495	0.699	0.586
163.17	0.364	0.264	0.268	0.232	0.364	0.378	0.466	0.638	0.537	0.404	0.341	0.341	0.257	0.379	0.423	0.498	0.672	0.572
163.67	0.362	0.270	0.269	0.231	0.370	0.385	0.478	0.630	0.502	0.410	0.341	0.291	0.256	0.390	0.427	0.499	0.645	0.579
164.17	0.360	0.312	0.278	0.231	0.377	0.392	0.466	0.654	0.509	0.396	0.348	0.298	0.259	0.376	0.419	0.495	0.678	0.591
164.67	0.365	0.318	0.266	0.234	0.388	0.385	0.478	0.636	0.515	0.397	0.345	0.212	0.259	0.387	0.426	0.501	0.601	0.591
165.17	0.361	0.318	0.277	0.234	0.388	0.389	0.475	0.637	0.512	0.402	0.343	0.290	0.258	0.377	0.410	0.505	0.605	0.587
165.67	0.360	0.318	0.272	0.233	0.388	0.389	0.476	0.631	0.510	0.406	0.350	0.298	0.257	0.381	0.408	0.509	0.649	0.587
166.17	0.364	0.318	0.274	0.233	0.388	0.381	0.479	0.633	0.510	0.420	0.336	0.290	0.258	0.375	0.415	0.498	0.680	0.587
166.67	0.360	0.317	0.274	0.232	0.382	0.384	0.473	0.634	0.508	0.391	0.336	0.286	0.256	0.381	0.414	0.506	0.699	0.586
167.17	0.377	0.317	0.276	0.232	0.382	0.361	0.472	0.640	0.506	0.394	0.341	0.286	0.256	0.384	0.428	0.509	0.672	0.584
167.67	0.368	0.317	0.276	0.231	0.382	0.363	0.473	0.641	0.509	0.400	0.350	0.291	0.255	0.375	0.428	0.514	0.686	0.584
168.17	0.368	0.318	0.267	0.230	0.383	0.367	0.451	0.640	0.507	0.407	0.341	0.289	0.264	0.387	0.421	0.511	0.675	0.584
168.67	0.368	0.319	0.266	0.235	0.384	0.369	0.475	0.641	0.506	0.424	0.348	0.286	0.264	0.394	0.424	0.496	0.673	0.584
169.17	0.368	0.316	0.266	0.234	0.381	0.370	0.452	0.641	0.510	0.401	0.335	0.293	0.264	0.376	0.418	0.511	0.684	0.586
169.67	0.362	0.316	0.262	0.233	0.381	0.370	0.474	0.642	0.515	0.420	0.338	0.296	0.264	0.375	0.425	0.513	0.681	0.586
170.17	0.362	0.316	0.263	0.232	0.381	0.370	0.452	0.642	0.516	0.354	0.340	0.296	0.264	0.384	0.412	0.496	0.694	0.588

Hour	45°C									30°C								
	pH 5.0	pH 5.5	pH 6.0	pH 6.5	pH 7.0	pH 7.5	pH 8.0	pH 8.5	pH 9.0	pH 5.0	pH 5.5	pH 6.0	pH 6.5	pH 7.0	pH 7.5	pH 8.0	pH 8.5	pH 9.0
170.67	0.362	0.318	0.265	0.232	0.383	0.370	0.452	0.642	0.520	0.362	0.341	0.296	0.262	0.377	0.415	0.498	0.698	0.589
171.17	0.363	0.320	0.262	0.231	0.385	0.372	0.446	0.642	0.516	0.368	0.343	0.296	0.262	0.388	0.420	0.496	0.691	0.590
171.67	0.364	0.316	0.258	0.230	0.386	0.372	0.445	0.642	0.519	0.356	0.350	0.296	0.261	0.376	0.421	0.496	0.689	0.592
172.17	0.361	0.312	0.256	0.240	0.392	0.371	0.445	0.642	0.521	0.357	0.346	0.296	0.261	0.382	0.418	0.498	0.688	0.595
172.67	0.361	0.317	0.261	0.239	0.387	0.375	0.446	0.643	0.520	0.362	0.340	0.289	0.261	0.387	0.412	0.497	0.693	0.597
173.17	0.361	0.314	0.257	0.238	0.394	0.374	0.446	0.644	0.520	0.366	0.345	0.289	0.260	0.391	0.374	0.497	0.676	0.600
173.67	0.363	0.311	0.280	0.237	0.396	0.374	0.446	0.645	0.522	0.369	0.336	0.289	0.260	0.394	0.411	0.496	0.689	0.577
174.17	0.365	0.317	0.280	0.236	0.387	0.373	0.448	0.642	0.525	0.371	0.334	0.298	0.259	0.376	0.410	0.495	0.681	0.580
174.67	0.366	0.320	0.278	0.235	0.385	0.372	0.448	0.637	0.526	0.373	0.330	0.295	0.258	0.378	0.425	0.513	0.692	0.583
175.17	0.372	0.320	0.266	0.235	0.390	0.372	0.448	0.638	0.527	0.373	0.339	0.289	0.262	0.378	0.427	0.511	0.699	0.586
175.67	0.367	0.314	0.275	0.236	0.394	0.371	0.447	0.639	0.526	0.374	0.331	0.287	0.263	0.379	0.429	0.511	0.674	0.587
176.17	0.374	0.319	0.278	0.238	0.389	0.373	0.447	0.640	0.525	0.375	0.327	0.285	0.258	0.380	0.411	0.505	0.673	0.588
176.67	0.361	0.312	0.280	0.234	0.397	0.375	0.447	0.673	0.526	0.375	0.326	0.291	0.257	0.380	0.414	0.505	0.670	0.589
177.17	0.367	0.313	0.278	0.236	0.398	0.373	0.449	0.639	0.526	0.375	0.328	0.288	0.257	0.380	0.414	0.496	0.683	0.589
177.67	0.365	0.300	0.279	0.237	0.350	0.372	0.447	0.640	0.524	0.391	0.331	0.290	0.259	0.381	0.414	0.495	0.680	0.589
178.17	0.370	0.314	0.265	0.240	0.399	0.371	0.446	0.642	0.525	0.403	0.331	0.300	0.261	0.378	0.415	0.515	0.672	0.586
178.67	0.374	0.305	0.266	0.239	0.355	0.374	0.446	0.644	0.523	0.421	0.332	0.287	0.261	0.376	0.416	0.514	0.697	0.582
179.17	0.369	0.315	0.276	0.237	0.395	0.372	0.449	0.636	0.523	0.420	0.334	0.287	0.261	0.375	0.417	0.514	0.672	0.581
179.67	0.362	0.307	0.276	0.235	0.357	0.368	0.449	0.637	0.523	0.409	0.340	0.296	0.262	0.384	0.417	0.498	0.685	0.584
180.17	0.363	0.304	0.278	0.235	0.354	0.368	0.473	0.639	0.525	0.407	0.334	0.289	0.262	0.382	0.416	0.496	0.689	0.587
180.67	0.360	0.301	0.278	0.234	0.351	0.370	0.450	0.651	0.523	0.405	0.338	0.287	0.261	0.380	0.416	0.495	0.685	0.589
181.17	0.364	0.317	0.277	0.233	0.287	0.369	0.474	0.653	0.524	0.403	0.331	0.000	0.261	0.378	0.417	0.498	0.696	0.566
181.67	0.355	0.320	0.274	0.233	0.290	0.369	0.475	0.656	0.523	0.401	0.330	0.286	0.257	0.376	0.420	0.497	0.690	0.567
182.17	0.375	0.311	0.274	0.232	0.296	0.369	0.474	0.657	0.521	0.400	0.333	0.299	0.261	0.375	0.420	0.497	0.693	0.569
182.67	0.357	0.314	0.280	0.231	0.299	0.369	0.474	0.659	0.519	0.399	0.333	0.285	0.260	0.389	0.420	0.497	0.685	0.571
183.17	0.364	0.304	0.272	0.234	0.354	0.367	0.474	0.661	0.518	0.398	0.332	0.290	0.258	0.388	0.420	0.497	0.689	0.572
183.67	0.361	0.305	0.274	0.234	0.355	0.367	0.474	0.661	0.519	0.397	0.340	0.296	0.258	0.387	0.417	0.515	0.696	0.572
184.17	0.367	0.311	0.274	0.234	0.361	0.371	0.475	0.663	0.520	0.396	0.335	0.295	0.257	0.386	0.417	0.514	0.688	0.572
184.67	0.370	0.307	0.270	0.233	0.357	0.371	0.474	0.664	0.520	0.400	0.338	0.285	0.255	0.380	0.417	0.495	0.683	0.571
184.77	0.361	0.305	0.280	0.232	0.355	0.404	0.473	0.650	0.521	0.399	0.330	0.340	0.261	0.379	0.416	0.514	0.700	0.572
186.28	0.364	0.309	0.211	0.232	0.359	0.389	0.473	0.500	0.520	0.398	0.330	0.290	0.257	0.378	0.158	0.515	0.374	0.572
186.78	0.364	0.308	0.278	0.231	0.358	0.380	0.474	0.568	0.518	0.397	0.330	0.327	0.256	0.377	0.408	0.514	0.598	0.571
187.28	0.365	0.210	0.275	0.230	0.360	0.393	0.399	0.645	0.520	0.397	0.330	0.330	0.258	0.277	0.430	0.501	0.681	0.569

Hour	45°C									30°C								
	pH 5.0	pH 5.5	pH 6.0	pH 6.5	pH 7.0	pH 7.5	pH 8.0	pH 8.5	pH 9.0	pH 5.0	pH 5.5	pH 6.0	pH 6.5	pH 7.0	pH 7.5	pH 8.0	pH 8.5	pH 9.0
187.78	0.361	0.208	0.271	0.240	0.358	0.398	0.399	0.635	0.517	0.396	0.330	0.298	0.260	0.276	0.425	0.381	0.678	0.569
188.28	0.357	0.208	0.262	0.239	0.358	0.369	0.398	0.579	0.517	0.425	0.330	0.290	0.256	0.275	0.414	0.353	0.688	0.569
188.78	0.365	0.320	0.269	0.239	0.370	0.403	0.474	0.595	0.517	0.424	0.330	0.295	0.251	0.394	0.421	0.498	0.672	0.568
189.28	0.359	0.316	0.268	0.238	0.366	0.401	0.475	0.558	0.514	0.395	0.330	0.289	0.255	0.385	0.411	0.499	0.676	0.567
189.78	0.358	0.308	0.273	0.237	0.358	0.399	0.474	0.624	0.510	0.401	0.330	0.289	0.253	0.386	0.413	0.499	0.679	0.590
190.28	0.360	0.321	0.276	0.236	0.371	0.394	0.475	0.572	0.511	0.422	0.330	0.286	0.260	0.372	0.419	0.506	0.681	0.566
190.78	0.358	0.325	0.273	0.235	0.375	0.366	0.450	0.628	0.510	0.401	0.330	0.287	0.253	0.376	0.412	0.508	0.680	0.589
191.28	0.358	0.316	0.265	0.244	0.366	0.363	0.450	0.626	0.510	0.393	0.330	0.297	0.263	0.383	0.423	0.509	0.680	0.588
191.78	0.360	0.321	0.262	0.244	0.371	0.399	0.452	0.634	0.510	0.410	0.330	0.296	0.263	0.385	0.414	0.510	0.684	0.589
192.28	0.366	0.316	0.267	0.243	0.366	0.376	0.479	0.632	0.508	0.405	0.000	0.300	0.263	0.380	0.417	0.511	0.680	0.587
192.78	0.358	0.318	0.270	0.242	0.368	0.381	0.479	0.631	0.505	0.400	0.247	0.287	0.263	0.390	0.426	0.510	0.682	0.587
193.28	0.361	0.322	0.267	0.241	0.372	0.384	0.479	0.631	0.504	0.397	0.246	0.299	0.262	0.387	0.425	0.510	0.682	0.584
193.78	0.375	0.311	0.261	0.240	0.361	0.390	0.467	0.639	0.504	0.393	0.337	0.295	0.261	0.383	0.413	0.512	0.683	0.590
194.28	0.366	0.313	0.263	0.239	0.363	0.375	0.474	0.642	0.503	0.391	0.332	0.287	0.262	0.381	0.413	0.501	0.680	0.577
194.78	0.361	0.322	0.261	0.238	0.372	0.395	0.474	0.634	0.514	0.391	0.333	0.299	0.261	0.381	0.410	0.510	0.680	0.572
195.28	0.366	0.329	0.261	0.237	0.379	0.385	0.463	0.643	0.519	0.392	0.332	0.289	0.260	0.382	0.421	0.498	0.679	0.565
195.78	0.368	0.332	0.261	0.236	0.382	0.381	0.473	0.631	0.518	0.392	0.331	0.286	0.260	0.382	0.418	0.503	0.680	0.568
196.28	0.362	0.334	0.258	0.235	0.384	0.371	0.471	0.651	0.514	0.392	0.332	0.300	0.260	0.382	0.415	0.511	0.675	0.568
196.78	0.361	0.316	0.265	0.234	0.386	0.375	0.476	0.654	0.513	0.392	0.330	0.287	0.260	0.382	0.424	0.512	0.686	0.569
197.28	0.363	0.317	0.257	0.234	0.387	0.382	0.466	0.634	0.512	0.392	0.331	0.297	0.259	0.382	0.424	0.512	0.682	0.570
197.78	0.362	0.318	0.268	0.232	0.388	0.381	0.467	0.638	0.510	0.392	0.331	0.296	0.259	0.382	0.429	0.512	0.688	0.587
198.28	0.379	0.319	0.278	0.231	0.389	0.374	0.475	0.655	0.508	0.392	0.331	0.289	0.259	0.382	0.412	0.511	0.682	0.573
198.78	0.362	0.319	0.259	0.231	0.389	0.374	0.477	0.631	0.507	0.392	0.327	0.289	0.258	0.382	0.410	0.510	0.671	0.593
199.28	0.364	0.320	0.268	0.243	0.390	0.374	0.480	0.651	0.505	0.391	0.327	0.290	0.258	0.381	0.415	0.511	0.682	0.579
199.78	0.366	0.311	0.268	0.228	0.391	0.371	0.470	0.632	0.505	0.391	0.334	0.289	0.257	0.381	0.416	0.511	0.683	0.581
200.28	0.367	0.312	0.259	0.217	0.392	0.385	0.480	0.651	0.507	0.391	0.326	0.291	0.262	0.381	0.416	0.499	0.674	0.580
200.78	0.368	0.311	0.255	0.231	0.391	0.382	0.480	0.626	0.506	0.391	0.326	0.293	0.257	0.381	0.412	0.498	0.676	0.582
201.28	0.369	0.311	0.256	0.238	0.391	0.384	0.475	0.629	0.506	0.391	0.327	0.299	0.262	0.381	0.426	0.496	0.681	0.589
201.78	0.369	0.311	0.255	0.241	0.391	0.383	0.472	0.620	0.513	0.390	0.328	0.290	0.264	0.380	0.422	0.504	0.676	0.584
202.28	0.370	0.311	0.258	0.241	0.391	0.381	0.470	0.621	0.512	0.390	0.330	0.293	0.251	0.380	0.424	0.502	0.684	0.585
202.78	0.371	0.311	0.256	0.241	0.391	0.393	0.474	0.622	0.513	0.390	0.333	0.292	0.251	0.380	0.425	0.500	0.671	0.596
203.28	0.372	0.311	0.278	0.239	0.391	0.382	0.467	0.622	0.509	0.391	0.337	0.291	0.251	0.381	0.420	0.499	0.672	0.595
203.78	0.371	0.311	0.258	0.237	0.391	0.388	0.468	0.621	0.509	0.390	0.339	0.291	0.251	0.380	0.415	0.496	0.675	0.589

Hour	45°C									30°C								
	pH 5.0	pH 5.5	pH 6.0	pH 6.5	pH 7.0	pH 7.5	pH 8.0	pH 8.5	pH 9.0	pH 5.0	pH 5.5	pH 6.0	pH 6.5	pH 7.0	pH 7.5	pH 8.0	pH 8.5	pH 9.0
204.28	0.371	0.311	0.265	0.236	0.391	0.384	0.469	0.629	0.512	0.391	0.340	0.290	0.251	0.381	0.410	0.514	0.681	0.590
204.78	0.371	0.311	0.255	0.235	0.291	0.372	0.476	0.622	0.511	0.391	0.343	0.296	0.251	0.381	0.424	0.512	0.680	0.591
205.28	0.371	0.311	0.266	0.235	0.291	0.390	0.473	0.622	0.511	0.391	0.347	0.297	0.251	0.381	0.420	0.508	0.675	0.593
205.78	0.371	0.311	0.257	0.235	0.291	0.384	0.472	0.623	0.512	0.393	0.344	0.296	0.250	0.383	0.420	0.506	0.678	0.594
206.28	0.371	0.311	0.268	0.234	0.291	0.388	0.479	0.620	0.513	0.393	0.345	0.296	0.251	0.383	0.422	0.498	0.672	0.587
206.78	0.371	0.312	0.257	0.237	0.292	0.370	0.475	0.625	0.517	0.393	0.340	0.296	0.250	0.383	0.415	0.496	0.683	0.592
207.28	0.371	0.312	0.260	0.235	0.392	0.374	0.452	0.626	0.517	0.394	0.344	0.298	0.264	0.384	0.422	0.513	0.676	0.593
207.78	0.371	0.311	0.268	0.236	0.391	0.376	0.475	0.628	0.518	0.394	0.348	0.299	0.264	0.384	0.415	0.511	0.678	0.599
208.28	0.371	0.312	0.267	0.234	0.392	0.379	0.453	0.637	0.516	0.395	0.336	0.288	0.262	0.385	0.423	0.512	0.676	0.596
208.78	0.371	0.312	0.270	0.234	0.392	0.375	0.474	0.626	0.518	0.395	0.345	0.286	0.262	0.370	0.414	0.504	0.677	0.598
210.78	0.371	0.312	0.262	0.233	0.392	0.384	0.479	0.640	0.524	0.399	0.343	0.234	0.258	0.374	0.424	0.500	0.674	0.595
211.28	0.372	0.312	0.272	0.230	0.392	0.379	0.479	0.624	0.522	0.399	0.344	0.286	0.259	0.374	0.413	0.497	0.682	0.596
211.78	0.372	0.312	0.274	0.231	0.392	0.376	0.472	0.639	0.520	0.401	0.341	0.286	0.259	0.376	0.415	0.496	0.674	0.594
212.28	0.371	0.312	0.274	0.232	0.392	0.373	0.473	0.644	0.519	0.402	0.343	0.289	0.258	0.377	0.413	0.503	0.675	0.597
212.78	0.372	0.313	0.276	0.231	0.393	0.383	0.473	0.643	0.519	0.403	0.342	0.296	0.258	0.378	0.413	0.501	0.670	0.596
213.28	0.372	0.312	0.271	0.231	0.392	0.394	0.472	0.635	0.518	0.404	0.342	0.287	0.258	0.379	0.415	0.500	0.680	0.597
213.78	0.372	0.312	0.271	0.242	0.392	0.397	0.479	0.641	0.520	0.405	0.332	0.292	0.258	0.385	0.414	0.499	0.683	0.597
214.28	0.372	0.313	0.275	0.230	0.393	0.399	0.470	0.637	0.522	0.406	0.334	0.295	0.258	0.386	0.414	0.498	0.679	0.596
214.78	0.372	0.312	0.269	0.226	0.392	0.399	0.479	0.640	0.523	0.408	0.331	0.294	0.256	0.388	0.413	0.497	0.678	0.597
215.28	0.372	0.312	0.280	0.228	0.392	0.397	0.479	0.644	0.519	0.409	0.335	0.293	0.257	0.389	0.412	0.496	0.676	0.596
215.78	0.372	0.313	0.273	0.228	0.393	0.398	0.471	0.622	0.517	0.420	0.333	0.295	0.256	0.390	0.410	0.497	0.677	0.591
216.28	0.372	0.312	0.278	0.228	0.392	0.396	0.479	0.635	0.519	0.422	0.327	0.292	0.256	0.392	0.415	0.495	0.679	0.592
216.78	0.372	0.214	0.265	0.226	0.364	0.397	0.369	0.644	0.531	0.399	0.334	0.291	0.256	0.284	0.415	0.497	0.679	0.490
217.28	0.373	0.217	0.270	0.225	0.367	0.395	0.387	0.650	0.519	0.394	0.334	0.291	0.255	0.254	0.413	0.507	0.626	0.493
217.78	0.372	0.228	0.269	0.225	0.378	0.396	0.356	0.639	0.523	0.403	0.335	0.292	0.260	0.378	0.413	0.513	0.636	0.492
218.28	0.372	0.333	0.276	0.245	0.383	0.398	0.464	0.636	0.535	0.424	0.341	0.291	0.259	0.394	0.409	0.471	0.646	0.575
218.78	0.373	0.315	0.272	0.243	0.385	0.397	0.476	0.639	0.539	0.397	0.337	0.290	0.259	0.387	0.412	0.472	0.699	0.589
219.28	0.372	0.317	0.267	0.220	0.387	0.402	0.480	0.639	0.541	0.401	0.342	0.288	0.258	0.376	0.409	0.496	0.681	0.580
219.78	0.372	0.318	0.275	0.241	0.388	0.400	0.471	0.633	0.540	0.403	0.341	0.286	0.258	0.378	0.423	0.500	0.682	0.581
220.28	0.373	0.319	0.267	0.242	0.389	0.391	0.475	0.566	0.541	0.402	0.342	0.287	0.259	0.377	0.415	0.504	0.695	0.597
220.78	0.372	0.320	0.270	0.241	0.390	0.403	0.476	0.628	0.540	0.403	0.335	0.286	0.259	0.378	0.409	0.499	0.636	0.597
221.28	0.364	0.310	0.259	0.241	0.390	0.396	0.473	0.621	0.541	0.401	0.343	0.291	0.258	0.376	0.430	0.514	0.649	0.577
221.78	0.367	0.311	0.269	0.241	0.391	0.403	0.476	0.632	0.540	0.399	0.333	0.291	0.258	0.389	0.410	0.502	0.672	0.584

Hour	45°C									30°C								
	pH 5.0	pH 5.5	pH 6.0	pH 6.5	pH 7.0	pH 7.5	pH 8.0	pH 8.5	pH 9.0	pH 5.0	pH 5.5	pH 6.0	pH 6.5	pH 7.0	pH 7.5	pH 8.0	pH 8.5	pH 9.0
222.28	0.378	0.311	0.268	0.241	0.391	0.396	0.475	0.622	0.539	0.401	0.339	0.290	0.258	0.376	0.419	0.503	0.682	0.568
222.78	0.363	0.312	0.267	0.242	0.392	0.398	0.474	0.627	0.538	0.391	0.335	0.298	0.257	0.381	0.422	0.503	0.680	0.576
223.28	0.365	0.312	0.267	0.226	0.392	0.397	0.474	0.626	0.541	0.390	0.336	0.298	0.259	0.380	0.423	0.502	0.681	0.582
223.78	0.367	0.312	0.261	0.238	0.392	0.396	0.468	0.638	0.540	0.404	0.335	0.291	0.264	0.379	0.417	0.503	0.684	0.589
224.28	0.368	0.313	0.263	0.215	0.393	0.399	0.474	0.624	0.541	0.421	0.342	0.289	0.260	0.371	0.415	0.502	0.688	0.596
224.78	0.369	0.313	0.264	0.243	0.393	0.397	0.475	0.639	0.540	0.400	0.350	0.290	0.264	0.385	0.417	0.502	0.696	0.600
225.28	0.370	0.313	0.255	0.226	0.393	0.404	0.465	0.629	0.538	0.401	0.340	0.290	0.265	0.386	0.418	0.502	0.694	0.579
225.78	0.370	0.313	0.260	0.227	0.393	0.399	0.474	0.643	0.538	0.401	0.347	0.292	0.250	0.386	0.414	0.503	0.689	0.581
226.28	0.371	0.313	0.265	0.229	0.393	0.404	0.469	0.637	0.539	0.395	0.343	0.293	0.264	0.380	0.429	0.502	0.673	0.584
226.78	0.371	0.313	0.267	0.228	0.393	0.397	0.473	0.637	0.540	0.399	0.349	0.292	0.263	0.379	0.427	0.501	0.685	0.587
227.28	0.372	0.313	0.263	0.228	0.393	0.396	0.471	0.640	0.542	0.395	0.350	0.291	0.262	0.380	0.413	0.501	0.644	0.565
227.78	0.372	0.313	0.261	0.226	0.393	0.396	0.479	0.576	0.543	0.400	0.347	0.287	0.261	0.380	0.414	0.502	0.637	0.569
228.28	0.372	0.313	0.270	0.225	0.393	0.399	0.466	0.635	0.543	0.400	0.345	0.286	0.261	0.380	0.427	0.501	0.696	0.575
228.78	0.373	0.313	0.260	0.244	0.393	0.400	0.479	0.628	0.543	0.421	0.325	0.290	0.259	0.371	0.428	0.500	0.648	0.576
229.28	0.373	0.314	0.263	0.244	0.394	0.399	0.471	0.635	0.541	0.410	0.326	0.289	0.259	0.390	0.425	0.501	0.699	0.580
229.78	0.373	0.314	0.258	0.244	0.394	0.399	0.477	0.629	0.540	0.409	0.335	0.293	0.258	0.389	0.427	0.502	0.686	0.581
230.28	0.373	0.314	0.269	0.244	0.394	0.398	0.479	0.628	0.534	0.408	0.330	0.292	0.258	0.388	0.411	0.502	0.644	0.582
230.78	0.373	0.314	0.267	0.244	0.394	0.398	0.479	0.644	0.533	0.407	0.335	0.300	0.257	0.387	0.414	0.502	0.638	0.582
231.28	0.373	0.314	0.264	0.244	0.394	0.397	0.472	0.642	0.530	0.406	0.342	0.295	0.257	0.386	0.411	0.502	0.625	0.582
231.78	0.373	0.314	0.259	0.244	0.394	0.399	0.479	0.652	0.531	0.405	0.345	0.291	0.257	0.380	0.429	0.502	0.623	0.581
232.28	0.373	0.314	0.258	0.244	0.394	0.396	0.471	0.651	0.531	0.404	0.337	0.290	0.255	0.379	0.417	0.502	0.696	0.581
232.78	0.373	0.314	0.267	0.244	0.394	0.403	0.475	0.654	0.528	0.404	0.349	0.294	0.260	0.379	0.416	0.502	0.692	0.580
234.78	0.373	0.315	0.268	0.244	0.395	0.393	0.470	0.637	0.533	0.364	0.341	0.218	0.258	0.379	0.416	0.503	0.681	0.577
235.28	0.374	0.315	0.255	0.244	0.395	0.393	0.468	0.654	0.534	0.403	0.335	0.252	0.257	0.378	0.421	0.503	0.681	0.577
235.78	0.374	0.315	0.264	0.244	0.395	0.400	0.466	0.652	0.532	0.404	0.349	0.291	0.256	0.379	0.426	0.504	0.690	0.577
236.28	0.374	0.315	0.256	0.244	0.395	0.400	0.468	0.636	0.533	0.403	0.341	0.294	0.256	0.378	0.426	0.504	0.694	0.576
236.78	0.374	0.315	0.260	0.244	0.395	0.398	0.476	0.637	0.534	0.403	0.335	0.299	0.256	0.378	0.425	0.504	0.683	0.576
237.28	0.374	0.315	0.258	0.244	0.395	0.394	0.470	0.642	0.526	0.403	0.343	0.300	0.265	0.378	0.420	0.504	0.681	0.575
237.78	0.374	0.315	0.260	0.244	0.395	0.389	0.470	0.624	0.530	0.404	0.341	0.299	0.265	0.379	0.416	0.504	0.670	0.599
238.28	0.374	0.310	0.259	0.243	0.395	0.391	0.470	0.643	0.529	0.404	0.344	0.289	0.263	0.379	0.422	0.505	0.673	0.598
238.78	0.374	0.314	0.268	0.243	0.394	0.386	0.471	0.642	0.532	0.403	0.347	0.297	0.262	0.378	0.422	0.505	0.694	0.598
239.28	0.374	0.246	0.250	0.243	0.246	0.376	0.366	0.642	0.537	0.422	0.338	0.299	0.262	0.272	0.421	0.510	0.689	0.578
239.78	0.374	0.248	0.237	0.243	0.248	0.377	0.450	0.642	0.530	0.399	0.337	0.298	0.261	0.284	0.420	0.508	0.676	0.588

Hour	45°C									30°C								
	pH 5.0	pH 5.5	pH 6.0	pH 6.5	pH 7.0	pH 7.5	pH 8.0	pH 8.5	pH 9.0	pH 5.0	pH 5.5	pH 6.0	pH 6.5	pH 7.0	pH 7.5	pH 8.0	pH 8.5	pH 9.0
240.28	0.374	0.306	0.248	0.241	0.256	0.389	0.478	0.638	0.530	0.406	0.331	0.297	0.261	0.391	0.420	0.496	0.680	0.582
240.78	0.375	0.315	0.250	0.241	0.365	0.389	0.478	0.641	0.535	0.408	0.331	0.293	0.260	0.383	0.417	0.498	0.672	0.588
241.28	0.375	0.318	0.250	0.240	0.388	0.385	0.478	0.642	0.535	0.422	0.338	0.296	0.260	0.377	0.421	0.495	0.678	0.580
241.78	0.375	0.315	0.246	0.240	0.365	0.385	0.469	0.636	0.549	0.408	0.347	0.296	0.260	0.388	0.415	0.505	0.675	0.580
242.28	0.375	0.321	0.269	0.240	0.371	0.390	0.458	0.640	0.554	0.420	0.335	0.296	0.259	0.390	0.415	0.497	0.682	0.586
242.78	0.375	0.323	0.267	0.240	0.373	0.391	0.478	0.642	0.543	0.421	0.344	0.297	0.259	0.391	0.419	0.499	0.677	0.577
243.28	0.375	0.315	0.267	0.241	0.365	0.384	0.473	0.641	0.534	0.421	0.336	0.286	0.259	0.391	0.419	0.499	0.682	0.595
243.78	0.375	0.322	0.268	0.231	0.372	0.385	0.478	0.639	0.526	0.421	0.338	0.285	0.260	0.391	0.416	0.505	0.696	0.594
244.28	0.360	0.324	0.227	0.233	0.374	0.384	0.478	0.639	0.533	0.421	0.336	0.295	0.261	0.391	0.418	0.506	0.700	0.592
244.78	0.374	0.314	0.247	0.236	0.364	0.376	0.467	0.639	0.540	0.421	0.350	0.294	0.259	0.391	0.417	0.505	0.648	0.591
245.28	0.361	0.319	0.247	0.235	0.369	0.382	0.480	0.639	0.541	0.422	0.349	0.290	0.257	0.392	0.411	0.505	0.694	0.589
245.78	0.363	0.312	0.250	0.238	0.362	0.381	0.478	0.641	0.541	0.422	0.341	0.292	0.262	0.392	0.411	0.500	0.686	0.588
246.28	0.356	0.311	0.267	0.240	0.361	0.384	0.471	0.635	0.544	0.423	0.336	0.294	0.255	0.393	0.411	0.506	0.682	0.586
246.78	0.365	0.312	0.248	0.242	0.362	0.389	0.471	0.639	0.539	0.424	0.326	0.293	0.265	0.394	0.429	0.506	0.674	0.585
247.28	0.368	0.305	0.246	0.242	0.355	0.359	0.471	0.640	0.537	0.395	0.334	0.292	0.256	0.375	0.427	0.507	0.675	0.584
247.78	0.365	0.312	0.268	0.241	0.392	0.387	0.478	0.644	0.535	0.397	0.340	0.295	0.257	0.377	0.410	0.511	0.699	0.584
248.28	0.361	0.314	0.267	0.241	0.399	0.388	0.470	0.638	0.532	0.398	0.335	0.292	0.255	0.378	0.426	0.512	0.647	0.583
248.78	0.363	0.311	0.265	0.241	0.396	0.385	0.476	0.638	0.531	0.396	0.332	0.293	0.264	0.376	0.410	0.495	0.645	0.582
249.28	0.365	0.312	0.247	0.240	0.397	0.382	0.474	0.643	0.528	0.420	0.331	0.288	0.255	0.390	0.427	0.502	0.698	0.582
249.78	0.362	0.311	0.267	0.240	0.396	0.383	0.450	0.641	0.527	0.404	0.331	0.292	0.255	0.379	0.428	0.501	0.699	0.582
250.28	0.364	0.310	0.267	0.241	0.395	0.380	0.474	0.637	0.528	0.403	0.328	0.287	0.255	0.378	0.423	0.502	0.688	0.581
250.78	0.364	0.314	0.267	0.238	0.394	0.389	0.450	0.640	0.530	0.400	0.332	0.288	0.260	0.375	0.419	0.501	0.678	0.581
251.28	0.369	0.312	0.248	0.241	0.392	0.390	0.451	0.637	0.532	0.398	0.333	0.292	0.260	0.373	0.423	0.502	0.685	0.581
251.78	0.362	0.313	0.266	0.242	0.393	0.387	0.473	0.644	0.528	0.400	0.327	0.291	0.260	0.375	0.423	0.504	0.675	0.581
252.28	0.361	0.314	0.269	0.242	0.394	0.385	0.473	0.635	0.534	0.399	0.325	0.294	0.259	0.374	0.423	0.503	0.676	0.581
252.78	0.362	0.302	0.266	0.243	0.352	0.386	0.471	0.640	0.534	0.399	0.333	0.293	0.256	0.374	0.422	0.505	0.678	0.581
253.28	0.365	0.328	0.267	0.243	0.378	0.389	0.474	0.638	0.539	0.400	0.332	0.291	0.255	0.375	0.419	0.505	0.682	0.581
253.78	0.372	0.334	0.270	0.243	0.384	0.360	0.472	0.639	0.531	0.400	0.333	0.291	0.257	0.375	0.416	0.496	0.676	0.581
254.28	0.364	0.316	0.268	0.243	0.386	0.387	0.451	0.639	0.546	0.400	0.331	0.292	0.257	0.375	0.416	0.496	0.683	0.581
254.78	0.361	0.311	0.266	0.243	0.391	0.386	0.452	0.642	0.549	0.401	0.333	0.294	0.256	0.376	0.415	0.499	0.683	0.581
255.28	0.362	0.318	0.270	0.244	0.388	0.388	0.451	0.641	0.549	0.402	0.334	0.286	0.257	0.377	0.419	0.510	0.684	0.582
255.78	0.361	0.334	0.269	0.245	0.384	0.388	0.452	0.640	0.541	0.403	0.334	0.285	0.255	0.378	0.418	0.510	0.675	0.582
256.28	0.360	0.312	0.267	0.244	0.392	0.387	0.452	0.636	0.543	0.404	0.330	0.299	0.255	0.379	0.418	0.511	0.684	0.582

Hour	45°C									30°C								
	pH 5.0	pH 5.5	pH 6.0	pH 6.5	pH 7.0	pH 7.5	pH 8.0	pH 8.5	pH 9.0	pH 5.0	pH 5.5	pH 6.0	pH 6.5	pH 7.0	pH 7.5	pH 8.0	pH 8.5	pH 9.0
256.78	0.374	0.311	0.268	0.244	0.396	0.390	0.451	0.635	0.532	0.405	0.334	0.300	0.264	0.380	0.421	0.513	0.679	0.583
264.65	0.372	0.312	0.271	0.244	0.397	0.387	0.451	0.535	0.544	0.405	0.331	0.290	0.264	0.385	0.409	0.496	0.600	0.583
265.15	0.373	0.313	0.274	0.244	0.398	0.401	0.450	0.564	0.536	0.406	0.342	0.292	0.262	0.386	0.415	0.497	0.694	0.584
265.65	0.374	0.315	0.261	0.244	0.395	0.376	0.451	0.622	0.535	0.407	0.349	0.285	0.261	0.387	0.426	0.497	0.694	0.585
266.15	0.362	0.311	0.263	0.245	0.396	0.387	0.450	0.634	0.543	0.407	0.335	0.332	0.260	0.387	0.405	0.498	0.693	0.585
266.65	0.378	0.320	0.273	0.231	0.390	0.394	0.452	0.639	0.543	0.408	0.333	0.327	0.260	0.388	0.409	0.510	0.691	0.586
267.15	0.364	0.313	0.268	0.244	0.393	0.384	0.454	0.639	0.541	0.408	0.333	0.291	0.260	0.388	0.412	0.511	0.692	0.587
267.65	0.366	0.311	0.267	0.230	0.396	0.383	0.451	0.654	0.543	0.408	0.332	0.291	0.259	0.388	0.411	0.513	0.692	0.588
268.15	0.371	0.312	0.262	0.245	0.397	0.381	0.451	0.642	0.536	0.408	0.332	0.294	0.259	0.388	0.410	0.512	0.693	0.589
268.65	0.368	0.311	0.257	0.244	0.396	0.381	0.451	0.638	0.538	0.407	0.332	0.293	0.259	0.387	0.411	0.512	0.693	0.589
269.15	0.364	0.310	0.270	0.243	0.390	0.381	0.473	0.636	0.530	0.404	0.332	0.292	0.259	0.379	0.408	0.501	0.695	0.590
269.65	0.372	0.317	0.263	0.243	0.387	0.381	0.452	0.639	0.533	0.402	0.333	0.289	0.258	0.377	0.408	0.502	0.692	0.592
270.15	0.361	0.216	0.264	0.243	0.366	0.382	0.400	0.638	0.551	0.350	0.333	0.293	0.257	0.250	0.407	0.514	0.690	0.492
270.65	0.362	0.213	0.264	0.242	0.363	0.380	0.400	0.637	0.552	0.351	0.333	0.333	0.257	0.251	0.409	0.475	0.693	0.477
271.15	0.363	0.270	0.265	0.241	0.370	0.384	0.400	0.640	0.552	0.391	0.334	0.296	0.256	0.381	0.411	0.515	0.692	0.583
271.65	0.375	0.274	0.264	0.241	0.374	0.384	0.400	0.635	0.550	0.391	0.334	0.293	0.255	0.381	0.413	0.496	0.692	0.585
272.15	0.361	0.313	0.278	0.241	0.363	0.383	0.471	0.639	0.526	0.402	0.334	0.292	0.256	0.377	0.408	0.503	0.693	0.585
272.65	0.370	0.325	0.256	0.240	0.375	0.384	0.478	0.638	0.526	0.397	0.334	0.293	0.255	0.387	0.407	0.514	0.694	0.580
273.15	0.373	0.330	0.269	0.240	0.380	0.384	0.476	0.638	0.526	0.399	0.334	0.294	0.259	0.379	0.408	0.499	0.692	0.575
273.65	0.361	0.313	0.269	0.240	0.393	0.383	0.469	0.639	0.526	0.398	0.334	0.292	0.259	0.378	0.411	0.496	0.694	0.574
274.15	0.362	0.308	0.257	0.239	0.358	0.382	0.476	0.640	0.527	0.397	0.334	0.290	0.259	0.377	0.410	0.501	0.695	0.569
274.65	0.361	0.306	0.260	0.240	0.356	0.381	0.470	0.638	0.527	0.396	0.335	0.292	0.259	0.376	0.412	0.501	0.691	0.567
275.15	0.370	0.315	0.261	0.161	0.365	0.381	0.478	0.631	0.527	0.396	0.335	0.331	0.258	0.376	0.407	0.499	0.693	0.565
275.65	0.367	0.316	0.226	0.183	0.366	0.381	0.479	0.633	0.527	0.396	0.334	0.328	0.259	0.376	0.407	0.515	0.388	0.588
276.15	0.366	0.317	0.227	0.239	0.367	0.383	0.472	0.620	0.528	0.396	0.334	0.292	0.262	0.376	0.408	0.515	0.390	0.586
276.65	0.363	0.318	0.270	0.239	0.368	0.382	0.472	0.622	0.528	0.396	0.334	0.294	0.259	0.376	0.407	0.515	0.689	0.585
277.15	0.370	0.314	0.248	0.235	0.364	0.383	0.477	0.625	0.528	0.398	0.334	0.290	0.258	0.378	0.408	0.496	0.688	0.584
277.65	0.364	0.321	0.248	0.239	0.371	0.384	0.477	0.628	0.528	0.398	0.334	0.294	0.260	0.378	0.414	0.496	0.689	0.582
278.15	0.363	0.317	0.246	0.240	0.367	0.385	0.479	0.631	0.528	0.400	0.334	0.294	0.260	0.380	0.413	0.497	0.690	0.581
278.65	0.365	0.318	0.264	0.240	0.368	0.381	0.479	0.634	0.528	0.397	0.334	0.326	0.262	0.387	0.413	0.515	0.690	0.579
279.15	0.360	0.330	0.265	0.239	0.380	0.381	0.480	0.636	0.528	0.398	0.335	0.294	0.262	0.388	0.415	0.495	0.689	0.578
279.65	0.373	0.317	0.265	0.239	0.387	0.381	0.478	0.639	0.528	0.399	0.335	0.290	0.260	0.389	0.406	0.514	0.690	0.577
280.15	0.358	0.315	0.265	0.238	0.400	0.384	0.473	0.642	0.528	0.402	0.335	0.325	0.259	0.377	0.406	0.515	0.691	0.576

Hour	45°C									30°C								
	pH 5.0	pH 5.5	pH 6.0	pH 6.5	pH 7.0	pH 7.5	pH 8.0	pH 8.5	pH 9.0	pH 5.0	pH 5.5	pH 6.0	pH 6.5	pH 7.0	pH 7.5	pH 8.0	pH 8.5	pH 9.0
280.65	0.356	0.312	0.266	0.238	0.397	0.383	0.473	0.635	0.528	0.403	0.335	0.333	0.259	0.378	0.405	0.495	0.690	0.575
281.88	0.365	0.312	0.267	0.238	0.392	0.359	0.475	0.550	0.528	0.405	0.273	0.298	0.257	0.380	0.424	0.513	0.691	0.599
282.38	0.366	0.314	0.266	0.240	0.299	0.384	0.474	0.639	0.528	0.405	0.292	0.294	0.256	0.380	0.415	0.513	0.691	0.598
282.88	0.367	0.314	0.269	0.239	0.364	0.383	0.474	0.634	0.528	0.406	0.310	0.296	0.255	0.381	0.412	0.511	0.676	0.597
283.38	0.368	0.303	0.267	0.231	0.353	0.383	0.474	0.638	0.528	0.404	0.314	0.293	0.255	0.379	0.421	0.511	0.694	0.597
283.88	0.364	0.304	0.266	0.232	0.354	0.398	0.471	0.651	0.528	0.400	0.304	0.288	0.259	0.375	0.426	0.512	0.673	0.596
284.38	0.361	0.315	0.266	0.232	0.300	0.396	0.450	0.642	0.528	0.397	0.319	0.294	0.259	0.387	0.428	0.512	0.679	0.595
284.88	0.367	0.314	0.266	0.233	0.279	0.397	0.450	0.651	0.528	0.399	0.322	0.288	0.256	0.379	0.411	0.511	0.681	0.595
285.38	0.368	0.316	0.266	0.232	0.281	0.398	0.453	0.641	0.528	0.398	0.329	0.292	0.256	0.378	0.414	0.512	0.683	0.594
285.88	0.380	0.319	0.267	0.233	0.284	0.398	0.454	0.644	0.528	0.398	0.335	0.291	0.256	0.378	0.413	0.511	0.685	0.593
286.38	0.367	0.317	0.256	0.232	0.287	0.397	0.451	0.643	0.528	0.396	0.330	0.298	0.264	0.376	0.407	0.514	0.680	0.593
286.88	0.365	0.320	0.257	0.233	0.290	0.402	0.452	0.636	0.528	0.395	0.333	0.292	0.263	0.375	0.407	0.514	0.680	0.592
287.38	0.362	0.314	0.257	0.232	0.394	0.401	0.450	0.635	0.528	0.398	0.328	0.285	0.262	0.378	0.408	0.515	0.680	0.592
287.88	0.372	0.312	0.258	0.231	0.392	0.403	0.472	0.635	0.528	0.397	0.329	0.295	0.261	0.377	0.410	0.511	0.697	0.591
288.38	0.364	0.314	0.258	0.232	0.394	0.401	0.470	0.637	0.528	0.397	0.326	0.292	0.261	0.377	0.412	0.509	0.691	0.591
288.88	0.364	0.313	0.258	0.232	0.393	0.403	0.472	0.638	0.528	0.395	0.330	0.299	0.259	0.375	0.413	0.513	0.680	0.591
289.38	0.363	0.313	0.258	0.233	0.393	0.403	0.471	0.639	0.528	0.424	0.335	0.290	0.259	0.394	0.414	0.512	0.693	0.590
289.88	0.364	0.312	0.258	0.233	0.392	0.404	0.480	0.636	0.528	0.424	0.335	0.290	0.258	0.394	0.413	0.511	0.692	0.590
290.38	0.365	0.311	0.258	0.232	0.391	0.403	0.472	0.640	0.528	0.423	0.333	0.289	0.258	0.393	0.415	0.513	0.691	0.589
290.88	0.379	0.319	0.256	0.232	0.389	0.401	0.478	0.632	0.528	0.422	0.332	0.291	0.257	0.392	0.414	0.515	0.685	0.589
291.38	0.361	0.311	0.257	0.233	0.391	0.402	0.476	0.620	0.528	0.409	0.335	0.285	0.256	0.389	0.413	0.496	0.690	0.588
291.88	0.364	0.313	0.256	0.233	0.393	0.400	0.475	0.623	0.528	0.408	0.331	0.292	0.257	0.388	0.414	0.497	0.686	0.588
292.38	0.367	0.313	0.257	0.234	0.393	0.405	0.476	0.624	0.527	0.404	0.332	0.292	0.257	0.379	0.414	0.498	0.685	0.587
292.88	0.370	0.314	0.257	0.234	0.394	0.400	0.475	0.626	0.527	0.404	0.331	0.295	0.255	0.379	0.414	0.499	0.693	0.587
293.38	0.374	0.314	0.256	0.234	0.394	0.404	0.476	0.629	0.527	0.402	0.329	0.291	0.260	0.377	0.415	0.501	0.691	0.586
293.88	0.372	0.207	0.256	0.233	0.207	0.401	0.368	0.630	0.549	0.351	0.332	0.290	0.260	0.251	0.413	0.387	0.679	0.484
294.38	0.374	0.219	0.256	0.233	0.219	0.401	0.362	0.634	0.545	0.353	0.331	0.294	0.259	0.253	0.415	0.497	0.671	0.485
294.88	0.373	0.312	0.255	0.233	0.377	0.404	0.465	0.636	0.538	0.393	0.325	0.290	0.259	0.383	0.413	0.498	0.679	0.593
295.38	0.373	0.317	0.270	0.233	0.387	0.405	0.472	0.639	0.550	0.393	0.331	0.295	0.257	0.383	0.412	0.502	0.679	0.586
295.88	0.372	0.301	0.270	0.233	0.351	0.401	0.471	0.639	0.550	0.392	0.327	0.294	0.257	0.382	0.412	0.502	0.679	0.596
296.38	0.371	0.306	0.269	0.234	0.356	0.400	0.474	0.645	0.544	0.393	0.330	0.294	0.258	0.383	0.413	0.502	0.683	0.592
296.88	0.369	0.304	0.269	0.232	0.354	0.404	0.471	0.635	0.550	0.393	0.325	0.290	0.258	0.383	0.413	0.505	0.671	0.589
297.38	0.371	0.305	0.269	0.232	0.355	0.405	0.474	0.644	0.543	0.393	0.334	0.293	0.257	0.383	0.413	0.504	0.677	0.587

Hour	45°C									30°C								
	pH 5.0	pH 5.5	pH 6.0	pH 6.5	pH 7.0	pH 7.5	pH 8.0	pH 8.5	pH 9.0	pH 5.0	pH 5.5	pH 6.0	pH 6.5	pH 7.0	pH 7.5	pH 8.0	pH 8.5	pH 9.0
297.88	0.373	0.310	0.268	0.232	0.360	0.401	0.468	0.640	0.543	0.393	0.327	0.288	0.256	0.383	0.411	0.497	0.678	0.585
298.38	0.373	0.305	0.268	0.232	0.355	0.401	0.466	0.653	0.538	0.393	0.326	0.299	0.257	0.383	0.412	0.497	0.671	0.582
298.88	0.374	0.303	0.268	0.240	0.353	0.403	0.475	0.636	0.543	0.393	0.331	0.299	0.258	0.383	0.419	0.497	0.678	0.580
299.38	0.374	0.310	0.268	0.239	0.360	0.401	0.466	0.641	0.550	0.393	0.329	0.286	0.257	0.383	0.419	0.498	0.676	0.579
299.88	0.357	0.317	0.268	0.164	0.367	0.402	0.467	0.643	0.534	0.393	0.326	0.285	0.263	0.383	0.419	0.499	0.675	0.578
300.38	0.369	0.316	0.267	0.155	0.366	0.404	0.474	0.636	0.533	0.393	0.333	0.300	0.263	0.383	0.417	0.500	0.673	0.576
300.88	0.377	0.316	0.267	0.185	0.366	0.400	0.473	0.638	0.549	0.393	0.334	0.296	0.260	0.383	0.418	0.500	0.684	0.574
301.38	0.367	0.313	0.266	0.239	0.363	0.404	0.475	0.639	0.551	0.393	0.332	0.285	0.256	0.383	0.418	0.512	0.681	0.574
301.88	0.361	0.311	0.266	0.234	0.361	0.404	0.474	0.644	0.549	0.393	0.331	0.288	0.261	0.383	0.418	0.513	0.683	0.574
302.38	0.356	0.303	0.266	0.234	0.353	0.401	0.466	0.643	0.528	0.394	0.330	0.289	0.262	0.384	0.415	0.513	0.683	0.573
302.88	0.364	0.309	0.266	0.236	0.359	0.400	0.466	0.645	0.533	0.394	0.327	0.286	0.255	0.384	0.415	0.514	0.674	0.572
303.38	0.365	0.306	0.265	0.240	0.356	0.399	0.468	0.637	0.544	0.394	0.327	0.287	0.265	0.384	0.405	0.500	0.670	0.570
303.88	0.360	0.305	0.266	0.243	0.355	0.399	0.469	0.640	0.544	0.393	0.328	0.298	0.264	0.383	0.413	0.501	0.670	0.570
304.38	0.355	0.303	0.266	0.245	0.353	0.398	0.477	0.635	0.550	0.394	0.334	0.300	0.265	0.384	0.414	0.503	0.679	0.569
304.88	0.363	0.303	0.266	0.237	0.353	0.398	0.477	0.637	0.538	0.393	0.335	0.287	0.263	0.383	0.406	0.504	0.685	0.568
306.25	0.360	0.305	0.266	0.238	0.355	0.352	0.479	0.640	0.550	0.394	0.270	0.252	0.264	0.384	0.412	0.511	0.558	0.568
306.75	0.367	0.306	0.267	0.239	0.356	0.389	0.480	0.645	0.543	0.394	0.332	0.297	0.262	0.384	0.419	0.512	0.572	0.568
307.25	0.366	0.305	0.269	0.239	0.355	0.362	0.470	0.642	0.550	0.394	0.333	0.292	0.263	0.384	0.407	0.514	0.685	0.567
307.75	0.366	0.302	0.255	0.235	0.352	0.390	0.480	0.638	0.543	0.394	0.333	0.300	0.261	0.384	0.416	0.511	0.699	0.567
308.25	0.363	0.313	0.269	0.238	0.398	0.404	0.470	0.640	0.543	0.394	0.339	0.293	0.261	0.384	0.420	0.513	0.673	0.566
308.75	0.361	0.313	0.269	0.237	0.298	0.396	0.472	0.644	0.534	0.394	0.345	0.286	0.260	0.384	0.424	0.496	0.682	0.566
309.25	0.363	0.312	0.270	0.237	0.297	0.396	0.472	0.651	0.547	0.395	0.303	0.285	0.259	0.385	0.425	0.498	0.683	0.566
309.75	0.359	0.311	0.269	0.237	0.296	0.397	0.471	0.644	0.542	0.395	0.348	0.293	0.258	0.385	0.426	0.499	0.684	0.566
310.25	0.356	0.312	0.268	0.236	0.297	0.405	0.474	0.643	0.547	0.396	0.341	0.293	0.257	0.371	0.427	0.507	0.670	0.566
310.75	0.355	0.313	0.268	0.237	0.298	0.405	0.475	0.644	0.550	0.396	0.336	0.293	0.257	0.371	0.427	0.509	0.671	0.566
311.25	0.363	0.303	0.268	0.237	0.353	0.402	0.474	0.636	0.547	0.396	0.332	0.293	0.256	0.371	0.426	0.511	0.671	0.566
311.75	0.363	0.301	0.268	0.238	0.351	0.405	0.475	0.637	0.550	0.396	0.334	0.293	0.255	0.371	0.426	0.495	0.671	0.567
312.25	0.365	0.301	0.268	0.238	0.351	0.401	0.451	0.637	0.542	0.396	0.334	0.286	0.259	0.371	0.426	0.497	0.671	0.566
312.75	0.356	0.302	0.269	0.238	0.352	0.402	0.451	0.640	0.550	0.396	0.330	0.291	0.258	0.371	0.428	0.500	0.672	0.567
313.25	0.355	0.303	0.269	0.230	0.353	0.403	0.451	0.639	0.547	0.396	0.334	0.286	0.258	0.371	0.427	0.501	0.670	0.567
313.75	0.362	0.307	0.269	0.230	0.357	0.405	0.452	0.634	0.547	0.396	0.334	0.291	0.259	0.371	0.426	0.502	0.681	0.568
314.25	0.363	0.306	0.269	0.230	0.356	0.401	0.452	0.623	0.550	0.396	0.334	0.292	0.259	0.371	0.427	0.502	0.683	0.568
314.75	0.363	0.304	0.269	0.239	0.354	0.401	0.452	0.627	0.550	0.396	0.330	0.290	0.259	0.371	0.426	0.503	0.681	0.568

Hour	45°C									30°C								
	pH 5.0	pH 5.5	pH 6.0	pH 6.5	pH 7.0	pH 7.5	pH 8.0	pH 8.5	pH 9.0	pH 5.0	pH 5.5	pH 6.0	pH 6.5	pH 7.0	pH 7.5	pH 8.0	pH 8.5	pH 9.0
315.25	0.362	0.305	0.269	0.238	0.355	0.404	0.452	0.630	0.543	0.396	0.326	0.288	0.260	0.371	0.426	0.495	0.681	0.568
315.75	0.361	0.308	0.269	0.238	0.358	0.405	0.453	0.633	0.534	0.396	0.322	0.291	0.259	0.371	0.426	0.496	0.680	0.569
316.25	0.362	0.311	0.269	0.240	0.361	0.405	0.452	0.636	0.528	0.396	0.322	0.291	0.260	0.371	0.424	0.496	0.679	0.569
316.75	0.363	0.313	0.269	0.230	0.363	0.403	0.475	0.639	0.550	0.396	0.324	0.294	0.255	0.371	0.424	0.497	0.678	0.570
317.25	0.363	0.313	0.269	0.230	0.363	0.403	0.451	0.643	0.538	0.396	0.323	0.289	0.260	0.371	0.424	0.497	0.678	0.571
317.75	0.361	0.315	0.269	0.230	0.365	0.401	0.475	0.637	0.529	0.396	0.322	0.292	0.259	0.371	0.424	0.496	0.678	0.572
318.25	0.361	0.216	0.269	0.230	0.216	0.405	0.351	0.650	0.550	0.355	0.330	0.299	0.259	0.255	0.423	0.497	0.676	0.474
318.75	0.362	0.221	0.269	0.231	0.221	0.401	0.352	0.654	0.550	0.355	0.334	0.298	0.259	0.255	0.422	0.497	0.677	0.475
319.25	0.363	0.324	0.269	0.232	0.374	0.404	0.451	0.637	0.550	0.395	0.334	0.299	0.259	0.370	0.423	0.508	0.677	0.575
319.75	0.357	0.324	0.269	0.234	0.374	0.403	0.475	0.638	0.549	0.395	0.334	0.286	0.259	0.385	0.421	0.509	0.677	0.577
320.25	0.356	0.333	0.269	0.234	0.383	0.401	0.473	0.642	0.543	0.395	0.335	0.287	0.259	0.385	0.421	0.511	0.677	0.578
320.75	0.364	0.318	0.269	0.232	0.388	0.404	0.472	0.636	0.545	0.395	0.331	0.293	0.258	0.385	0.421	0.512	0.676	0.579
321.25	0.355	0.318	0.269	0.231	0.388	0.405	0.474	0.638	0.543	0.395	0.332	0.291	0.258	0.385	0.422	0.511	0.677	0.580
321.75	0.358	0.328	0.268	0.231	0.378	0.405	0.474	0.643	0.545	0.394	0.333	0.292	0.257	0.384	0.422	0.509	0.677	0.581
322.25	0.361	0.326	0.268	0.231	0.376	0.401	0.471	0.636	0.543	0.394	0.334	0.296	0.257	0.384	0.424	0.503	0.677	0.582
322.75	0.363	0.328	0.268	0.240	0.378	0.401	0.474	0.639	0.550	0.394	0.333	0.295	0.257	0.384	0.423	0.500	0.678	0.583
323.25	0.363	0.331	0.268	0.239	0.381	0.404	0.472	0.639	0.548	0.394	0.332	0.296	0.257	0.384	0.424	0.498	0.678	0.585
323.75	0.365	0.327	0.268	0.239	0.377	0.404	0.474	0.638	0.533	0.394	0.334	0.297	0.257	0.384	0.424	0.474	0.679	0.588
324.25	0.366	0.329	0.268	0.189	0.379	0.403	0.472	0.636	0.544	0.394	0.332	0.292	0.256	0.384	0.423	0.471	0.679	0.589
324.75	0.361	0.326	0.268	0.167	0.376	0.401	0.472	0.638	0.548	0.394	0.333	0.291	0.253	0.384	0.424	0.513	0.680	0.590
325.25	0.364	0.323	0.268	0.239	0.373	0.401	0.472	0.641	0.544	0.393	0.333	0.293	0.257	0.383	0.425	0.510	0.697	0.593
325.75	0.364	0.321	0.268	0.241	0.371	0.403	0.471	0.642	0.545	0.393	0.332	0.294	0.259	0.383	0.421	0.508	0.688	0.595
326.25	0.363	0.323	0.268	0.235	0.373	0.403	0.470	0.644	0.544	0.393	0.327	0.294	0.265	0.383	0.421	0.505	0.673	0.598
326.75	0.368	0.322	0.268	0.239	0.372	0.402	0.477	0.638	0.548	0.393	0.330	0.292	0.264	0.383	0.423	0.498	0.671	0.578
327.25	0.368	0.321	0.268	0.240	0.371	0.353	0.479	0.640	0.548	0.393	0.331	0.293	0.262	0.383	0.422	0.495	0.696	0.580
327.75	0.378	0.320	0.268	0.235	0.370	0.354	0.478	0.653	0.550	0.393	0.328	0.297	0.263	0.383	0.422	0.498	0.674	0.580
328.25	0.376	0.321	0.268	0.238	0.371	0.356	0.476	0.640	0.544	0.393	0.327	0.286	0.262	0.383	0.422	0.497	0.670	0.583
330.23	0.378	0.320	0.267	0.238	0.370	0.351	0.470	0.639	0.549	0.393	0.258	0.251	0.262	0.383	0.171	0.495	0.673	0.584
330.73	0.361	0.321	0.255	0.237	0.371	0.387	0.477	0.631	0.550	0.392	0.334	0.286	0.262	0.382	0.420	0.499	0.363	0.587
331.23	0.377	0.314	0.259	0.240	0.364	0.385	0.476	0.635	0.550	0.392	0.332	0.294	0.261	0.382	0.414	0.497	0.395	0.567
331.73	0.379	0.318	0.257	0.238	0.368	0.398	0.469	0.632	0.533	0.392	0.332	0.297	0.261	0.382	0.413	0.495	0.674	0.572
332.23	0.376	0.313	0.256	0.238	0.363	0.397	0.469	0.641	0.533	0.392	0.328	0.291	0.259	0.382	0.416	0.514	0.682	0.571
332.73	0.363	0.312	0.270	0.239	0.362	0.400	0.469	0.637	0.533	0.392	0.326	0.287	0.259	0.382	0.417	0.513	0.676	0.574

Hour	45°C									30°C								
	pH 5.0	pH 5.5	pH 6.0	pH 6.5	pH 7.0	pH 7.5	pH 8.0	pH 8.5	pH 9.0	pH 5.0	pH 5.5	pH 6.0	pH 6.5	pH 7.0	pH 7.5	pH 8.0	pH 8.5	pH 9.0
333.23	0.361	0.310	0.269	0.237	0.360	0.404	0.469	0.639	0.533	0.392	0.331	0.294	0.257	0.382	0.418	0.511	0.684	0.579
333.73	0.363	0.311	0.269	0.240	0.361	0.401	0.470	0.643	0.533	0.392	0.334	0.291	0.258	0.382	0.418	0.510	0.681	0.579
334.23	0.362	0.316	0.269	0.239	0.366	0.405	0.467	0.636	0.533	0.392	0.331	0.297	0.256	0.382	0.418	0.510	0.684	0.581
334.73	0.361	0.314	0.269	0.230	0.364	0.402	0.469	0.641	0.550	0.392	0.320	0.286	0.256	0.382	0.419	0.509	0.685	0.583
335.23	0.370	0.310	0.269	0.230	0.360	0.401	0.469	0.643	0.539	0.392	0.326	0.286	0.256	0.382	0.420	0.508	0.681	0.586
335.73	0.361	0.310	0.269	0.231	0.360	0.403	0.468	0.654	0.550	0.392	0.329	0.292	0.255	0.382	0.420	0.507	0.685	0.586
336.23	0.370	0.313	0.269	0.232	0.363	0.399	0.469	0.640	0.550	0.392	0.328	0.294	0.259	0.382	0.419	0.506	0.671	0.586
336.73	0.361	0.315	0.269	0.232	0.365	0.405	0.469	0.639	0.550	0.392	0.334	0.296	0.258	0.382	0.420	0.505	0.684	0.583
337.23	0.364	0.318	0.269	0.232	0.368	0.400	0.470	0.654	0.539	0.391	0.331	0.295	0.259	0.381	0.418	0.505	0.681	0.580
337.73	0.368	0.320	0.270	0.232	0.370	0.401	0.479	0.642	0.549	0.391	0.329	0.286	0.258	0.381	0.419	0.504	0.681	0.573
338.23	0.363	0.319	0.256	0.232	0.369	0.401	0.479	0.644	0.538	0.391	0.325	0.292	0.257	0.381	0.418	0.504	0.671	0.585
338.73	0.362	0.318	0.256	0.232	0.368	0.401	0.479	0.641	0.545	0.391	0.325	0.294	0.256	0.381	0.419	0.503	0.683	0.596
339.23	0.360	0.314	0.256	0.232	0.364	0.401	0.479	0.644	0.550	0.391	0.322	0.292	0.256	0.381	0.418	0.502	0.683	0.573
339.73	0.361	0.313	0.256	0.233	0.363	0.402	0.471	0.640	0.551	0.391	0.323	0.294	0.265	0.381	0.419	0.501	0.683	0.584
340.23	0.366	0.314	0.256	0.235	0.364	0.400	0.480	0.639	0.550	0.391	0.334	0.292	0.256	0.381	0.418	0.500	0.681	0.583
340.73	0.364	0.313	0.256	0.232	0.363	0.404	0.478	0.639	0.538	0.391	0.328	0.291	0.256	0.381	0.416	0.499	0.671	0.592
341.23	0.360	0.312	0.256	0.232	0.362	0.403	0.477	0.639	0.550	0.391	0.327	0.293	0.265	0.381	0.417	0.499	0.680	0.593
341.73	0.360	0.314	0.255	0.234	0.364	0.402	0.468	0.632	0.550	0.391	0.327	0.292	0.263	0.381	0.416	0.498	0.679	0.597
342.23	0.363	0.313	0.255	0.234	0.363	0.400	0.470	0.633	0.550	0.391	0.325	0.295	0.265	0.381	0.416	0.498	0.691	0.588
342.73	0.365	0.313	0.255	0.234	0.363	0.404	0.476	0.633	0.552	0.391	0.329	0.291	0.263	0.381	0.417	0.497	0.680	0.579
343.23	0.368	0.312	0.270	0.233	0.362	0.403	0.477	0.623	0.528	0.391	0.327	0.291	0.261	0.381	0.414	0.497	0.694	0.580
343.73	0.360	0.211	0.270	0.234	0.361	0.402	0.393	0.627	0.528	0.351	0.327	0.294	0.261	0.251	0.411	0.497	0.699	0.480
344.23	0.369	0.209	0.270	0.233	0.359	0.404	0.394	0.630	0.555	0.351	0.325	0.294	0.260	0.251	0.411	0.377	0.696	0.478
344.73	0.368	0.308	0.268	0.233	0.358	0.402	0.477	0.632	0.528	0.391	0.325	0.291	0.260	0.381	0.411	0.497	0.698	0.576
345.23	0.364	0.307	0.268	0.233	0.357	0.404	0.476	0.635	0.550	0.391	0.333	0.292	0.261	0.381	0.411	0.496	0.696	0.575
345.73	0.363	0.306	0.267	0.232	0.356	0.400	0.476	0.621	0.550	0.391	0.323	0.285	0.256	0.381	0.411	0.496	0.685	0.570
346.23	0.364	0.306	0.267	0.231	0.356	0.399	0.476	0.621	0.551	0.391	0.325	0.293	0.260	0.381	0.411	0.495	0.694	0.589
346.73	0.363	0.305	0.267	0.240	0.355	0.399	0.477	0.621	0.550	0.391	0.327	0.290	0.260	0.381	0.409	0.495	0.676	0.566
347.23	0.362	0.305	0.267	0.230	0.355	0.397	0.475	0.639	0.546	0.391	0.328	0.293	0.259	0.381	0.409	0.495	0.677	0.589
347.73	0.364	0.303	0.267	0.239	0.353	0.399	0.477	0.630	0.551	0.391	0.321	0.294	0.259	0.381	0.410	0.495	0.684	0.566
348.23	0.363	0.304	0.267	0.238	0.354	0.395	0.476	0.636	0.551	0.391	0.321	0.294	0.259	0.381	0.410	0.495	0.681	0.589
348.73	0.363	0.303	0.267	0.238	0.353	0.398	0.477	0.638	0.551	0.391	0.328	0.295	0.259	0.381	0.411	0.510	0.682	0.585
349.23	0.362	0.304	0.267	0.238	0.354	0.399	0.470	0.621	0.551	0.391	0.333	0.286	0.259	0.381	0.411	0.510	0.679	0.581

Hour	45°C									30°C								
	pH 5.0	pH 5.5	pH 6.0	pH 6.5	pH 7.0	pH 7.5	pH 8.0	pH 8.5	pH 9.0	pH 5.0	pH 5.5	pH 6.0	pH 6.5	pH 7.0	pH 7.5	pH 8.0	pH 8.5	pH 9.0
349.73	0.361	0.304	0.267	0.170	0.354	0.403	0.469	0.623	0.551	0.391	0.328	0.288	0.201	0.381	0.413	0.510	0.681	0.583
350.23	0.359	0.304	0.267	0.175	0.354	0.403	0.469	0.641	0.550	0.391	0.324	0.286	0.257	0.381	0.411	0.510	0.679	0.582
350.73	0.358	0.305	0.267	0.241	0.355	0.395	0.470	0.635	0.550	0.391	0.328	0.286	0.258	0.381	0.411	0.510	0.681	0.583
351.23	0.357	0.305	0.267	0.240	0.355	0.399	0.469	0.638	0.551	0.391	0.326	0.286	0.259	0.381	0.410	0.509	0.684	0.580
351.73	0.356	0.305	0.267	0.241	0.355	0.399	0.468	0.640	0.552	0.391	0.332	0.289	0.258	0.381	0.412	0.509	0.683	0.578
352.23	0.356	0.308	0.267	0.243	0.358	0.399	0.468	0.638	0.550	0.391	0.325	0.287	0.257	0.381	0.414	0.509	0.671	0.578
354.70	0.355	0.309	0.256	0.243	0.359	0.377	0.469	0.592	0.550	0.391	0.334	0.260	0.259	0.381	0.426	0.509	0.386	0.577
355.20	0.365	0.311	0.246	0.241	0.361	0.396	0.475	0.637	0.550	0.391	0.333	0.291	0.258	0.381	0.414	0.509	0.691	0.577
355.70	0.363	0.313	0.245	0.241	0.363	0.400	0.469	0.636	0.550	0.391	0.330	0.295	0.259	0.381	0.409	0.509	0.683	0.576
356.20	0.364	0.313	0.262	0.240	0.363	0.405	0.468	0.640	0.550	0.391	0.326	0.291	0.258	0.381	0.411	0.509	0.685	0.600
356.70	0.363	0.313	0.266	0.238	0.363	0.398	0.470	0.638	0.552	0.391	0.326	0.290	0.257	0.381	0.411	0.509	0.674	0.599
357.20	0.364	0.309	0.269	0.239	0.359	0.395	0.470	0.637	0.551	0.390	0.334	0.287	0.256	0.380	0.412	0.509	0.678	0.598
357.70	0.364	0.310	0.265	0.239	0.360	0.395	0.476	0.639	0.550	0.390	0.332	0.292	0.259	0.380	0.412	0.509	0.678	0.597
358.20	0.364	0.309	0.258	0.239	0.359	0.400	0.476	0.637	0.550	0.390	0.328	0.295	0.259	0.380	0.413	0.509	0.695	0.595
358.70	0.365	0.311	0.276	0.239	0.361	0.398	0.470	0.639	0.550	0.390	0.331	0.287	0.258	0.380	0.414	0.508	0.679	0.594
359.20	0.355	0.310	0.257	0.238	0.360	0.398	0.475	0.639	0.550	0.390	0.329	0.287	0.258	0.380	0.413	0.508	0.680	0.595
359.70	0.355	0.311	0.266	0.239	0.361	0.397	0.475	0.642	0.550	0.390	0.324	0.287	0.255	0.380	0.412	0.508	0.695	0.596
360.20	0.358	0.310	0.260	0.239	0.360	0.398	0.470	0.635	0.550	0.390	0.321	0.290	0.265	0.380	0.413	0.509	0.696	0.596
360.70	0.359	0.308	0.257	0.239	0.358	0.397	0.469	0.636	0.550	0.390	0.331	0.290	0.264	0.380	0.412	0.509	0.696	0.595
361.20	0.361	0.308	0.265	0.240	0.358	0.396	0.468	0.639	0.550	0.390	0.326	0.292	0.263	0.380	0.413	0.509	0.690	0.595
361.70	0.363	0.309	0.267	0.237	0.359	0.397	0.468	0.639	0.550	0.390	0.327	0.291	0.263	0.380	0.413	0.508	0.672	0.593
362.20	0.363	0.308	0.261	0.238	0.358	0.395	0.470	0.639	0.550	0.390	0.326	0.291	0.264	0.380	0.409	0.509	0.681	0.595
362.70	0.363	0.308	0.267	0.236	0.358	0.405	0.476	0.644	0.550	0.390	0.332	0.288	0.263	0.380	0.409	0.509	0.694	0.594
363.20	0.359	0.306	0.269	0.236	0.356	0.395	0.470	0.640	0.553	0.390	0.333	0.290	0.263	0.380	0.409	0.509	0.674	0.593
363.70	0.360	0.307	0.257	0.236	0.357	0.404	0.469	0.644	0.550	0.390	0.329	0.288	0.262	0.380	0.408	0.509	0.674	0.592
364.20	0.359	0.307	0.266	0.235	0.357	0.403	0.470	0.643	0.550	0.390	0.324	0.286	0.261	0.380	0.410	0.509	0.673	0.593
364.70	0.361	0.310	0.268	0.234	0.360	0.403	0.475	0.643	0.550	0.390	0.321	0.290	0.261	0.380	0.408	0.509	0.673	0.593
365.20	0.360	0.310	0.265	0.235	0.360	0.403	0.476	0.642	0.550	0.390	0.327	0.294	0.261	0.380	0.406	0.509	0.678	0.592
365.70	0.361	0.308	0.273	0.234	0.358	0.402	0.478	0.644	0.550	0.390	0.320	0.293	0.261	0.380	0.407	0.509	0.675	0.591
366.20	0.360	0.308	0.267	0.234	0.358	0.399	0.478	0.644	0.550	0.390	0.335	0.292	0.261	0.380	0.407	0.509	0.675	0.593
366.70	0.358	0.309	0.262	0.234	0.359	0.402	0.479	0.641	0.551	0.390	0.332	0.293	0.260	0.380	0.407	0.509	0.688	0.591
367.20	0.358	0.308	0.259	0.234	0.358	0.400	0.470	0.642	0.552	0.390	0.335	0.291	0.260	0.380	0.405	0.509	0.684	0.592
367.70	0.359	0.308	0.258	0.232	0.358	0.401	0.479	0.644	0.551	0.390	0.332	0.294	0.258	0.380	0.405	0.509	0.672	0.591

Hour	45°C									30°C								
	pH 5.0	pH 5.5	pH 6.0	pH 6.5	pH 7.0	pH 7.5	pH 8.0	pH 8.5	pH 9.0	pH 5.0	pH 5.5	pH 6.0	pH 6.5	pH 7.0	pH 7.5	pH 8.0	pH 8.5	pH 9.0
368.20	0.358	0.308	0.260	0.231	0.358	0.400	0.479	0.642	0.551	0.390	0.335	0.294	0.258	0.380	0.405	0.510	0.685	0.591
368.70	0.358	0.308	0.272	0.240	0.358	0.400	0.477	0.643	0.550	0.391	0.329	0.294	0.258	0.381	0.415	0.509	0.679	0.591
369.20	0.356	0.307	0.269	0.238	0.357	0.402	0.479	0.639	0.551	0.391	0.331	0.291	0.257	0.381	0.414	0.509	0.673	0.590
369.70	0.357	0.274	0.269	0.237	0.274	0.400	0.358	0.638	0.541	0.351	0.331	0.290	0.257	0.251	0.413	0.506	0.679	0.490
370.20	0.357	0.316	0.272	0.239	0.281	0.400	0.394	0.638	0.540	0.370	0.327	0.291	0.256	0.270	0.412	0.498	0.680	0.493
370.70	0.360	0.313	0.276	0.239	0.363	0.401	0.476	0.637	0.540	0.394	0.331	0.291	0.256	0.384	0.411	0.512	0.681	0.590
371.20	0.360	0.320	0.265	0.239	0.370	0.402	0.476	0.642	0.546	0.391	0.331	0.291	0.256	0.381	0.412	0.472	0.672	0.576
371.70	0.358	0.323	0.267	0.237	0.373	0.402	0.478	0.288	0.541	0.421	0.330	0.292	0.256	0.376	0.412	0.499	0.675	0.570
372.20	0.358	0.322	0.268	0.235	0.222	0.402	0.478	0.387	0.544	0.420	0.334	0.292	0.256	0.245	0.411	0.502	0.671	0.575
372.70	0.359	0.324	0.273	0.235	0.274	0.400	0.477	0.393	0.543	0.401	0.331	0.294	0.257	0.286	0.412	0.506	0.680	0.591
373.20	0.358	0.327	0.272	0.236	0.377	0.400	0.469	0.637	0.542	0.404	0.320	0.294	0.260	0.389	0.410	0.504	0.678	0.599
373.70	0.358	0.330	0.279	0.240	0.380	0.250	0.476	0.636	0.542	0.402	0.328	0.289	0.260	0.387	0.429	0.501	0.672	0.576
374.20	0.358	0.325	0.278	0.235	0.375	0.396	0.469	0.637	0.542	0.401	0.323	0.294	0.259	0.386	0.430	0.501	0.671	0.566
374.70	0.358	0.328	0.262	0.236	0.378	0.396	0.469	0.638	0.545	0.399	0.324	0.291	0.259	0.384	0.411	0.499	0.675	0.574
375.20	0.357	0.334	0.263	0.240	0.384	0.393	0.468	0.637	0.539	0.396	0.330	0.293	0.258	0.381	0.413	0.498	0.670	0.578
375.70	0.364	0.335	0.270	0.240	0.385	0.393	0.465	0.640	0.544	0.398	0.333	0.292	0.258	0.378	0.413	0.496	0.678	0.580
376.20	0.361	0.320	0.264	0.240	0.390	0.392	0.473	0.638	0.531	0.396	0.332	0.294	0.257	0.376	0.412	0.512	0.684	0.586
376.70	0.363	0.316	0.270	0.238	0.386	0.391	0.472	0.642	0.553	0.423	0.334	0.292	0.256	0.373	0.412	0.512	0.681	0.589
378.70	0.360	0.315	0.270	0.238	0.395	0.389	0.471	0.640	0.554	0.406	0.333	0.266	0.257	0.386	0.411	0.505	0.681	0.586
379.20	0.363	0.313	0.265	0.238	0.393	0.390	0.471	0.639	0.554	0.405	0.335	0.289	0.256	0.385	0.412	0.496	0.672	0.583
379.70	0.362	0.331	0.271	0.242	0.381	0.388	0.479	0.643	0.554	0.405	0.331	0.286	0.257	0.380	0.410	0.499	0.674	0.581
380.20	0.364	0.311	0.267	0.243	0.376	0.388	0.475	0.643	0.554	0.403	0.331	0.286	0.257	0.378	0.412	0.496	0.676	0.578
380.70	0.377	0.311	0.277	0.243	0.376	0.379	0.472	0.637	0.554	0.402	0.333	0.286	0.257	0.377	0.411	0.499	0.684	0.575
381.20	0.380	0.311	0.278	0.242	0.376	0.381	0.471	0.639	0.554	0.402	0.331	0.287	0.256	0.377	0.410	0.498	0.684	0.573
381.70	0.365	0.313	0.269	0.242	0.378	0.380	0.469	0.642	0.554	0.401	0.329	0.286	0.256	0.376	0.430	0.496	0.681	0.570
382.20	0.378	0.312	0.275	0.243	0.377	0.379	0.468	0.640	0.554	0.400	0.331	0.286	0.255	0.395	0.429	0.514	0.680	0.569
382.70	0.364	0.314	0.271	0.243	0.379	0.378	0.466	0.643	0.554	0.399	0.333	0.294	0.256	0.394	0.426	0.512	0.683	0.567
383.20	0.365	0.316	0.266	0.241	0.381	0.377	0.465	0.635	0.555	0.398	0.321	0.286	0.256	0.393	0.427	0.506	0.680	0.565
383.70	0.370	0.317	0.268	0.240	0.387	0.377	0.464	0.637	0.555	0.398	0.333	0.287	0.262	0.393	0.426	0.504	0.683	0.590
384.20	0.366	0.311	0.266	0.243	0.391	0.376	0.458	0.637	0.555	0.396	0.325	0.286	0.260	0.391	0.426	0.503	0.673	0.588
384.70	0.366	0.320	0.266	0.244	0.390	0.375	0.406	0.638	0.555	0.399	0.329	0.286	0.261	0.379	0.428	0.500	0.673	0.587
385.20	0.368	0.317	0.268	0.243	0.387	0.375	0.406	0.639	0.555	0.398	0.331	0.286	0.262	0.378	0.418	0.498	0.674	0.585
385.70	0.365	0.316	0.277	0.241	0.386	0.375	0.405	0.642	0.555	0.397	0.333	0.292	0.262	0.377	0.409	0.495	0.682	0.584

Hour	45°C									30°C								
	pH 5.0	pH 5.5	pH 6.0	pH 6.5	pH 7.0	pH 7.5	pH 8.0	pH 8.5	pH 9.0	pH 5.0	pH 5.5	pH 6.0	pH 6.5	pH 7.0	pH 7.5	pH 8.0	pH 8.5	pH 9.0
386.20	0.375	0.315	0.272	0.241	0.385	0.373	0.404	0.636	0.545	0.397	0.323	0.291	0.259	0.377	0.425	0.474	0.685	0.583
386.70	0.373	0.320	0.268	0.240	0.385	0.373	0.403	0.641	0.545	0.398	0.332	0.292	0.261	0.378	0.421	0.472	0.683	0.582
387.20	0.361	0.320	0.271	0.244	0.385	0.383	0.403	0.644	0.545	0.398	0.334	0.292	0.261	0.378	0.406	0.507	0.679	0.581
387.70	0.376	0.318	0.272	0.245	0.383	0.382	0.402	0.642	0.545	0.397	0.321	0.292	0.261	0.377	0.426	0.507	0.678	0.581
388.20	0.376	0.318	0.280	0.241	0.383	0.382	0.402	0.642	0.545	0.395	0.324	0.292	0.262	0.375	0.411	0.507	0.677	0.580
388.70	0.376	0.318	0.262	0.241	0.383	0.390	0.402	0.644	0.545	0.425	0.333	0.292	0.262	0.395	0.166	0.505	0.673	0.579
389.20	0.378	0.316	0.255	0.245	0.381	0.381	0.402	0.644	0.545	0.423	0.335	0.291	0.260	0.393	0.423	0.505	0.675	0.578
389.70	0.377	0.318	0.277	0.241	0.383	0.390	0.401	0.635	0.545	0.424	0.330	0.292	0.259	0.394	0.420	0.499	0.681	0.578
390.20	0.379	0.314	0.278	0.245	0.379	0.380	0.401	0.645	0.545	0.423	0.331	0.287	0.258	0.393	0.169	0.498	0.681	0.577
390.70	0.361	0.319	0.258	0.244	0.389	0.388	0.401	0.637	0.545	0.421	0.331	0.288	0.259	0.391	0.415	0.498	0.672	0.577
391.20	0.367	0.315	0.273	0.243	0.385	0.389	0.401	0.636	0.545	0.422	0.334	0.293	0.259	0.392	0.406	0.496	0.551	0.577
391.70	0.371	0.319	0.255	0.241	0.384	0.388	0.400	0.636	0.545	0.421	0.332	0.295	0.259	0.391	0.411	0.497	0.678	0.576
392.20	0.370	0.317	0.279	0.241	0.382	0.386	0.401	0.638	0.545	0.409	0.325	0.294	0.259	0.389	0.417	0.496	0.671	0.577
392.70	0.367	0.316	0.267	0.241	0.381	0.395	0.401	0.641	0.545	0.404	0.324	0.293	0.259	0.379	0.427	0.495	0.681	0.576
393.20	0.366	0.265	0.269	0.241	0.365	0.386	0.358	0.640	0.545	0.350	0.323	0.292	0.258	0.250	0.422	0.504	0.681	0.584
393.70	0.365	0.267	0.270	0.242	0.367	0.386	0.370	0.641	0.544	0.370	0.324	0.293	0.257	0.295	0.417	0.503	0.673	0.580
394.20	0.365	0.310	0.256	0.241	0.360	0.394	0.423	0.641	0.536	0.402	0.332	0.292	0.257	0.377	0.416	0.499	0.681	0.584
394.70	0.365	0.303	0.270	0.235	0.353	0.394	0.422	0.642	0.546	0.396	0.331	0.289	0.258	0.371	0.413	0.470	0.682	0.590
395.20	0.363	0.333	0.272	0.240	0.383	0.394	0.378	0.642	0.535	0.404	0.328	0.290	0.257	0.379	0.420	0.473	0.688	0.597
395.70	0.363	0.302	0.276	0.235	0.352	0.394	0.471	0.636	0.535	0.395	0.324	0.291	0.257	0.375	0.413	0.515	0.683	0.577
396.20	0.363	0.317	0.261	0.234	0.367	0.393	0.472	0.294	0.530	0.395	0.331	0.293	0.257	0.370	0.414	0.497	0.671	0.588
396.70	0.361	0.314	0.273	0.235	0.399	0.393	0.472	0.297	0.542	0.398	0.335	0.293	0.256	0.373	0.416	0.508	0.675	0.573
397.20	0.363	0.334	0.276	0.240	0.384	0.391	0.472	0.378	0.535	0.398	0.323	0.292	0.256	0.373	0.416	0.509	0.677	0.571
397.70	0.379	0.308	0.259	0.234	0.358	0.392	0.475	0.397	0.544	0.409	0.327	0.291	0.260	0.389	0.414	0.474	0.680	0.581
398.20	0.369	0.319	0.267	0.231	0.389	0.391	0.479	0.641	0.535	0.410	0.330	0.291	0.256	0.390	0.415	0.504	0.683	0.581
398.70	0.365	0.319	0.277	0.232	0.389	0.391	0.454	0.636	0.536	0.421	0.325	0.291	0.256	0.391	0.415	0.502	0.682	0.587
399.20	0.364	0.319	0.272	0.232	0.389	0.391	0.461	0.643	0.544	0.397	0.334	0.292	0.259	0.377	0.415	0.473	0.552	0.571
399.70	0.362	0.319	0.277	0.231	0.389	0.399	0.466	0.641	0.534	0.396	0.327	0.292	0.255	0.376	0.414	0.499	0.672	0.588
400.20	0.361	0.319	0.268	0.231	0.389	0.400	0.462	0.645	0.553	0.399	0.326	0.290	0.256	0.389	0.412	0.510	0.551	0.588
400.70	0.365	0.319	0.274	0.231	0.389	0.397	0.471	0.642	0.542	0.406	0.334	0.290	0.255	0.381	0.413	0.500	0.678	0.580
402.70	0.367	0.319	0.263	0.237	0.389	0.398	0.470	0.643	0.547	0.366	0.331	0.260	0.259	0.386	0.169	0.499	0.673	0.496
403.20	0.360	0.319	0.267	0.238	0.389	0.397	0.471	0.640	0.541	0.421	0.333	0.290	0.258	0.371	0.429	0.511	0.684	0.576
403.70	0.363	0.319	0.267	0.239	0.389	0.396	0.469	0.636	0.527	0.409	0.332	0.293	0.258	0.389	0.429	0.510	0.678	0.578

Hour	45°C									30°C								
	pH 5.0	pH 5.5	pH 6.0	pH 6.5	pH 7.0	pH 7.5	pH 8.0	pH 8.5	pH 9.0	pH 5.0	pH 5.5	pH 6.0	pH 6.5	pH 7.0	pH 7.5	pH 8.0	pH 8.5	pH 9.0
404.20	0.363	0.319	0.271	0.232	0.389	0.398	0.470	0.642	0.542	0.421	0.330	0.291	0.257	0.371	0.428	0.501	0.553	0.584
404.70	0.362	0.319	0.259	0.236	0.389	0.396	0.452	0.644	0.542	0.396	0.331	0.288	0.258	0.376	0.427	0.500	0.679	0.587
405.20	0.367	0.319	0.265	0.235	0.389	0.405	0.456	0.625	0.553	0.397	0.328	0.288	0.257	0.377	0.428	0.510	0.672	0.584
405.70	0.364	0.319	0.274	0.235	0.389	0.405	0.458	0.637	0.545	0.397	0.329	0.291	0.257	0.382	0.428	0.504	0.681	0.588
406.20	0.364	0.319	0.258	0.234	0.389	0.403	0.459	0.643	0.540	0.398	0.333	0.285	0.256	0.378	0.422	0.503	0.680	0.579
406.70	0.358	0.319	0.273	0.233	0.389	0.401	0.458	0.642	0.555	0.405	0.330	0.285	0.257	0.390	0.427	0.511	0.679	0.571
407.20	0.369	0.319	0.280	0.233	0.389	0.401	0.454	0.637	0.550	0.400	0.331	0.299	0.255	0.385	0.422	0.514	0.678	0.579
407.70	0.369	0.319	0.270	0.233	0.389	0.402	0.456	0.642	0.541	0.398	0.333	0.297	0.255	0.383	0.427	0.510	0.683	0.593
408.20	0.369	0.319	0.259	0.233	0.389	0.401	0.453	0.644	0.532	0.398	0.333	0.297	0.253	0.383	0.426	0.500	0.682	0.583
408.70	0.369	0.319	0.272	0.233	0.389	0.401	0.455	0.642	0.542	0.400	0.334	0.297	0.252	0.385	0.417	0.513	0.684	0.592
409.20	0.369	0.319	0.274	0.232	0.389	0.399	0.459	0.642	0.541	0.401	0.334	0.295	0.265	0.386	0.428	0.514	0.684	0.588
409.70	0.369	0.319	0.266	0.231	0.389	0.400	0.471	0.643	0.533	0.404	0.334	0.295	0.265	0.389	0.418	0.513	0.680	0.592
410.20	0.369	0.319	0.277	0.230	0.389	0.399	0.476	0.636	0.528	0.404	0.323	0.294	0.264	0.389	0.415	0.501	0.697	0.598
410.70	0.369	0.319	0.269	0.230	0.389	0.399	0.471	0.643	0.538	0.399	0.320	0.295	0.264	0.384	0.425	0.510	0.693	0.590
411.20	0.369	0.319	0.267	0.231	0.389	0.399	0.476	0.642	0.549	0.397	0.335	0.294	0.263	0.382	0.425	0.515	0.696	0.596
411.70	0.369	0.319	0.261	0.230	0.389	0.396	0.474	0.643	0.535	0.397	0.332	0.295	0.263	0.382	0.419	0.512	0.695	0.593
412.20	0.369	0.319	0.268	0.244	0.389	0.398	0.479	0.639	0.527	0.398	0.334	0.298	0.262	0.378	0.414	0.511	0.687	0.578
412.70	0.369	0.319	0.264	0.243	0.389	0.398	0.479	0.639	0.532	0.396	0.333	0.294	0.262	0.376	0.423	0.513	0.673	0.565
413.20	0.369	0.319	0.264	0.242	0.389	0.398	0.478	0.637	0.537	0.424	0.333	0.297	0.261	0.374	0.422	0.513	0.685	0.584
413.70	0.369	0.319	0.268	0.242	0.389	0.395	0.477	0.637	0.533	0.399	0.335	0.296	0.262	0.379	0.423	0.513	0.687	0.589
414.20	0.369	0.319	0.255	0.243	0.389	0.396	0.471	0.637	0.537	0.397	0.333	0.298	0.262	0.382	0.423	0.495	0.686	0.588
414.70	0.369	0.319	0.268	0.242	0.389	0.396	0.477	0.637	0.533	0.399	0.330	0.297	0.262	0.379	0.420	0.513	0.687	0.589
415.20	0.369	0.319	0.273	0.241	0.389	0.393	0.471	0.635	0.537	0.397	0.328	0.295	0.261	0.382	0.421	0.495	0.681	0.588
415.70	0.369	0.319	0.271	0.240	0.389	0.395	0.477	0.635	0.533	0.399	0.329	0.300	0.262	0.379	0.421	0.513	0.686	0.589
416.20	0.369	0.319	0.276	0.239	0.389	0.394	0.471	0.639	0.537	0.397	0.325	0.295	0.260	0.382	0.420	0.495	0.695	0.588
416.70	0.369	0.325	0.271	0.239	0.375	0.393	0.477	0.638	0.544	0.395	0.333	0.293	0.260	0.375	0.414	0.509	0.670	0.587
417.20	0.369	0.318	0.273	0.239	0.368	0.392	0.477	0.637	0.542	0.399	0.324	0.293	0.260	0.384	0.419	0.509	0.676	0.587
417.70	0.369	0.323	0.267	0.240	0.373	0.392	0.478	0.640	0.553	0.398	0.326	0.288	0.260	0.393	0.420	0.509	0.675	0.587
418.20	0.369	0.313	0.266	0.239	0.363	0.391	0.478	0.640	0.552	0.397	0.326	0.294	0.261	0.377	0.420	0.509	0.673	0.587
418.70	0.369	0.316	0.278	0.238	0.366	0.391	0.480	0.639	0.546	0.424	0.328	0.286	0.259	0.374	0.419	0.509	0.681	0.587
419.20	0.369	0.318	0.268	0.238	0.368	0.391	0.478	0.639	0.542	0.420	0.330	0.288	0.258	0.370	0.419	0.509	0.681	0.587
419.70	0.369	0.319	0.277	0.236	0.369	0.393	0.475	0.640	0.547	0.402	0.325	0.285	0.260	0.377	0.419	0.509	0.673	0.587
420.20	0.369	0.313	0.268	0.237	0.363	0.393	0.478	0.638	0.540	0.402	0.324	0.286	0.259	0.377	0.418	0.509	0.685	0.587

Hour	45°C									30°C								
	pH 5.0	pH 5.5	pH 6.0	pH 6.5	pH 7.0	pH 7.5	pH 8.0	pH 8.5	pH 9.0	pH 5.0	pH 5.5	pH 6.0	pH 6.5	pH 7.0	pH 7.5	pH 8.0	pH 8.5	pH 9.0
420.70	0.369	0.312	0.272	0.236	0.362	0.392	0.470	0.292	0.544	0.403	0.325	0.287	0.258	0.378	0.417	0.509	0.697	0.587
421.20	0.369	0.312	0.264	0.236	0.362	0.390	0.477	0.377	0.542	0.393	0.326	0.293	0.258	0.383	0.416	0.509	0.699	0.587
421.70	0.369	0.302	0.266	0.236	0.352	0.391	0.475	0.396	0.541	0.395	0.323	0.297	0.260	0.385	0.416	0.509	0.686	0.587
422.20	0.369	0.302	0.272	0.235	0.352	0.391	0.479	0.635	0.543	0.393	0.322	0.291	0.259	0.383	0.417	0.509	0.695	0.587
422.70	0.369	0.301	0.270	0.231	0.351	0.391	0.477	0.641	0.551	0.398	0.332	0.295	0.222	0.393	0.416	0.509	0.688	0.587
423.20	0.369	0.314	0.264	0.244	0.399	0.391	0.476	0.636	0.551	0.400	0.332	0.297	0.258	0.395	0.416	0.509	0.687	0.587
423.70	0.369	0.305	0.275	0.237	0.355	0.390	0.478	0.640	0.546	0.406	0.332	0.299	0.257	0.386	0.415	0.509	0.680	0.587
424.20	0.369	0.314	0.278	0.237	0.399	0.390	0.476	0.639	0.554	0.398	0.323	0.286	0.251	0.383	0.415	0.509	0.683	0.587
426.30	0.369	0.312	0.276	0.230	0.397	0.388	0.477	0.636	0.551	0.404	0.289	0.291	0.250	0.389	0.288	0.509	0.695	0.587
426.80	0.369	0.305	0.257	0.235	0.355	0.364	0.479	0.640	0.552	0.406	0.282	0.290	0.256	0.391	0.362	0.509	0.682	0.587
427.30	0.365	0.314	0.261	0.239	0.399	0.377	0.477	0.639	0.555	0.406	0.304	0.293	0.258	0.391	0.398	0.509	0.684	0.587
427.80	0.368	0.302	0.270	0.230	0.352	0.404	0.480	0.636	0.541	0.406	0.311	0.299	0.259	0.391	0.417	0.509	0.695	0.587
428.30	0.363	0.306	0.260	0.250	0.356	0.404	0.476	0.636	0.546	0.400	0.305	0.290	0.255	0.385	0.416	0.509	0.695	0.587
428.80	0.363	0.309	0.260	0.240	0.359	0.401	0.477	0.637	0.544	0.398	0.323	0.294	0.264	0.383	0.417	0.509	0.695	0.587
429.30	0.366	0.305	0.260	0.238	0.355	0.405	0.478	0.636	0.549	0.406	0.333	0.290	0.265	0.391	0.418	0.509	0.699	0.587
429.80	0.368	0.301	0.255	0.237	0.351	0.403	0.473	0.638	0.542	0.398	0.334	0.290	0.265	0.383	0.427	0.509	0.698	0.587
430.30	0.369	0.313	0.273	0.234	0.398	0.403	0.471	0.639	0.542	0.396	0.335	0.299	0.264	0.381	0.420	0.509	0.695	0.587
430.80	0.363	0.314	0.271	0.233	0.399	0.403	0.477	0.636	0.544	0.403	0.333	0.291	0.255	0.388	0.418	0.507	0.695	0.589
431.30	0.362	0.313	0.277	0.236	0.393	0.405	0.475	0.637	0.551	0.398	0.341	0.300	0.264	0.383	0.422	0.507	0.701	0.588
431.80	0.362	0.311	0.274	0.238	0.396	0.402	0.471	0.638	0.548	0.399	0.338	0.297	0.263	0.384	0.420	0.507	0.695	0.583
432.30	0.362	0.311	0.255	0.237	0.396	0.403	0.473	0.638	0.539	0.399	0.343	0.297	0.263	0.384	0.429	0.507	0.695	0.588
432.80	0.362	0.314	0.279	0.237	0.394	0.404	0.475	0.635	0.527	0.401	0.336	0.296	0.260	0.386	0.423	0.507	0.695	0.585
433.30	0.361	0.314	0.278	0.237	0.394	0.402	0.476	0.636	0.528	0.402	0.337	0.296	0.259	0.387	0.423	0.507	0.695	0.584
433.80	0.364	0.311	0.270	0.235	0.396	0.403	0.479	0.640	0.536	0.401	0.347	0.297	0.259	0.386	0.417	0.507	0.695	0.584
434.30	0.365	0.302	0.272	0.235	0.352	0.404	0.473	0.640	0.540	0.404	0.343	0.287	0.258	0.389	0.429	0.507	0.695	0.586
434.80	0.364	0.315	0.272	0.236	0.400	0.403	0.471	0.637	0.535	0.398	0.300	0.290	0.258	0.383	0.422	0.507	0.695	0.577
435.30	0.362	0.313	0.274	0.239	0.398	0.401	0.472	0.635	0.529	0.406	0.345	0.292	0.257	0.391	0.420	0.507	0.695	0.582
435.80	0.355	0.303	0.267	0.238	0.353	0.401	0.471	0.637	0.532	0.399	0.342	0.285	0.256	0.379	0.423	0.507	0.695	0.575
436.30	0.364	0.301	0.261	0.237	0.351	0.401	0.471	0.640	0.544	0.397	0.335	0.297	0.256	0.377	0.425	0.507	0.695	0.572
436.80	0.362	0.311	0.264	0.234	0.361	0.404	0.471	0.636	0.537	0.422	0.338	0.287	0.255	0.372	0.427	0.507	0.692	0.579
437.30	0.356	0.307	0.261	0.235	0.357	0.405	0.478	0.640	0.532	0.423	0.339	0.299	0.255	0.373	0.427	0.507	0.673	0.574
437.80	0.359	0.305	0.264	0.233	0.355	0.400	0.477	0.640	0.533	0.422	0.339	0.290	0.255	0.372	0.428	0.507	0.677	0.573
438.30	0.355	0.301	0.264	0.232	0.351	0.403	0.510	0.638	0.548	0.402	0.344	0.287	0.253	0.377	0.429	0.498	0.683	0.587

Hour	45°C									30°C								
	pH 5.0	pH 5.5	pH 6.0	pH 6.5	pH 7.0	pH 7.5	pH 8.0	pH 8.5	pH 9.0	pH 5.0	pH 5.5	pH 6.0	pH 6.5	pH 7.0	pH 7.5	pH 8.0	pH 8.5	pH 9.0
438.80	0.361	0.301	0.255	0.231	0.351	0.401	0.476	0.640	0.544	0.392	0.342	0.287	0.254	0.382	0.422	0.498	0.684	0.589
439.30	0.363	0.302	0.255	0.232	0.352	0.401	0.467	0.636	0.548	0.396	0.335	0.287	0.252	0.376	0.416	0.507	0.681	0.590
439.80	0.364	0.301	0.255	0.232	0.351	0.404	0.479	0.637	0.537	0.398	0.333	0.287	0.253	0.388	0.421	0.498	0.694	0.584
440.30	0.373	0.300	0.255	0.234	0.350	0.401	0.478	0.643	0.547	0.409	0.337	0.289	0.251	0.384	0.424	0.511	0.671	0.569
440.80	0.361	0.300	0.255	0.233	0.350	0.404	0.475	0.642	0.542	0.423	0.342	0.291	0.251	0.378	0.422	0.497	0.680	0.570
441.30	0.361	0.218	0.255	0.233	0.218	0.405	0.493	0.640	0.474	0.370	0.343	0.292	0.251	0.295	0.422	0.498	0.694	0.593
441.80	0.374	0.228	0.264	0.232	0.228	0.405	0.489	0.638	0.474	0.363	0.345	0.290	0.251	0.288	0.424	0.503	0.692	0.566
442.30	0.374	0.327	0.263	0.232	0.377	0.401	0.477	0.640	0.525	0.403	0.341	0.289	0.265	0.378	0.424	0.500	0.699	0.571
442.80	0.361	0.330	0.262	0.245	0.380	0.404	0.477	0.639	0.526	0.399	0.342	0.292	0.264	0.389	0.415	0.511	0.693	0.574
443.30	0.362	0.330	0.261	0.231	0.380	0.405	0.469	0.639	0.534	0.399	0.337	0.290	0.264	0.389	0.425	0.497	0.681	0.584
443.80	0.365	0.317	0.255	0.231	0.387	0.401	0.473	0.641	0.530	0.406	0.334	0.293	0.263	0.381	0.417	0.496	0.582	0.588
444.30	0.363	0.314	0.262	0.230	0.394	0.404	0.473	0.638	0.535	0.400	0.332	0.291	0.263	0.390	0.416	0.499	0.694	0.588
444.80	0.363	0.310	0.265	0.244	0.390	0.404	0.465	0.636	0.535	0.400	0.330	0.294	0.264	0.380	0.425	0.472	0.681	0.576
445.30	0.361	0.311	0.264	0.244	0.391	0.403	0.470	0.389	0.527	0.400	0.338	0.291	0.263	0.375	0.429	0.499	0.677	0.598
445.80	0.361	0.302	0.264	0.244	0.352	0.403	0.466	0.394	0.532	0.399	0.339	0.291	0.263	0.379	0.427	0.509	0.681	0.595
446.30	0.357	0.310	0.263	0.243	0.360	0.401	0.475	0.391	0.540	0.396	0.342	0.290	0.263	0.376	0.426	0.512	0.679	0.578
446.80	0.355	0.313	0.264	0.244	0.363	0.401	0.473	0.640	0.537	0.399	0.342	0.289	0.234	0.379	0.427	0.505	0.671	0.589
447.30	0.361	0.315	0.265	0.239	0.365	0.401	0.468	0.637	0.531	0.398	0.341	0.288	0.257	0.378	0.427	0.496	0.698	0.570
447.80	0.361	0.326	0.255	0.237	0.376	0.402	0.479	0.639	0.526	0.424	0.342	0.289	0.255	0.394	0.429	0.509	0.672	0.577
448.30	0.362	0.329	0.255	0.240	0.379	0.403	0.477	0.640	0.525	0.425	0.338	0.291	0.262	0.395	0.422	0.506	0.692	0.584
449.73	0.361	0.316	0.279	0.239	0.386	0.389	0.468	0.636	0.533	0.416	0.239	0.236	0.251	0.391	0.421	0.471	0.680	0.585
450.23	0.360	0.314	0.270	0.238	0.399	0.368	0.483	0.638	0.549	0.424	0.265	0.288	0.252	0.394	0.423	0.497	0.396	0.591
450.73	0.360	0.302	0.257	0.237	0.352	0.395	0.470	0.650	0.535	0.406	0.292	0.291	0.252	0.386	0.424	0.511	0.682	0.588
451.23	0.368	0.315	0.258	0.241	0.365	0.396	0.467	0.637	0.540	0.423	0.314	0.292	0.251	0.393	0.426	0.495	0.681	0.585
451.73	0.378	0.327	0.260	0.240	0.377	0.400	0.465	0.635	0.533	0.395	0.304	0.291	0.262	0.375	0.426	0.505	0.679	0.588
452.23	0.377	0.328	0.260	0.240	0.378	0.399	0.473	0.639	0.539	0.397	0.298	0.294	0.263	0.377	0.419	0.507	0.686	0.595
452.73	0.360	0.318	0.260	0.243	0.388	0.399	0.478	0.641	0.539	0.398	0.312	0.294	0.263	0.378	0.427	0.504	0.681	0.589
453.23	0.360	0.310	0.258	0.231	0.395	0.395	0.469	0.644	0.533	0.398	0.318	0.294	0.262	0.388	0.428	0.501	0.672	0.588
453.73	0.367	0.312	0.257	0.230	0.397	0.397	0.465	0.643	0.532	0.400	0.326	0.290	0.262	0.380	0.426	0.504	0.674	0.570
454.23	0.374	0.315	0.256	0.232	0.400	0.397	0.478	0.644	0.536	0.398	0.327	0.292	0.263	0.388	0.427	0.498	0.676	0.580
454.38	0.370	0.310	0.256	0.232	0.360	0.396	0.468	0.645	0.530	0.400	0.331	0.294	0.262	0.390	0.424	0.500	0.550	0.588
454.88	0.371	0.318	0.256	0.232	0.368	0.398	0.477	0.641	0.536	0.405	0.333	0.288	0.261	0.380	0.422	0.507	0.684	0.587
455.38	0.362	0.321	0.256	0.236	0.371	0.396	0.476	0.644	0.536	0.407	0.331	0.291	0.261	0.382	0.422	0.498	0.672	0.593

Hour	45°C									30°C								
	pH 5.0	pH 5.5	pH 6.0	pH 6.5	pH 7.0	pH 7.5	pH 8.0	pH 8.5	pH 9.0	pH 5.0	pH 5.5	pH 6.0	pH 6.5	pH 7.0	pH 7.5	pH 8.0	pH 8.5	pH 9.0
455.88	0.360	0.328	0.256	0.236	0.378	0.396	0.478	0.636	0.537	0.407	0.335	0.291	0.260	0.382	0.420	0.499	0.673	0.587
456.38	0.363	0.333	0.256	0.236	0.383	0.398	0.484	0.643	0.534	0.407	0.330	0.297	0.258	0.382	0.423	0.495	0.673	0.570
456.88	0.365	0.334	0.256	0.238	0.384	0.397	0.477	0.640	0.532	0.420	0.325	0.293	0.257	0.375	0.421	0.508	0.671	0.575
457.38	0.376	0.332	0.256	0.239	0.382	0.398	0.482	0.642	0.526	0.405	0.333	0.293	0.257	0.380	0.423	0.504	0.674	0.572
457.88	0.379	0.312	0.256	0.238	0.397	0.395	0.477	0.643	0.534	0.409	0.334	0.287	0.258	0.384	0.421	0.501	0.675	0.577
458.38	0.366	0.303	0.256	0.235	0.353	0.398	0.467	0.638	0.527	0.422	0.333	0.289	0.258	0.377	0.420	0.499	0.673	0.573
458.88	0.364	0.303	0.256	0.234	0.353	0.397	0.469	0.645	0.529	0.424	0.333	0.290	0.257	0.379	0.418	0.505	0.671	0.575
459.38	0.362	0.305	0.256	0.235	0.355	0.398	0.480	0.638	0.537	0.408	0.338	0.289	0.257	0.383	0.416	0.513	0.683	0.567
459.88	0.365	0.306	0.256	0.235	0.356	0.398	0.477	0.640	0.532	0.421	0.338	0.289	0.257	0.376	0.415	0.499	0.682	0.568
460.38	0.377	0.302	0.256	0.233	0.352	0.399	0.478	0.640	0.534	0.408	0.337	0.290	0.257	0.383	0.412	0.497	0.681	0.571
460.88	0.378	0.310	0.256	0.233	0.360	0.398	0.471	0.642	0.538	0.410	0.365	0.289	0.257	0.385	0.413	0.496	0.681	0.572
461.38	0.368	0.315	0.256	0.234	0.365	0.396	0.473	0.642	0.543	0.420	0.333	0.288	0.255	0.375	0.411	0.499	0.694	0.575
461.88	0.360	0.313	0.256	0.234	0.363	0.399	0.473	0.642	0.545	0.408	0.336	0.292	0.255	0.383	0.429	0.498	0.681	0.578
462.38	0.362	0.309	0.256	0.233	0.359	0.401	0.468	0.640	0.548	0.407	0.332	0.291	0.258	0.382	0.429	0.513	0.680	0.584
462.88	0.365	0.313	0.256	0.233	0.363	0.400	0.470	0.640	0.554	0.408	0.334	0.289	0.258	0.383	0.427	0.470	0.681	0.584
463.38	0.360	0.315	0.256	0.234	0.365	0.398	0.465	0.644	0.534	0.406	0.331	0.292	0.259	0.381	0.427	0.515	0.681	0.588
463.88	0.368	0.220	0.256	0.235	0.370	0.398	0.391	0.642	0.406	0.406	0.332	0.291	0.258	0.291	0.425	0.508	0.683	0.590
464.38	0.361	0.222	0.256	0.236	0.372	0.399	0.379	0.644	0.413	0.409	0.331	0.290	0.259	0.294	0.424	0.497	0.684	0.586
464.88	0.378	0.321	0.255	0.235	0.371	0.399	0.476	0.643	0.538	0.409	0.332	0.293	0.260	0.384	0.424	0.506	0.683	0.583
465.38	0.363	0.319	0.262	0.234	0.369	0.397	0.472	0.641	0.529	0.409	0.335	0.291	0.259	0.384	0.425	0.500	0.685	0.588
465.88	0.364	0.320	0.264	0.233	0.370	0.397	0.472	0.643	0.536	0.420	0.331	0.291	0.257	0.375	0.423	0.511	0.682	0.585
466.38	0.362	0.321	0.262	0.233	0.371	0.397	0.468	0.645	0.543	0.425	0.330	0.290	0.258	0.380	0.421	0.470	0.671	0.583
466.88	0.362	0.327	0.261	0.230	0.377	0.398	0.479	0.640	0.531	0.421	0.328	0.293	0.258	0.376	0.422	0.507	0.671	0.589
467.38	0.363	0.322	0.264	0.231	0.372	0.396	0.472	0.643	0.544	0.421	0.329	0.292	0.257	0.376	0.420	0.507	0.672	0.588
467.88	0.363	0.320	0.255	0.232	0.370	0.399	0.466	0.642	0.541	0.421	0.328	0.295	0.256	0.376	0.420	0.506	0.672	0.585
468.38	0.365	0.320	0.255	0.231	0.370	0.399	0.473	0.643	0.544	0.421	0.330	0.291	0.257	0.376	0.418	0.500	0.671	0.588
468.88	0.356	0.319	0.255	0.231	0.369	0.399	0.475	0.641	0.549	0.424	0.333	0.290	0.257	0.379	0.419	0.499	0.674	0.587
469.38	0.362	0.323	0.255	0.235	0.373	0.399	0.471	0.641	0.539	0.423	0.331	0.286	0.257	0.378	0.418	0.500	0.675	0.583
469.88	0.360	0.323	0.255	0.232	0.373	0.399	0.472	0.644	0.544	0.421	0.332	0.286	0.256	0.376	0.416	0.506	0.679	0.583
470.38	0.365	0.321	0.255	0.168	0.371	0.399	0.483	0.644	0.537	0.423	0.335	0.286	0.257	0.378	0.419	0.499	0.677	0.582
470.88	0.363	0.319	0.255	0.163	0.369	0.397	0.483	0.644	0.544	0.391	0.333	0.287	0.262	0.381	0.416	0.495	0.680	0.579
471.38	0.359	0.316	0.255	0.238	0.366	0.396	0.477	0.640	0.544	0.423	0.331	0.288	0.257	0.378	0.415	0.496	0.681	0.585
471.88	0.363	0.316	0.255	0.239	0.366	0.404	0.480	0.645	0.542	0.391	0.333	0.289	0.257	0.381	0.415	0.498	0.682	0.583

Hour	45°C									30°C								
	pH 5.0	pH 5.5	pH 6.0	pH 6.5	pH 7.0	pH 7.5	pH 8.0	pH 8.5	pH 9.0	pH 5.0	pH 5.5	pH 6.0	pH 6.5	pH 7.0	pH 7.5	pH 8.0	pH 8.5	pH 9.0
472.38	0.365	0.318	0.255	0.239	0.368	0.404	0.484	0.641	0.537	0.395	0.330	0.289	0.257	0.370	0.415	0.513	0.681	0.590
474.18	0.370	0.318	0.258	0.231	0.368	0.374	0.484	0.591	0.546	0.398	0.262	0.294	0.233	0.373	0.420	0.500	0.558	0.590
474.68	0.362	0.318	0.259	0.234	0.368	0.393	0.468	0.636	0.544	0.395	0.275	0.298	0.258	0.385	0.410	0.499	0.598	0.596
475.18	0.361	0.316	0.265	0.235	0.366	0.393	0.478	0.643	0.551	0.393	0.284	0.295	0.258	0.383	0.414	0.470	0.684	0.599
475.68	0.369	0.313	0.266	0.235	0.363	0.399	0.474	0.628	0.554	0.399	0.328	0.297	0.257	0.374	0.418	0.510	0.681	0.588
476.18	0.370	0.310	0.261	0.235	0.360	0.401	0.479	0.653	0.542	0.399	0.333	0.287	0.257	0.374	0.420	0.514	0.679	0.593
476.68	0.361	0.314	0.258	0.234	0.364	0.402	0.481	0.643	0.554	0.396	0.340	0.297	0.257	0.371	0.421	0.507	0.672	0.590
477.18	0.377	0.313	0.255	0.237	0.363	0.400	0.466	0.637	0.542	0.395	0.344	0.296	0.259	0.385	0.418	0.508	0.698	0.586
477.68	0.362	0.316	0.274	0.237	0.366	0.402	0.481	0.638	0.541	0.403	0.345	0.299	0.260	0.378	0.413	0.506	0.698	0.584
478.18	0.360	0.311	0.270	0.239	0.361	0.404	0.475	0.638	0.555	0.402	0.326	0.287	0.256	0.377	0.415	0.496	0.697	0.581
478.68	0.360	0.312	0.261	0.238	0.362	0.400	0.470	0.637	0.549	0.404	0.330	0.290	0.257	0.379	0.412	0.508	0.698	0.567
479.18	0.369	0.314	0.258	0.241	0.364	0.401	0.467	0.635	0.541	0.402	0.350	0.293	0.257	0.377	0.422	0.499	0.699	0.580
479.68	0.363	0.310	0.259	0.241	0.360	0.403	0.469	0.645	0.542	0.404	0.332	0.293	0.258	0.379	0.427	0.500	0.681	0.587
480.18	0.363	0.312	0.258	0.239	0.362	0.403	0.471	0.645	0.539	0.404	0.327	0.289	0.258	0.379	0.423	0.508	0.698	0.570
480.68	0.361	0.312	0.258	0.238	0.362	0.404	0.463	0.644	0.534	0.407	0.325	0.296	0.256	0.387	0.420	0.512	0.682	0.570
481.18	0.369	0.311	0.257	0.237	0.361	0.404	0.473	0.638	0.535	0.420	0.333	0.297	0.256	0.390	0.424	0.515	0.684	0.585
481.68	0.366	0.321	0.257	0.237	0.371	0.404	0.470	0.639	0.543	0.421	0.328	0.297	0.256	0.391	0.422	0.514	0.678	0.576
482.18	0.366	0.312	0.257	0.236	0.362	0.404	0.465	0.642	0.542	0.424	0.329	0.297	0.256	0.394	0.424	0.471	0.675	0.578
482.68	0.368	0.315	0.256	0.235	0.365	0.402	0.465	0.642	0.542	0.424	0.318	0.286	0.256	0.394	0.419	0.474	0.683	0.579
483.18	0.368	0.314	0.256	0.234	0.364	0.405	0.473	0.642	0.541	0.424	0.318	0.291	0.257	0.394	0.412	0.495	0.682	0.595
483.68	0.368	0.317	0.256	0.235	0.367	0.401	0.470	0.642	0.541	0.399	0.316	0.294	0.256	0.379	0.409	0.500	0.687	0.597
484.18	0.366	0.312	0.256	0.237	0.362	0.402	0.467	0.643	0.539	0.395	0.319	0.295	0.257	0.385	0.411	0.501	0.688	0.598
484.68	0.363	0.314	0.256	0.236	0.364	0.401	0.465	0.644	0.535	0.399	0.320	0.289	0.258	0.379	0.409	0.504	0.687	0.577
485.18	0.360	0.311	0.256	0.235	0.361	0.404	0.471	0.642	0.539	0.398	0.329	0.300	0.259	0.388	0.413	0.507	0.685	0.584
485.68	0.364	0.312	0.265	0.236	0.362	0.401	0.468	0.642	0.536	0.398	0.315	0.290	0.260	0.388	0.426	0.509	0.679	0.576
486.18	0.363	0.314	0.255	0.238	0.364	0.350	0.464	0.643	0.538	0.402	0.315	0.291	0.259	0.377	0.412	0.512	0.676	0.600
486.68	0.366	0.312	0.260	0.239	0.362	0.403	0.464	0.644	0.540	0.404	0.316	0.291	0.257	0.379	0.426	0.505	0.696	0.596
487.18	0.361	0.314	0.255	0.236	0.364	0.404	0.465	0.644	0.542	0.404	0.317	0.293	0.258	0.379	0.415	0.509	0.680	0.596
487.68	0.362	0.312	0.255	0.235	0.362	0.401	0.465	0.644	0.539	0.406	0.315	0.288	0.258	0.381	0.413	0.473	0.697	0.597
488.18	0.364	0.310	0.255	0.236	0.360	0.402	0.441	0.644	0.535	0.407	0.321	0.287	0.258	0.382	0.411	0.508	0.678	0.595
488.68	0.360	0.308	0.256	0.235	0.358	0.403	0.468	0.644	0.533	0.404	0.318	0.291	0.257	0.379	0.426	0.509	0.675	0.593
489.18	0.362	0.260	0.268	0.237	0.260	0.403	0.385	0.645	0.434	0.402	0.318	0.292	0.258	0.287	0.411	0.499	0.675	0.593
489.68	0.362	0.262	0.275	0.235	0.262	0.405	0.388	0.645	0.483	0.403	0.328	0.288	0.257	0.288	0.412	0.506	0.675	0.587

Hour	45°C									30°C								
	pH 5.0	pH 5.5	pH 6.0	pH 6.5	pH 7.0	pH 7.5	pH 8.0	pH 8.5	pH 9.0	pH 5.0	pH 5.5	pH 6.0	pH 6.5	pH 7.0	pH 7.5	pH 8.0	pH 8.5	pH 9.0
490.18	0.361	0.313	0.274	0.234	0.363	0.403	0.469	0.644	0.549	0.424	0.316	0.292	0.258	0.379	0.417	0.471	0.697	0.600
490.68	0.361	0.313	0.269	0.235	0.363	0.400	0.449	0.636	0.533	0.423	0.326	0.287	0.256	0.378	0.415	0.513	0.697	0.596
491.18	0.362	0.317	0.263	0.234	0.367	0.402	0.445	0.637	0.537	0.423	0.327	0.289	0.258	0.378	0.422	0.508	0.697	0.575
491.68	0.365	0.314	0.261	0.232	0.364	0.401	0.448	0.637	0.540	0.422	0.328	0.287	0.258	0.377	0.424	0.513	0.696	0.575
492.18	0.364	0.312	0.263	0.238	0.362	0.395	0.456	0.637	0.544	0.407	0.328	0.286	0.258	0.382	0.427	0.506	0.697	0.578
492.68	0.367	0.313	0.264	0.231	0.363	0.395	0.472	0.637	0.537	0.403	0.329	0.286	0.259	0.378	0.425	0.496	0.696	0.581
493.18	0.362	0.308	0.255	0.230	0.358	0.399	0.469	0.637	0.540	0.402	0.326	0.292	0.257	0.377	0.425	0.500	0.697	0.584
493.68	0.364	0.310	0.255	0.239	0.360	0.398	0.443	0.637	0.544	0.403	0.326	0.291	0.259	0.378	0.427	0.495	0.697	0.578
494.18	0.361	0.311	0.256	0.238	0.361	0.396	0.453	0.637	0.547	0.402	0.334	0.293	0.258	0.377	0.415	0.508	0.697	0.579
494.68	0.362	0.310	0.256	0.175	0.360	0.396	0.454	0.637	0.545	0.406	0.350	0.295	0.257	0.381	0.415	0.510	0.698	0.597
495.18	0.364	0.316	0.256	0.159	0.366	0.396	0.468	0.637	0.547	0.422	0.331	0.286	0.256	0.377	0.422	0.471	0.698	0.584
495.68	0.362	0.315	0.256	0.198	0.365	0.398	0.468	0.638	0.547	0.423	0.335	0.288	0.262	0.378	0.420	0.471	0.698	0.575
496.18	0.364	0.314	0.256	0.237	0.364	0.399	0.473	0.637	0.542	0.392	0.334	0.290	0.261	0.382	0.423	0.508	0.696	0.597
497.92	0.362	0.311	0.273	0.237	0.361	0.374	0.462	0.447	0.549	0.355	0.295	0.236	0.211	0.390	0.164	0.508	0.505	0.598
498.42	0.360	0.323	0.259	0.240	0.373	0.389	0.461	0.555	0.549	0.403	0.271	0.299	0.261	0.378	0.424	0.506	0.570	0.596
498.92	0.358	0.319	0.262	0.233	0.369	0.390	0.455	0.631	0.547	0.407	0.275	0.290	0.260	0.387	0.430	0.511	0.692	0.598
499.42	0.360	0.318	0.261	0.234	0.368	0.384	0.460	0.637	0.546	0.420	0.279	0.290	0.260	0.370	0.422	0.507	0.677	0.587
499.92	0.362	0.323	0.258	0.235	0.373	0.396	0.472	0.643	0.546	0.424	0.331	0.290	0.259	0.374	0.426	0.510	0.688	0.596
500.42	0.363	0.328	0.261	0.235	0.378	0.397	0.459	0.640	0.541	0.398	0.331	0.290	0.259	0.378	0.412	0.474	0.672	0.585
500.92	0.363	0.329	0.274	0.236	0.379	0.398	0.461	0.644	0.543	0.398	0.332	0.290	0.259	0.383	0.416	0.474	0.679	0.595
501.42	0.367	0.332	0.261	0.237	0.367	0.398	0.456	0.636	0.543	0.402	0.333	0.290	0.257	0.387	0.423	0.495	0.678	0.584
501.92	0.364	0.335	0.262	0.235	0.370	0.405	0.458	0.637	0.539	0.404	0.333	0.293	0.256	0.389	0.424	0.473	0.678	0.588
502.42	0.362	0.334	0.262	0.234	0.369	0.399	0.460	0.638	0.536	0.407	0.330	0.294	0.255	0.392	0.421	0.495	0.679	0.576
502.92	0.363	0.319	0.262	0.236	0.369	0.399	0.459	0.637	0.534	0.420	0.332	0.285	0.260	0.375	0.425	0.501	0.680	0.593
503.42	0.358	0.320	0.262	0.237	0.370	0.399	0.453	0.637	0.539	0.423	0.334	0.289	0.260	0.378	0.420	0.497	0.680	0.585
503.92	0.360	0.312	0.259	0.235	0.392	0.399	0.454	0.636	0.538	0.390	0.333	0.285	0.259	0.380	0.425	0.473	0.680	0.591
504.42	0.361	0.320	0.261	0.234	0.370	0.396	0.454	0.637	0.537	0.392	0.332	0.294	0.257	0.382	0.427	0.495	0.680	0.591
504.92	0.360	0.318	0.261	0.237	0.368	0.399	0.455	0.636	0.532	0.392	0.335	0.286	0.256	0.382	0.432	0.515	0.679	0.593
505.42	0.366	0.320	0.260	0.238	0.370	0.395	0.450	0.636	0.539	0.393	0.333	0.293	0.256	0.383	0.428	0.515	0.676	0.592
505.92	0.365	0.316	0.260	0.237	0.366	0.397	0.449	0.636	0.537	0.394	0.331	0.293	0.256	0.384	0.417	0.513	0.674	0.577
506.42	0.364	0.334	0.259	0.236	0.369	0.399	0.475	0.645	0.536	0.397	0.333	0.290	0.265	0.372	0.426	0.514	0.672	0.597
506.92	0.361	0.332	0.260	0.232	0.367	0.397	0.460	0.635	0.537	0.401	0.333	0.292	0.255	0.376	0.422	0.508	0.671	0.596
507.42	0.363	0.331	0.260	0.231	0.366	0.397	0.467	0.645	0.538	0.396	0.332	0.294	0.255	0.371	0.412	0.510	0.671	0.593

Hour	45°C									30°C								
	pH 5.0	pH 5.5	pH 6.0	pH 6.5	pH 7.0	pH 7.5	pH 8.0	pH 8.5	pH 9.0	pH 5.0	pH 5.5	pH 6.0	pH 6.5	pH 7.0	pH 7.5	pH 8.0	pH 8.5	pH 9.0
507.92	0.369	0.315	0.261	0.240	0.365	0.397	0.443	0.644	0.533	0.399	0.333	0.291	0.264	0.374	0.421	0.507	0.685	0.590
508.42	0.368	0.317	0.261	0.240	0.367	0.399	0.463	0.644	0.537	0.397	0.336	0.293	0.255	0.372	0.417	0.509	0.684	0.579
508.92	0.363	0.313	0.262	0.239	0.368	0.397	0.464	0.644	0.536	0.397	0.334	0.293	0.264	0.372	0.417	0.470	0.683	0.579
509.42	0.378	0.313	0.263	0.239	0.368	0.397	0.465	0.644	0.541	0.399	0.335	0.292	0.264	0.374	0.415	0.510	0.683	0.578
509.92	0.379	0.314	0.262	0.240	0.369	0.398	0.470	0.643	0.543	0.399	0.334	0.292	0.264	0.374	0.415	0.497	0.683	0.578
510.42	0.362	0.320	0.264	0.233	0.370	0.398	0.469	0.644	0.540	0.400	0.336	0.293	0.263	0.375	0.410	0.500	0.682	0.571
510.92	0.365	0.310	0.266	0.232	0.365	0.396	0.445	0.643	0.539	0.400	0.337	0.295	0.263	0.375	0.426	0.497	0.682	0.589
511.42	0.364	0.320	0.267	0.230	0.375	0.397	0.443	0.642	0.539	0.402	0.336	0.287	0.263	0.377	0.429	0.505	0.681	0.590
511.92	0.369	0.334	0.271	0.232	0.369	0.404	0.447	0.641	0.533	0.401	0.332	0.287	0.263	0.376	0.421	0.498	0.681	0.588
512.42	0.370	0.331	0.276	0.231	0.366	0.395	0.469	0.641	0.531	0.401	0.333	0.289	0.262	0.376	0.423	0.499	0.681	0.584
512.92	0.372	0.330	0.270	0.232	0.365	0.395	0.445	0.641	0.535	0.403	0.332	0.296	0.261	0.378	0.412	0.499	0.681	0.582
513.42	0.370	0.315	0.273	0.232	0.370	0.405	0.468	0.640	0.533	0.406	0.333	0.289	0.262	0.386	0.415	0.499	0.690	0.578
513.92	0.368	0.311	0.267	0.240	0.366	0.404	0.470	0.639	0.535	0.405	0.335	0.289	0.261	0.380	0.415	0.510	0.690	0.577
514.42	0.370	0.319	0.262	0.239	0.374	0.398	0.470	0.638	0.484	0.406	0.331	0.296	0.262	0.266	0.420	0.508	0.689	0.582
514.92	0.366	0.317	0.261	0.238	0.372	0.396	0.466	0.638	0.439	0.406	0.332	0.296	0.261	0.266	0.421	0.498	0.689	0.583
515.42	0.364	0.334	0.264	0.237	0.369	0.396	0.468	0.637	0.534	0.407	0.334	0.296	0.259	0.387	0.419	0.500	0.689	0.568
515.92	0.362	0.319	0.255	0.237	0.374	0.400	0.468	0.636	0.529	0.407	0.333	0.298	0.258	0.387	0.412	0.514	0.689	0.584
516.42	0.361	0.319	0.255	0.238	0.374	0.395	0.454	0.636	0.540	0.391	0.332	0.297	0.258	0.381	0.410	0.498	0.688	0.492
516.92	0.365	0.302	0.256	0.238	0.352	0.404	0.474	0.645	0.544	0.399	0.333	0.297	0.258	0.374	0.412	0.498	0.688	0.587
517.42	0.367	0.318	0.256	0.236	0.373	0.398	0.441	0.645	0.532	0.397	0.332	0.299	0.258	0.372	0.413	0.498	0.688	0.578
517.92	0.373	0.326	0.256	0.237	0.376	0.395	0.470	0.644	0.528	0.423	0.334	0.285	0.258	0.378	0.411	0.498	0.687	0.579
518.42	0.373	0.307	0.256	0.237	0.357	0.402	0.468	0.643	0.539	0.400	0.336	0.286	0.258	0.375	0.409	0.498	0.687	0.588
518.92	0.374	0.317	0.256	0.231	0.367	0.403	0.467	0.642	0.538	0.401	0.337	0.286	0.257	0.376	0.406	0.499	0.687	0.566
519.42	0.370	0.312	0.256	0.231	0.362	0.397	0.468	0.641	0.528	0.396	0.334	0.297	0.257	0.371	0.405	0.496	0.687	0.587
519.92	0.370	0.311	0.257	0.232	0.361	0.401	0.466	0.640	0.530	0.393	0.334	0.287	0.255	0.383	0.412	0.497	0.686	0.583
520.42	0.370	0.319	0.257	0.180	0.384	0.403	0.470	0.639	0.532	0.421	0.332	0.286	0.259	0.376	0.411	0.512	0.686	0.566
522.17	0.364	0.310	0.263	0.167	0.390	0.406	0.441	0.645	0.541	0.425	0.257	0.290	0.255	0.380	0.424	0.495	0.570	0.590
522.63	0.361	0.274	0.262	0.195	0.374	0.412	0.441	0.637	0.545	0.422	0.301	0.336	0.262	0.377	0.405	0.506	0.577	0.583
523.13	0.360	0.310	0.265	0.239	0.375	0.381	0.445	0.561	0.547	0.408	0.335	0.299	0.256	0.383	0.429	0.512	0.684	0.581
523.63	0.365	0.270	0.260	0.232	0.370	0.363	0.446	0.587	0.554	0.400	0.330	0.291	0.257	0.375	0.422	0.474	0.692	0.577
524.13	0.371	0.259	0.262	0.234	0.359	0.372	0.442	0.639	0.543	0.396	0.332	0.291	0.257	0.386	0.426	0.499	0.683	0.570
524.63	0.369	0.264	0.267	0.235	0.364	0.382	0.450	0.644	0.526	0.402	0.334	0.293	0.257	0.377	0.410	0.499	0.674	0.569
525.13	0.367	0.263	0.256	0.235	0.363	0.384	0.446	0.636	0.532	0.404	0.333	0.291	0.265	0.379	0.413	0.504	0.673	0.587

Hour	45°C									30°C								
	pH 5.0	pH 5.5	pH 6.0	pH 6.5	pH 7.0	pH 7.5	pH 8.0	pH 8.5	pH 9.0	pH 5.0	pH 5.5	pH 6.0	pH 6.5	pH 7.0	pH 7.5	pH 8.0	pH 8.5	pH 9.0
525.63	0.364	0.253	0.260	0.234	0.353	0.377	0.449	0.637	0.531	0.395	0.335	0.291	0.264	0.375	0.413	0.499	0.672	0.588
526.13	0.369	0.255	0.260	0.233	0.355	0.383	0.444	0.605	0.535	0.397	0.332	0.293	0.263	0.387	0.407	0.499	0.677	0.590
526.63	0.369	0.254	0.255	0.232	0.354	0.384	0.440	0.595	0.538	0.403	0.332	0.285	0.264	0.378	0.412	0.498	0.677	0.577
527.13	0.362	0.314	0.260	0.239	0.399	0.386	0.445	0.635	0.537	0.407	0.333	0.288	0.263	0.382	0.414	0.499	0.677	0.575
527.63	0.368	0.314	0.255	0.238	0.394	0.388	0.446	0.594	0.541	0.397	0.334	0.293	0.262	0.387	0.417	0.499	0.674	0.576
528.13	0.376	0.314	0.255	0.236	0.394	0.397	0.441	0.594	0.541	0.407	0.331	0.293	0.259	0.382	0.419	0.497	0.674	0.575
528.63	0.357	0.330	0.256	0.233	0.380	0.399	0.443	0.594	0.544	0.404	0.332	0.290	0.259	0.379	0.416	0.497	0.673	0.587
529.13	0.367	0.318	0.256	0.233	0.388	0.386	0.448	0.636	0.548	0.407	0.331	0.293	0.260	0.382	0.424	0.498	0.682	0.577
529.63	0.362	0.323	0.256	0.233	0.373	0.389	0.450	0.639	0.546	0.407	0.330	0.286	0.259	0.382	0.425	0.496	0.689	0.574
530.13	0.361	0.321	0.256	0.233	0.371	0.392	0.454	0.638	0.546	0.408	0.334	0.289	0.258	0.383	0.425	0.496	0.681	0.574
530.63	0.364	0.310	0.258	0.231	0.390	0.395	0.453	0.642	0.541	0.391	0.335	0.295	0.258	0.381	0.423	0.498	0.681	0.577
531.13	0.370	0.313	0.259	0.231	0.398	0.384	0.455	0.636	0.539	0.398	0.332	0.289	0.257	0.373	0.426	0.508	0.688	0.576
531.63	0.364	0.315	0.260	0.234	0.400	0.387	0.458	0.640	0.545	0.397	0.332	0.297	0.256	0.372	0.423	0.498	0.686	0.582
532.13	0.375	0.250	0.265	0.233	0.250	0.385	0.461	0.637	0.541	0.398	0.331	0.299	0.256	0.373	0.426	0.500	0.685	0.578
532.63	0.370	0.312	0.271	0.231	0.362	0.384	0.477	0.639	0.546	0.424	0.331	0.299	0.256	0.379	0.421	0.515	0.695	0.591
533.13	0.359	0.308	0.276	0.231	0.358	0.387	0.482	0.644	0.549	0.424	0.331	0.300	0.258	0.379	0.424	0.471	0.693	0.595
533.63	0.364	0.316	0.272	0.231	0.366	0.391	0.480	0.638	0.554	0.422	0.333	0.298	0.259	0.377	0.426	0.511	0.694	0.598
534.13	0.363	0.319	0.268	0.232	0.369	0.393	0.482	0.637	0.554	0.422	0.334	0.285	0.257	0.377	0.421	0.513	0.699	0.595
534.63	0.363	0.319	0.263	0.232	0.369	0.391	0.477	0.636	0.551	0.392	0.333	0.288	0.265	0.382	0.423	0.513	0.697	0.593
535.13	0.365	0.322	0.263	0.231	0.372	0.394	0.479	0.636	0.555	0.392	0.335	0.290	0.264	0.382	0.422	0.470	0.697	0.598
535.63	0.364	0.321	0.260	0.232	0.371	0.396	0.478	0.645	0.554	0.390	0.333	0.294	0.263	0.380	0.421	0.473	0.697	0.598
536.13	0.364	0.324	0.264	0.234	0.374	0.393	0.479	0.644	0.546	0.390	0.334	0.294	0.263	0.380	0.420	0.471	0.697	0.597
536.63	0.374	0.327	0.255	0.233	0.377	0.393	0.480	0.642	0.547	0.394	0.326	0.289	0.264	0.384	0.413	0.498	0.697	0.591
537.13	0.374	0.322	0.255	0.231	0.372	0.398	0.478	0.642	0.541	0.393	0.327	0.297	0.263	0.383	0.414	0.499	0.677	0.594
537.63	0.380	0.323	0.256	0.231	0.373	0.403	0.479	0.640	0.549	0.392	0.335	0.298	0.263	0.382	0.417	0.496	0.678	0.595
538.13	0.368	0.323	0.256	0.231	0.373	0.394	0.479	0.639	0.548	0.395	0.326	0.298	0.260	0.390	0.419	0.474	0.695	0.590
538.63	0.363	0.328	0.256	0.235	0.378	0.399	0.483	0.638	0.541	0.395	0.326	0.297	0.261	0.385	0.417	0.475	0.679	0.588
539.13	0.361	0.324	0.256	0.234	0.374	0.400	0.481	0.636	0.542	0.394	0.325	0.296	0.261	0.384	0.418	0.496	0.678	0.582
539.63	0.370	0.328	0.257	0.230	0.378	0.397	0.478	0.636	0.544	0.394	0.327	0.286	0.261	0.384	0.415	0.497	0.679	0.582
540.13	0.363	0.326	0.257	0.232	0.376	0.398	0.475	0.593	0.541	0.395	0.328	0.287	0.261	0.385	0.416	0.498	0.677	0.583
540.63	0.365	0.326	0.257	0.233	0.376	0.399	0.483	0.592	0.544	0.393	0.326	0.300	0.261	0.383	0.415	0.503	0.679	0.581
541.13	0.360	0.300	0.257	0.231	0.370	0.397	0.464	0.590	0.546	0.422	0.332	0.299	0.261	0.222	0.416	0.502	0.679	0.581
583.90	0.362	0.300	0.256	0.231	0.250	0.378	0.387	0.470	0.363	0.357	0.266	0.291	0.260	0.277	0.412	0.515	0.627	0.485

Hour	45°C									30°C								
	pH 5.0	pH 5.5	pH 6.0	pH 6.5	pH 7.0	pH 7.5	pH 8.0	pH 8.5	pH 9.0	pH 5.0	pH 5.5	pH 6.0	pH 6.5	pH 7.0	pH 7.5	pH 8.0	pH 8.5	pH 9.0
594.40	0.358	0.300	0.266	0.240	0.350	0.396	0.453	0.463	0.382	0.396	0.294	0.294	0.260	0.381	0.416	0.497	0.652	0.462
594.90	0.366	0.300	0.267	0.234	0.350	0.381	0.473	0.608	0.538	0.400	0.332	0.293	0.260	0.375	0.417	0.496	0.699	0.471
595.40	0.369	0.334	0.262	0.233	0.384	0.383	0.475	0.552	0.541	0.406	0.333	0.294	0.261	0.386	0.427	0.513	0.678	0.484
595.90	0.369	0.313	0.258	0.233	0.398	0.387	0.471	0.556	0.542	0.406	0.333	0.292	0.260	0.386	0.427	0.471	0.685	0.489
596.40	0.362	0.303	0.255	0.234	0.363	0.394	0.451	0.560	0.538	0.405	0.333	0.295	0.260	0.380	0.426	0.471	0.674	0.482
596.90	0.361	0.303	0.274	0.233	0.363	0.398	0.451	0.558	0.536	0.404	0.334	0.291	0.259	0.379	0.429	0.475	0.697	0.488
597.40	0.364	0.304	0.271	0.233	0.364	0.368	0.451	0.559	0.534	0.396	0.333	0.292	0.259	0.371	0.427	0.511	0.680	0.489
597.90	0.377	0.305	0.261	0.231	0.375	0.400	0.451	0.559	0.536	0.400	0.332	0.294	0.260	0.375	0.428	0.495	0.695	0.497
598.40	0.362	0.303	0.265	0.234	0.368	0.401	0.451	0.553	0.534	0.399	0.330	0.294	0.260	0.374	0.428	0.497	0.550	0.492
598.90	0.363	0.304	0.280	0.233	0.379	0.400	0.451	0.550	0.532	0.401	0.331	0.286	0.260	0.376	0.426	0.497	0.672	0.494
599.40	0.363	0.301	0.271	0.231	0.381	0.401	0.477	0.640	0.533	0.401	0.331	0.296	0.259	0.376	0.426	0.497	0.675	0.497
599.90	0.378	0.301	0.275	0.234	0.386	0.399	0.479	0.638	0.532	0.402	0.333	0.293	0.261	0.377	0.427	0.500	0.680	0.498
600.40	0.364	0.303	0.275	0.234	0.383	0.401	0.480	0.636	0.535	0.396	0.332	0.287	0.260	0.371	0.428	0.502	0.682	0.585
600.90	0.378	0.303	0.270	0.232	0.383	0.399	0.494	0.645	0.534	0.398	0.332	0.289	0.261	0.373	0.426	0.508	0.680	0.583
601.40	0.376	0.302	0.276	0.239	0.377	0.400	0.496	0.643	0.530	0.394	0.332	0.289	0.261	0.384	0.428	0.505	0.685	0.585
601.90	0.376	0.301	0.274	0.238	0.381	0.399	0.498	0.642	0.531	0.401	0.334	0.292	0.259	0.376	0.422	0.504	0.689	0.566
602.40	0.360	0.303	0.265	0.236	0.388	0.402	0.450	0.639	0.531	0.402	0.334	0.300	0.257	0.377	0.421	0.509	0.681	0.571
602.90	0.360	0.304	0.274	0.237	0.389	0.402	0.450	0.637	0.530	0.403	0.332	0.291	0.258	0.378	0.417	0.509	0.680	0.577
603.40	0.360	0.312	0.278	0.235	0.392	0.402	0.466	0.631	0.527	0.398	0.332	0.294	0.257	0.373	0.420	0.506	0.675	0.579
603.90	0.360	0.311	0.273	0.236	0.391	0.402	0.493	0.637	0.535	0.395	0.331	0.294	0.258	0.370	0.421	0.506	0.560	0.581
604.40	0.364	0.314	0.273	0.238	0.394	0.403	0.469	0.640	0.526	0.396	0.331	0.292	0.257	0.371	0.418	0.503	0.673	0.579
604.90	0.363	0.304	0.271	0.238	0.389	0.402	0.472	0.640	0.525	0.400	0.333	0.296	0.259	0.375	0.423	0.505	0.685	0.576
605.40	0.363	0.303	0.269	0.240	0.388	0.399	0.453	0.640	0.532	0.400	0.334	0.293	0.259	0.375	0.427	0.514	0.684	0.580
605.90	0.363	0.301	0.268	0.239	0.386	0.399	0.483	0.640	0.531	0.397	0.331	0.294	0.260	0.372	0.414	0.511	0.671	0.578
606.40	0.364	0.315	0.270	0.239	0.395	0.399	0.465	0.640	0.530	0.395	0.332	0.294	0.259	0.370	0.412	0.508	0.684	0.579
606.90	0.360	0.315	0.272	0.237	0.395	0.399	0.468	0.639	0.539	0.392	0.333	0.293	0.259	0.382	0.410	0.502	0.684	0.579
607.40	0.368	0.313	0.269	0.237	0.398	0.400	0.465	0.637	0.538	0.395	0.334	0.291	0.260	0.385	0.429	0.508	0.670	0.579
607.90	0.379	0.313	0.269	0.236	0.398	0.399	0.477	0.632	0.538	0.396	0.335	0.293	0.260	0.371	0.430	0.509	0.683	0.578
608.40	0.361	0.302	0.267	0.237	0.372	0.399	0.481	0.626	0.538	0.425	0.331	0.286	0.258	0.395	0.422	0.496	0.684	0.590
608.90	0.366	0.303	0.266	0.236	0.373	0.399	0.481	0.628	0.535	0.410	0.334	0.291	0.260	0.385	0.413	0.498	0.685	0.566
609.40	0.363	0.315	0.271	0.235	0.400	0.400	0.486	0.626	0.537	0.398	0.334	0.295	0.259	0.373	0.414	0.496	0.670	0.567
609.90	0.363	0.301	0.265	0.240	0.371	0.400	0.470	0.635	0.537	0.400	0.335	0.299	0.260	0.375	0.413	0.500	0.684	0.570
610.40	0.377	0.301	0.264	0.238	0.371	0.400	0.473	0.638	0.537	0.401	0.330	0.287	0.259	0.376	0.425	0.499	0.684	0.568

Hour	45°C									30°C								
	pH 5.0	pH 5.5	pH 6.0	pH 6.5	pH 7.0	pH 7.5	pH 8.0	pH 8.5	pH 9.0	pH 5.0	pH 5.5	pH 6.0	pH 6.5	pH 7.0	pH 7.5	pH 8.0	pH 8.5	pH 9.0
610.90	0.361	0.306	0.268	0.244	0.371	0.402	0.475	0.639	0.544	0.392	0.330	0.286	0.259	0.382	0.422	0.500	0.677	0.569
611.40	0.368	0.305	0.266	0.236	0.375	0.402	0.472	0.636	0.545	0.398	0.331	0.291	0.257	0.378	0.419	0.496	0.679	0.596
611.90	0.369	0.307	0.266	0.245	0.372	0.400	0.491	0.640	0.544	0.407	0.335	0.293	0.256	0.387	0.414	0.498	0.683	0.596
612.40	0.372	0.308	0.267	0.245	0.373	0.401	0.493	0.639	0.540	0.405	0.334	0.292	0.257	0.380	0.420	0.500	0.683	0.571
612.90	0.371	0.303	0.263	0.244	0.373	0.400	0.471	0.639	0.535	0.403	0.333	0.294	0.258	0.378	0.419	0.500	0.685	0.572
613.40	0.374	0.307	0.266	0.244	0.372	0.399	0.475	0.635	0.541	0.405	0.333	0.291	0.257	0.385	0.425	0.506	0.684	0.573
613.90	0.369	0.309	0.267	0.243	0.374	0.399	0.475	0.644	0.534	0.404	0.334	0.294	0.257	0.379	0.411	0.496	0.685	0.576
614.40	0.368	0.309	0.267	0.242	0.374	0.396	0.474	0.637	0.532	0.404	0.333	0.293	0.257	0.379	0.417	0.500	0.678	0.574
614.90	0.366	0.308	0.262	0.243	0.373	0.402	0.475	0.640	0.531	0.406	0.333	0.287	0.257	0.386	0.414	0.507	0.679	0.573
615.40	0.375	0.309	0.265	0.244	0.374	0.395	0.471	0.639	0.531	0.403	0.332	0.292	0.258	0.378	0.413	0.506	0.682	0.570
615.90	0.375	0.311	0.266	0.244	0.361	0.402	0.474	0.638	0.532	0.401	0.331	0.293	0.255	0.376	0.411	0.508	0.680	0.569
616.40	0.363	0.313	0.264	0.243	0.363	0.396	0.474	0.636	0.532	0.400	0.333	0.297	0.260	0.395	0.428	0.508	0.679	0.569
616.90	0.363	0.300	0.260	0.242	0.370	0.404	0.469	0.636	0.530	0.356	0.334	0.287	0.260	0.276	0.423	0.508	0.679	0.566
617.40	0.362	0.300	0.264	0.241	0.370	0.404	0.473	0.635	0.536	0.358	0.333	0.295	0.260	0.283	0.411	0.496	0.680	0.588
617.90	0.363	0.300	0.265	0.242	0.370	0.403	0.480	0.638	0.532	0.404	0.332	0.290	0.255	0.379	0.425	0.497	0.679	0.593
618.40	0.365	0.300	0.264	0.242	0.370	0.403	0.476	0.645	0.531	0.399	0.333	0.290	0.259	0.394	0.410	0.499	0.683	0.580

Circuit voltage in various external resistance of part 2

Temp	pH	External resistance (Ω)								
		10.5	30.1	76	148	197	298	502	746	996
45°C	5.0	0.024	0.090	0.129	0.261	0.422	0.501	0.577	0.602	0.645
	5.5	0.022	0.083	0.121	0.234	0.384	0.456	0.534	0.584	0.620
	6.0	0.020	0.073	0.106	0.216	0.354	0.420	0.500	0.548	0.602
	6.5	0.017	0.064	0.091	0.190	0.324	0.386	0.457	0.498	0.524
	7.0	0.056	0.140	0.290	0.418	0.475	0.534	0.612	0.650	0.690
	7.5	0.029	0.108	0.155	0.300	0.490	0.578	0.645	0.684	0.716
	8.0	0.043	0.146	0.202	0.369	0.526	0.608	0.668	0.698	0.720
	8.5	0.070	0.223	0.290	0.465	0.622	0.669	0.720	0.739	0.762
	9.0	0.053	0.174	0.235	0.401	0.554	0.621	0.672	0.692	0.729
30°C	5.0	0.031	0.112	0.158	0.310	0.478	0.565	0.628	0.662	0.695
	5.5	0.026	0.097	0.139	0.279	0.427	0.515	0.596	0.632	0.668
	6.0	0.024	0.091	0.130	0.260	0.420	0.510	0.580	0.620	0.650
	6.5	0.022	0.083	0.121	0.248	0.403	0.489	0.569	0.599	0.627
	7.0	0.061	0.157	0.301	0.428	0.476	0.534	0.602	0.648	0.672
	7.5	0.032	0.114	0.162	0.318	0.489	0.582	0.668	0.700	0.725
	8.0	0.049	0.171	0.238	0.421	0.576	0.638	0.690	0.725	0.734
	8.5	0.075	0.238	0.314	0.499	0.637	0.687	0.732	0.754	0.776
	9.0	0.061	0.196	0.261	0.433	0.568	0.637	0.688	0.713	0.741

BIOGRAPHY FOR NATTAKARN PRASERTSUNG

Date of birth : 16 October 1972 **Place of birth** : Roi ed Province, Thailand

Education : 1995, B.Eng. (Environmental Engineering), Chulalongkorn University
: 2004, M.Eng. (Environmental Engineering), Chulalongkorn University
: 2004, B.Sc Occupational Health, Shukhothai Thammatirath University,
Bangkok, Thailand

Employment record

Jun. 2005 – now ; Lecturer at Kasetsart University Chalermphrakiat Sakon
Nakhon Province Campus in Faculty of Science and
Engineering.

May. 2002 – May. 2005 Civil and Environmental Engineer at Eastern Water
Resources Development and Management Public
Company limited.

Jul. 1995 – Apr. 2001 Civil and Environmental Engineer at Thammasorn
Company Limited.