

References

- Anjaneyulu, B., *et al.* Chemical investigation of some Indian Plants. Indian J. Chem. 3 (1965):237.
- Basu, K.P., and Ghosh, D. Availability of Ca in Lady's finger (*Hibiscus esculentus*), cabbage (*brassica oleracea capitata*), Drumstick (*Moringa oleifera*), Amaranth tender (*Amaranthus gangeticus*). I. Experiments. Indian J. Med. Res. 31(1943):29.
- Bauman, R.A. Cis-trans isomerism of thiocarbamate ester. Journal of Organic Chemistry 32 (December 1967) : 4127-4132.
- Bell, E.A., and Charlwood, B.V. eds. Secondary plant products. 1st New York : Springer-Verlag, 1980:461-487.
- Bhattacharya, S.B., Das, A.K., and Banerji, N. Chemical Investigations on the gum exudate from sajna (*moringa oleifera*). Carbohydrate Res. 102(1982):253-262.
- Caceres, A, Saravia, A, Rizzo, S., Zabala, L., De Leon, E., and Nave, F. Pharmacologic properties of *Moringa oleifera*. 2 : Screening for anti-spasmodic, antiinflammatory and diuretic activity. Journal of Ethnopharmacology 36 (1992) : 233-237.
- Caceres, A., Cabrera, O., Morales, O., Mollinedo, P., and Mendia, P. Pharmacological properties on *Moringa oleifera* 1 : Preliminary screening for antimicrobial activity. Journal of Ethnopharmacology 33 (1991) : 213.216.
- Chopra, R.N., De, P., and De, N.N. *Moringa pterygosperma*. Indian Journal of Medical Research 20 (1932) : 533.
- Daniel, M. Polyphenols of some Indian vegetables. Curr. Sci. 58(1989):1332-1334.

- Das, B.R., and Rao, P.L. Antibiotic principles from *Moringa pterygosperma*. IX. Inhibition of transaminase by isothiocyanates. IJAR 46 (1958):75-76.
- Dayrit, F.M., Alcantar, A.D., and Villasenor, I.M. Studies on *Moringa oleifera* seeds. Part I. The antibiotic compound and its deactivation in aqueous solution. Philippine J. Sci. 119(1990):23-32.
- Eilert, U., Wolters, B., and Nahrstedt, A. The antibiotic principles of seeds of *Moringa oleifera* and *Moringa stenopetala*. Planta Medica 42 (1981) : 55-61.
- Eilert, U., Wolters, B., and Nahrstedt, A. Antibiotic principles of seeds of *Moringa pterygosperma*. Planta Medica 39 (1980) : 235.
- Evans, W.C. Trease and Evans' Pharmacognosy. 13th ed. London : William Clowes and Sons, 1989:281-283.
- Faizi, S., Siddiqui, B.S. Saleem, R., Siddiqui, S., Aftab, K., and Gilani, A.U.H. Isolation and structure elucidation of novel hypotensive agents; niazinin A, niazinin B, niazimicin and niaziminin A+B from *Moringa oleifera* : the first naturally occurring thiocarbamates. Journal of Chemical and Social Perkin Transaction I 23 (1992) : 3237-3241.
- Faizi, S., Siddiqui, B.S. Saleem, R., Siddiqui, S., Aftab, K., and Gilani, Fully acetylated carbamate and hypotensive thiocarbamate glycosides from *Moringa oleifera*. Phytochemistry 18 (1995) : 957-963.
- Faizi, S., Siddiqui, B.S. Saleem, R., Siddiqui, S., and Aftab, K., Extra isolation and structure elucidation of new nitrile and mustard oil glycosides from *Moringa oleifera* and their effect on blood pressure. Journal of Natural Products. 57 (1994) : 1256-1261.
- Farnsworth, N.R. Biological and phytochemical screening of plants. Journal of Pharmaceutical Sciences 55 (1967) : 256-267.

- Ferrao, A.M.B.C., and Ferrao, J.E.M. Fatty acids in oil of *Moringae* (*Moringa oleifera* Agron. Angolana 30(1970):3.
- Gennaro, A.R. ed. Remington's pharmaceutical sciences, 16th ed. Pennsylvania : Mack Publishing Company, 1990.
- Ghosh, S., Chopra, R.N., and Dutt, A. Chemical examination of the bark of *Moringa pterygosperma*. Indian J. Med. Res. 22(April, 1935):785-788.
- Iribarren, A.M., and Pomilo, A.B. Components of *Bauhinia candicans*. Journal of Natural Products 46 (September-October, 1983) : 752-753.
- Khan, F.W., Gul, P., and Malik, M.N. Chemical composition of oil from *Moringa oleifera*. Pak. J. For. 25(1975):100.
- Kinel, F.A., and Gedeon, J. Product from *Moringa Pterygosperma*. ARCH. PHARM (WEINHEIM) 290(1957):302.
- Kjaer, A. Malver, O., El-Menshaw, B., and Reisch, J. Isothiocyanates in myrosinase-treated seed extracts of *Moringa peregrina*. Phytochemistry 18 (1979) : 1485-1487.
- Kurup, P.A., and Rao, P.L.N. Antibiotic principle from *Moringa pterygosperma*. II Chemical nature of pterygospermin. Indian Journal of Medical Research 42 (1954) : 85.
- Kurup, P.A., and Rao, P.L.N. Antibiotic principle from *Moringa pterygosperma*. I. Purification. J. Indian Inst. Sci. 34(1952):219.
- Lal, S.D., and Lata, K. Plants used by the Bhat community for regulating fertility. Economic Botany 34 (1980) : 273-275.
- Memon, G.M., Memon, S.A., and Memon, A.R. Isolation and structure elucidation of moringyne - a new glycoside from seeds of *Moringa oleifera* Lam. Pakistan Journal Sciences Industrial Research 28 (1985) : 7-9.

- Nagar, P.K., Iyer, R.I., and Sircar, P.K. Cytokinins in developing fruits of *Moringa pterygosperma* Gaertn. Physiological plant 55 (1982) : 45-50.
- Nair, A.G.R., and Subramanian, S.S. Pigments of the flowers of *Moringa pterygosperma*. Current Sciences 31 (1962) : 155.
- Nath, D., Sethi, N., Singh, R.K., and Jain, A.K. Commonly used indian abortifacient plants with special reference to their teratologic effects in rats. Journal of Ethnopharmacology 32 2 (1992) : 147-154.
- Ortaliza, I.C., Rosario, I.F.D., Caedo, M.M., and Alcaraz, A.P. The availability of carotene in some philippine vegetables. Philippine J. Sci. 98(1969):123.
- Pankadamani, K.S., Seshadri, T.R. Survey of Anthoxanthins. Proc. Indian Acad. Sci. Ser. A 36(1952):157.
- Piazzesi, A.M., Bardi, R. Mammi, M., and Walter, W. Ric. Sci. Rend. Sez. A. 6 (1964) : 173. Chemical Abstracts 63 (1965) : 2878.
- Ramachandran, C., Peter, K.V., and Gopalakrishnan, P.K. Drumstick (*Moringa oleifera*) : a multipurpose indian vegetable. Economic botany 34 (1980) : 276-283.
- Rangaswami, S., and Sankarasubramanian, S. Chemical components of the flowers of *Moringa pterygosperma*. Current Sciences 15 (1946) : 316-317.
- Rao, J.V.S., Rao, G.R., Krishna, C.M., and Rao, G.G. Diurnal rhythmicity of ascorbic, carbohydrate reactions and activity in *Moringa pterygosperma* leaves. Comp. Physiol. Ecol. 4(1979):243-245.
- Rao, R.R., and Marium, G. Investigation on plants antibiotiss. III. Studies on pterygospermin the antibacterial principle of the roots of *Moringa pterygosperma*. Indian J. Med. Res. 37(1949);159.
- Saluja, M.P., Kapil, R.S., and Popli, S.P. Studies in medicinal plants : part VI - chemical constituents of *Moringa oleifera* (hybrid variety) & isolation of 4-

- hydroxymellein. Indian Journal of Chemical Service B 16 (1978) : 1044-1045.
- Sengupta,A., and Gupta,M.P. Seed fat composition of moringa family.Fette. Scifen Anstrichm. 72(1970):6.
- Shaft,N., and Ikram,M. Quantitative survey of Rutin-contain plants. Part I.Int.J. Crude Drug Res. 20(1982):183-186.
- Shukla, S., Mathur, R., and Prakash, A.O. Antifertility profile of the aqueous extract of *Moringa oleifera* roots. Journal of Ethnopharmacology 22 (1988) 51-62.
- Shukla, S., Mathur, R., and Prakash, A.O. Histoarchitecture of the genital tract of ovariectomized rats treated with an aqueous extract of *Moringa oleifera* roots. Journal of Ethnopharmacology 25 (1989) : 249-261.
- Shukla, S., Mathur, R., Mathur, and Prakash, A.O. Fertility regulation through indigeneous plants and their mode of action. Planta Medica. 6 (1986) : 552-558.
- Siddiqui, S., and Khan, M.I. Pharmacological study of *Moringa pterygosperma*. Pakistan Journal of Scientific and Industrial Research. 11 (1968) : 268-272.
- Silverstein, R.M., Bassler, G.C., and Morrill, T.C. Spectrometric identification of organic compounds. 5th ed. Singapore : John Wiley & Sons., 1991.
- Singh, Y.N. Traditional medicine in Fiji : some herbal folk cures used by Fiji indians. Journal of Ethnopharmacology 15 (1986) : 57-88.
- Smolenski, S.J., Silinis, H., and Farnsworth, N.R. Alkaloid screening. VIII. Lloydia 38 (November. - December., 1975) : 497-528.
- Spruyt,J.P. (non) Specific properties of type vitamin c oxidase of the juices of the Kelor pea *Moringa oleifera*. Z.vitaminforsch. 10(1940):185.
- Steenis,J.V. ed.Spermatophyte. Series I. Indonesia:P.Noordhoff, 1954.

Swain, T. ed. Chemical plant taxonomy. London: Academic Press, 1963.

Tandon, S.P., Tiwari, K.P., and Gupta, A.P. Amino acid content of the seed of *Moringa concanensis*. Proc. Nat. Acad. Sci India. Sert. A. 37(1969): 121-123.

Tyler, V.E., Brady, L.R., and Robbers, J.E. Pharmacognosy. 8th ed. New York: Lea and Febiger, 1981.

Villasenor, I.M., Finch, P., Lim-Sylianco, C.Y., and Dayrit, F. Structure of a mutagen from roasted seeds of *Moringa oleifera*. Carcinogenesis 10 (1989): 1085-1087.

Villasenor, I.M., Lim-Sylianco, C.Y., and Dayrit, F. Studies on *Moringa oleifera* seeds. II. Thermal degradation of roasted seeds. Philippine J. Sci. 119(190):33-39.

Weniger, B., Rouzier, M., Daguilh, R., Henrys, D., Henrys, J.H., and Anton, R. Popular medicine of the central plateau of Haiti. 2. ethnopharmacological inventory. Journal of Ethnopharmacology 17 (1986): 13-30.



ศูนย์วิทยทรัพยากร
จุฬาลงกรณ์มหาวิทยาลัย



ศูนย์วิทยทรัพยากร
จุฬาลงกรณ์มหาวิทยาลัย




Figure 4 Moringa pterygosperma Gaertn.

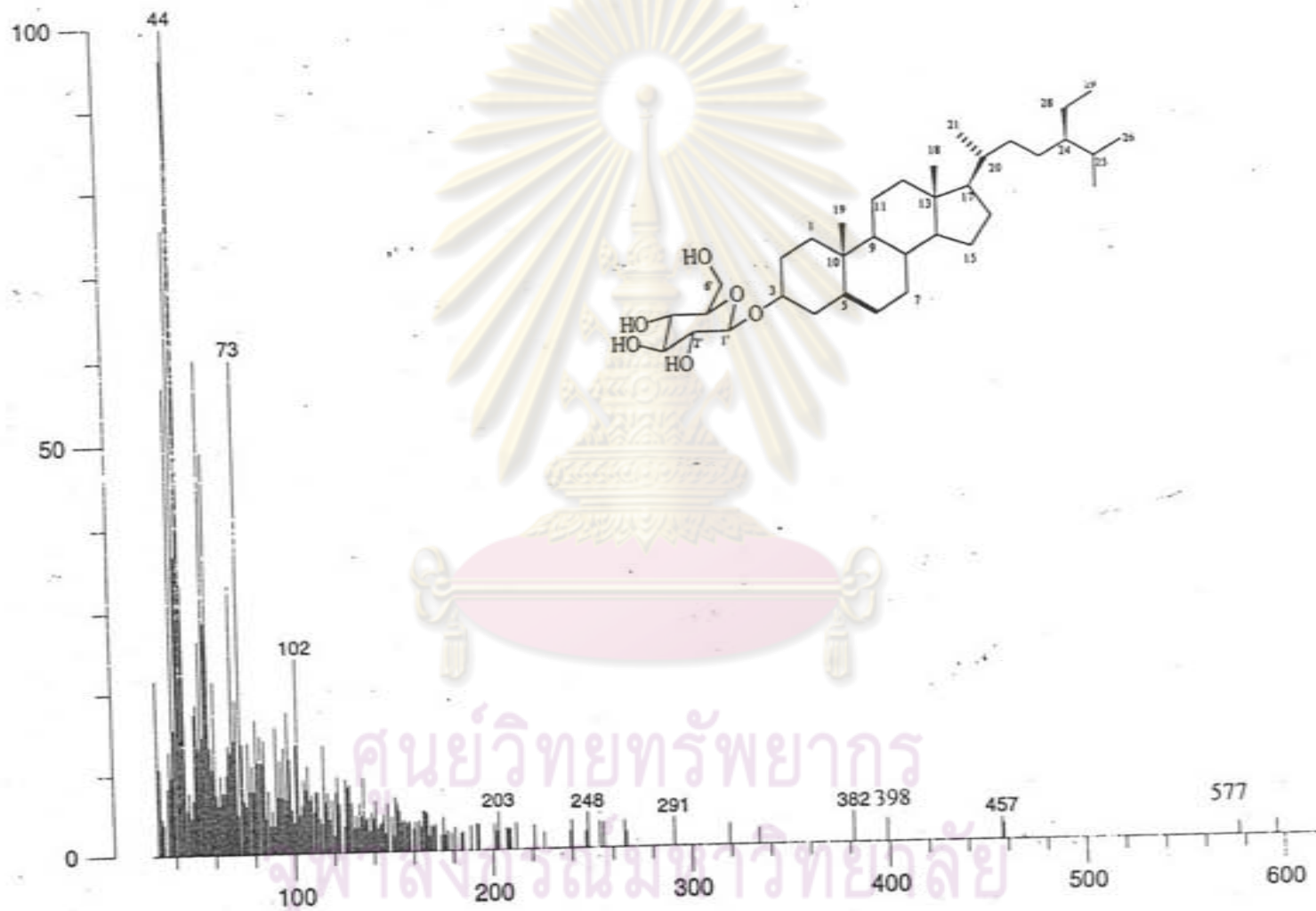


Figure 5 EI mass spectrum of PPT8

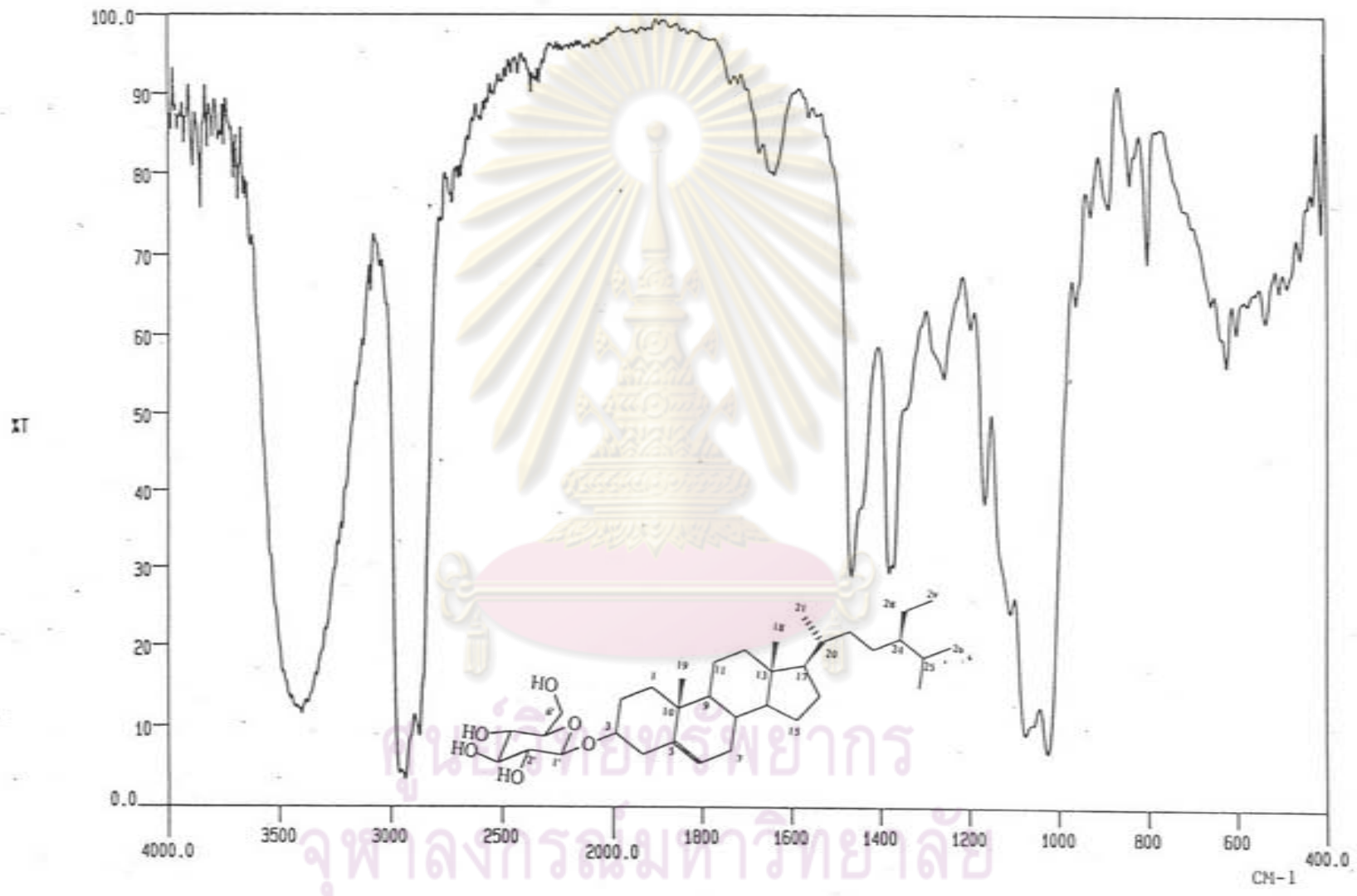


Figure 6 IR spectrum of PPT8 (Kbr disc)

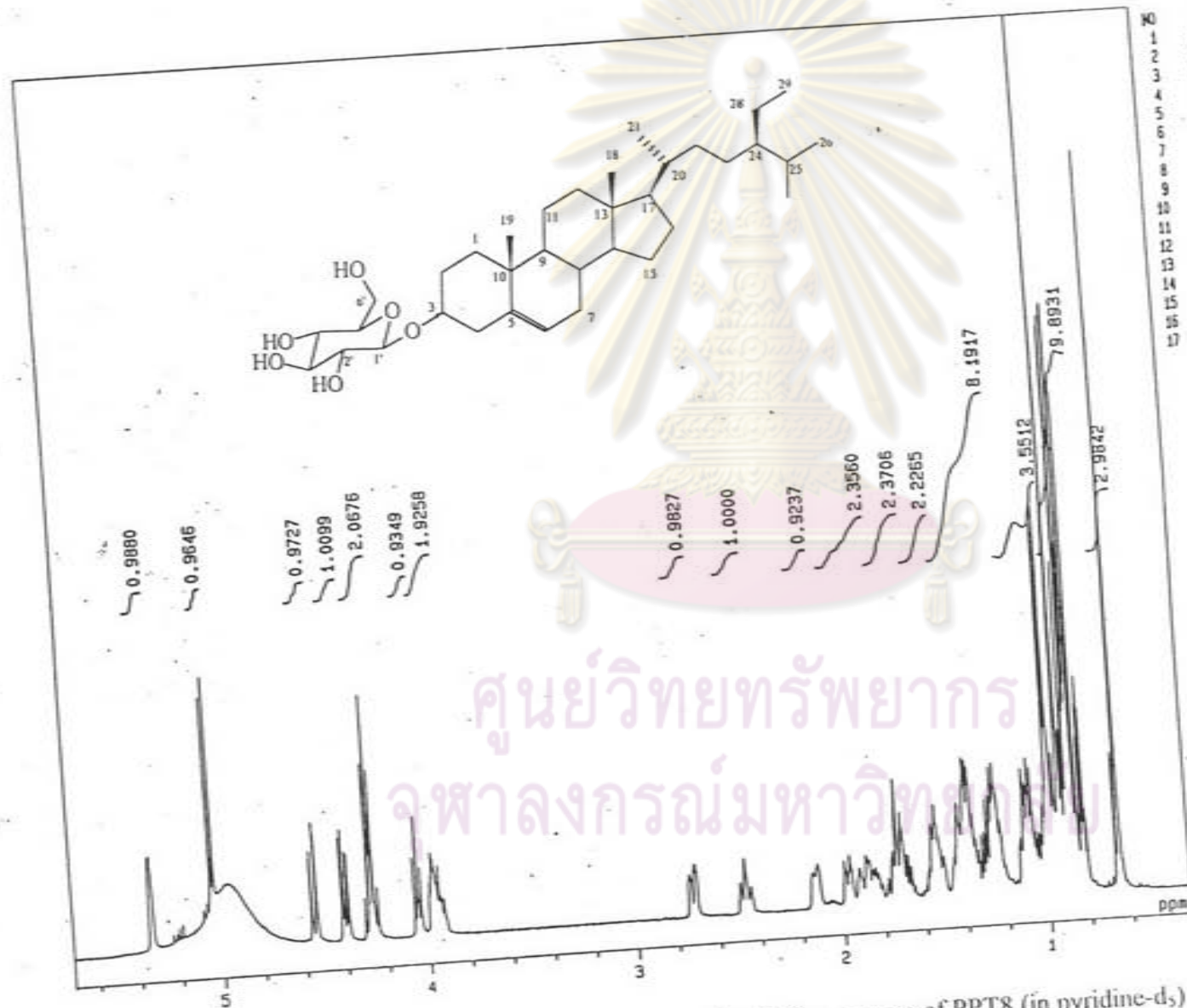


Figure 7 The 500 MHz ¹H NMR spectrum of PPT8 (in pyridine-d₅)

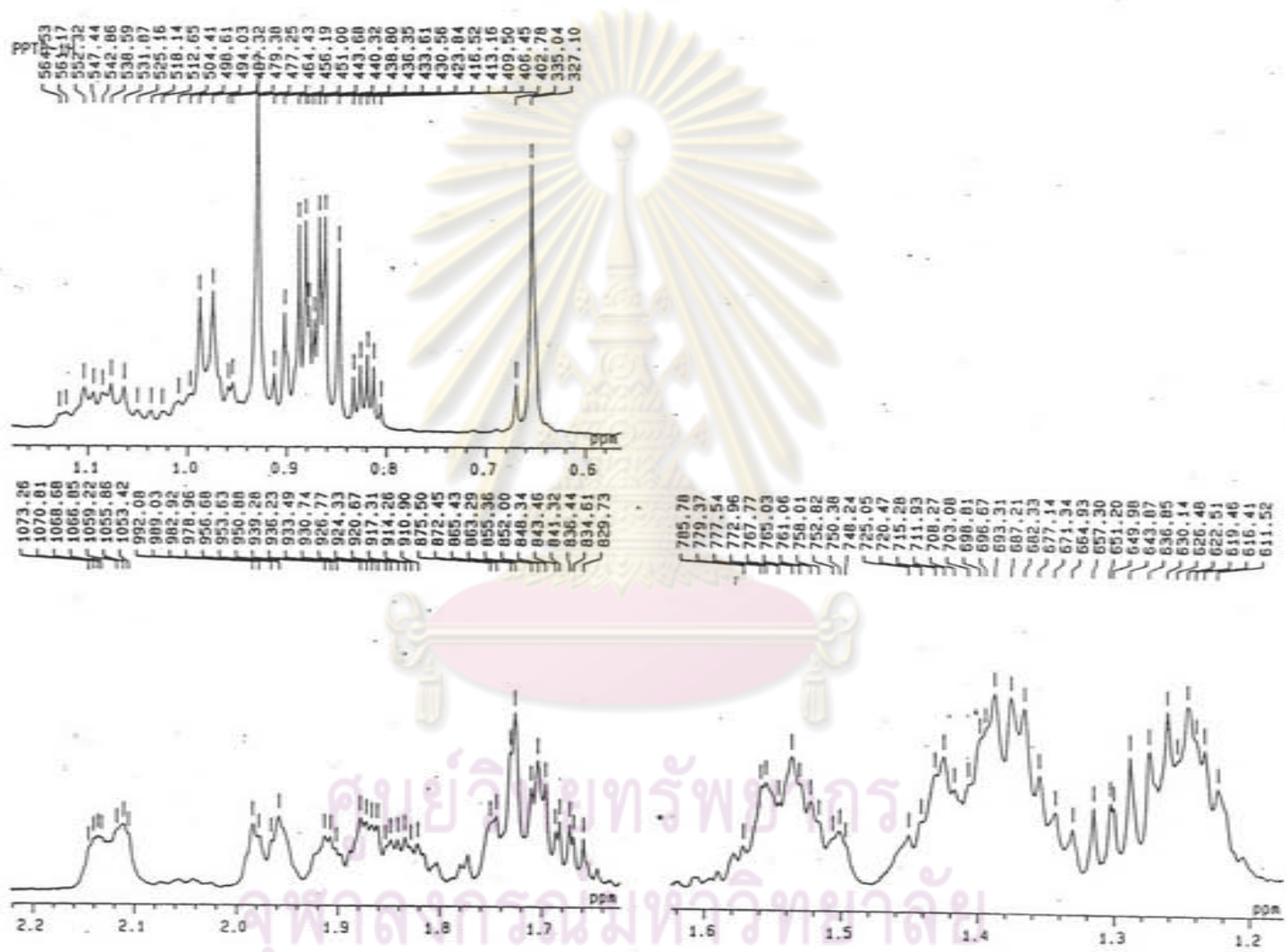


Figure 8 Expansion of the 500 MHz ¹H NMR of PPT8 (upfield region)

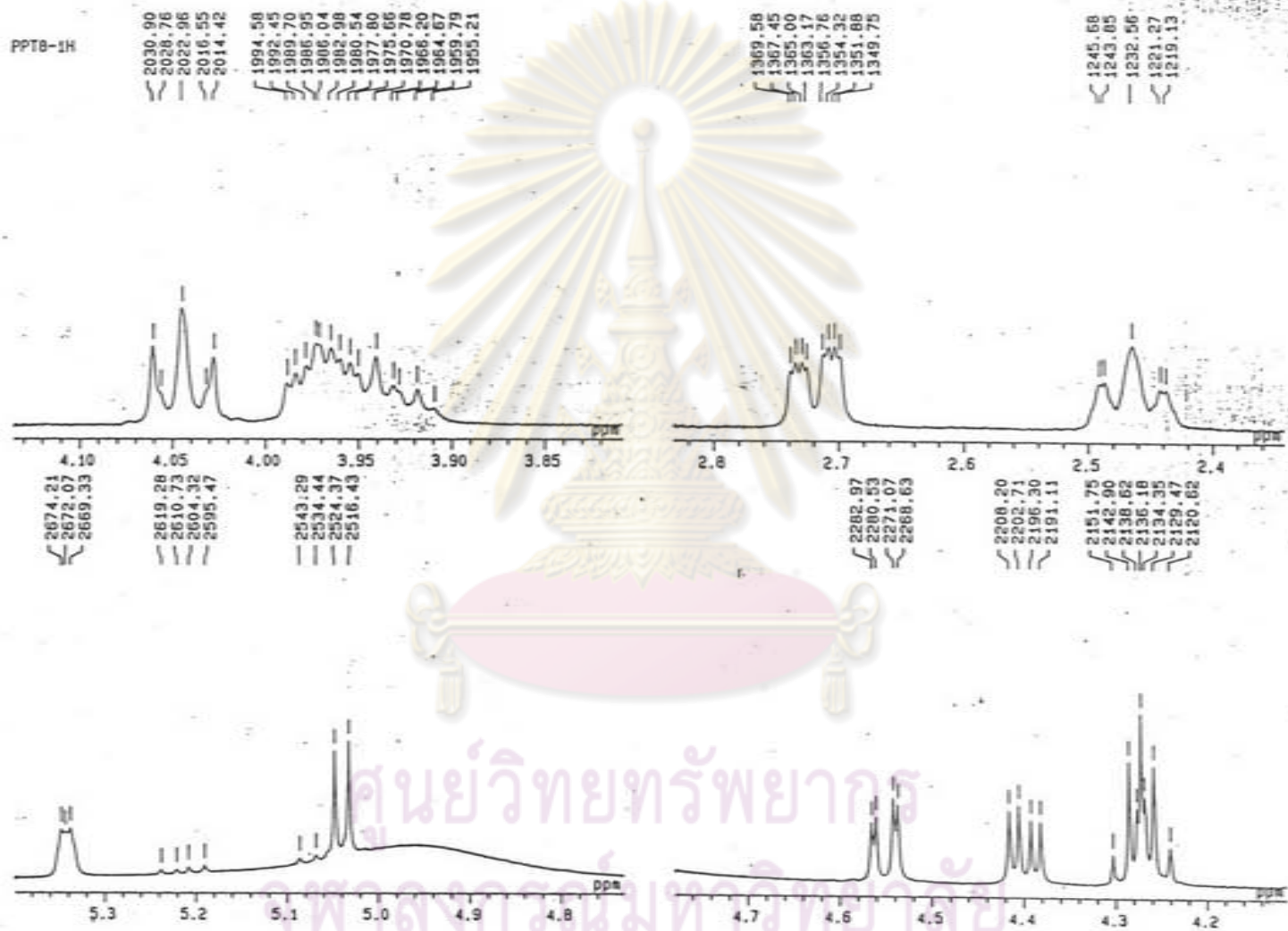


Figure 9 Expansion of the 500 MHz ^1H NMR of PPT8 (downfield region)

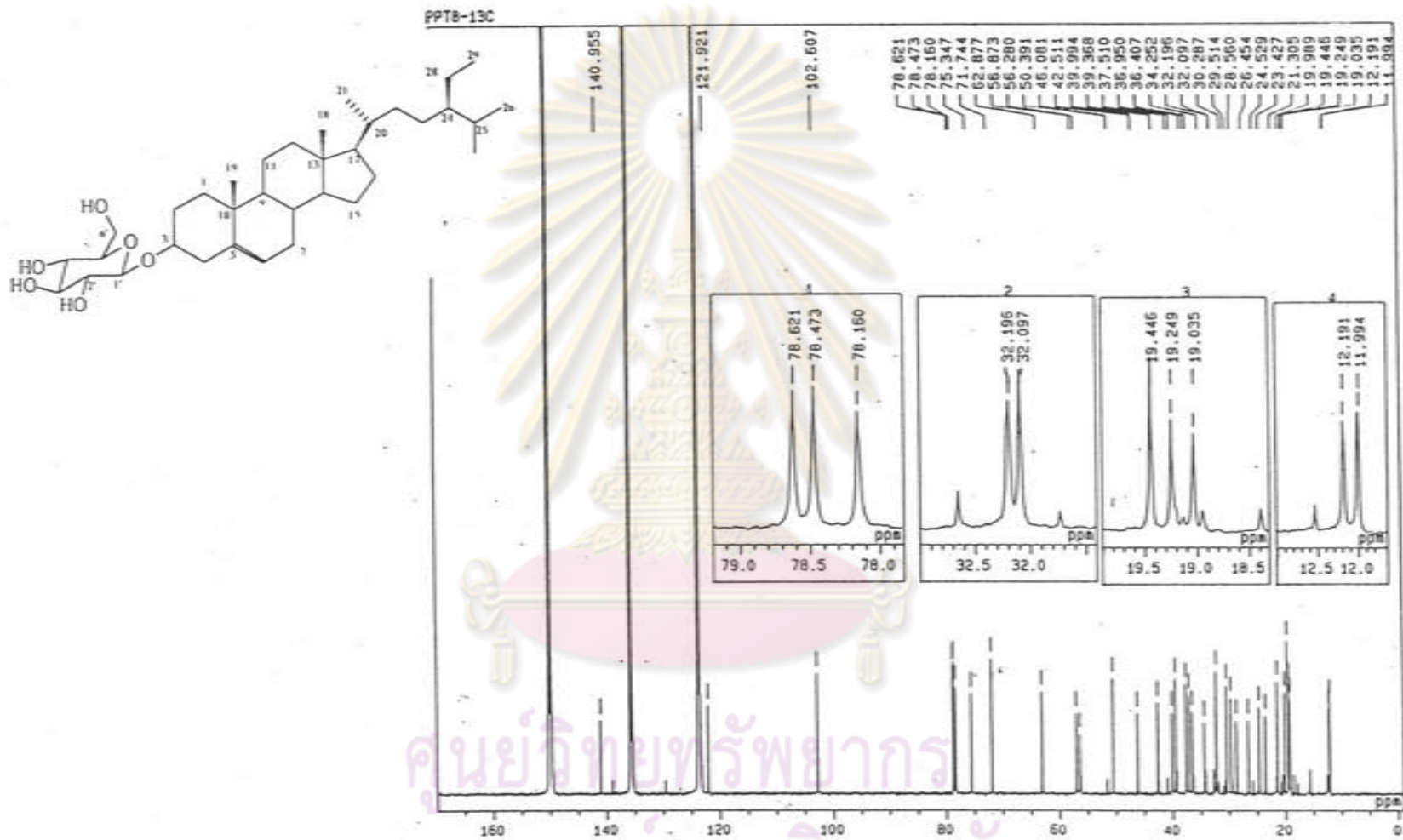


Figure 10 The 125 MHz ^{13}C NMR spectrum of PPT8 (in pyridine- d_5)

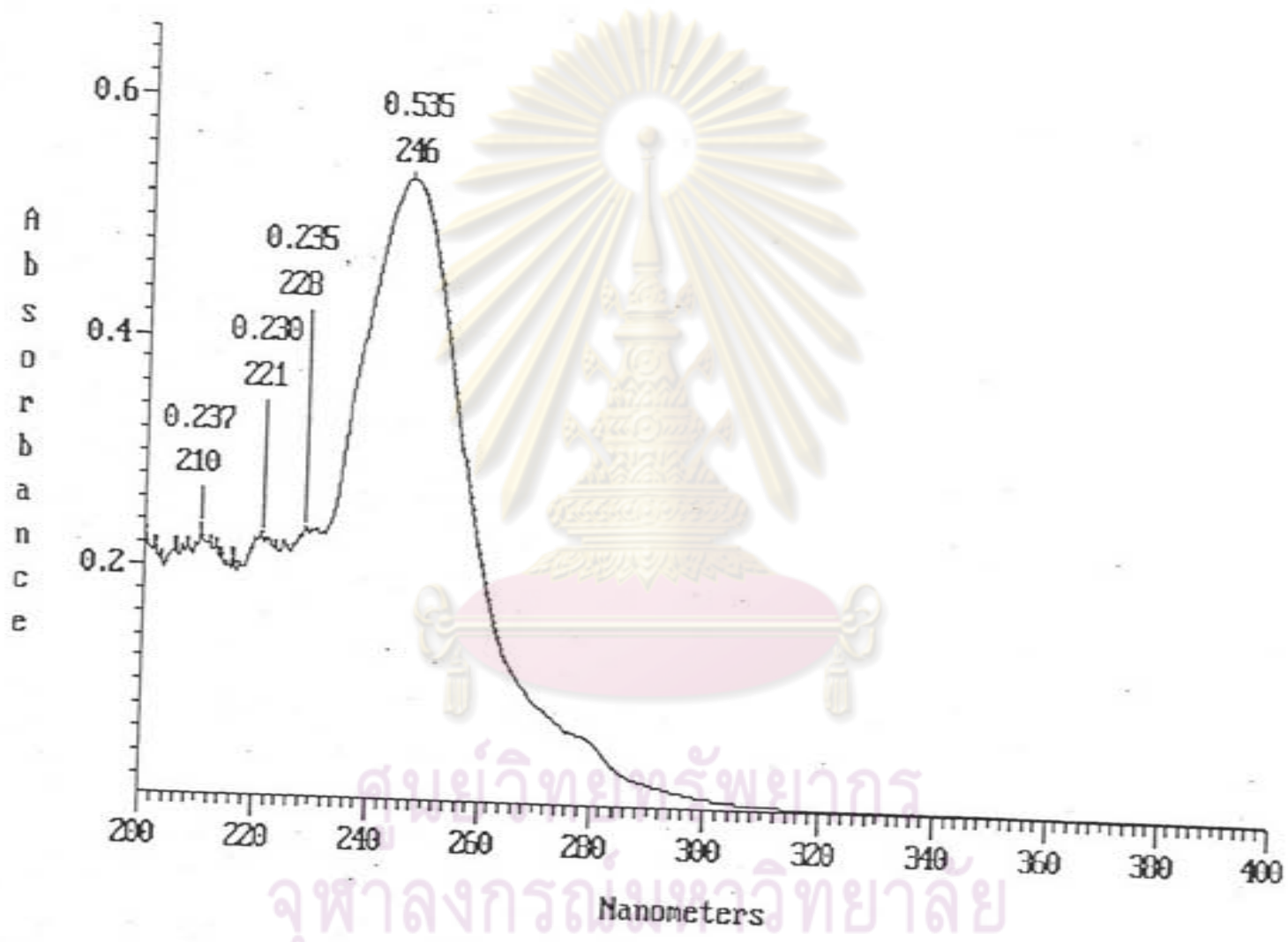


Figure 11 UV spectrum of J1 (in CHCl_3 -MeOH=1:1)

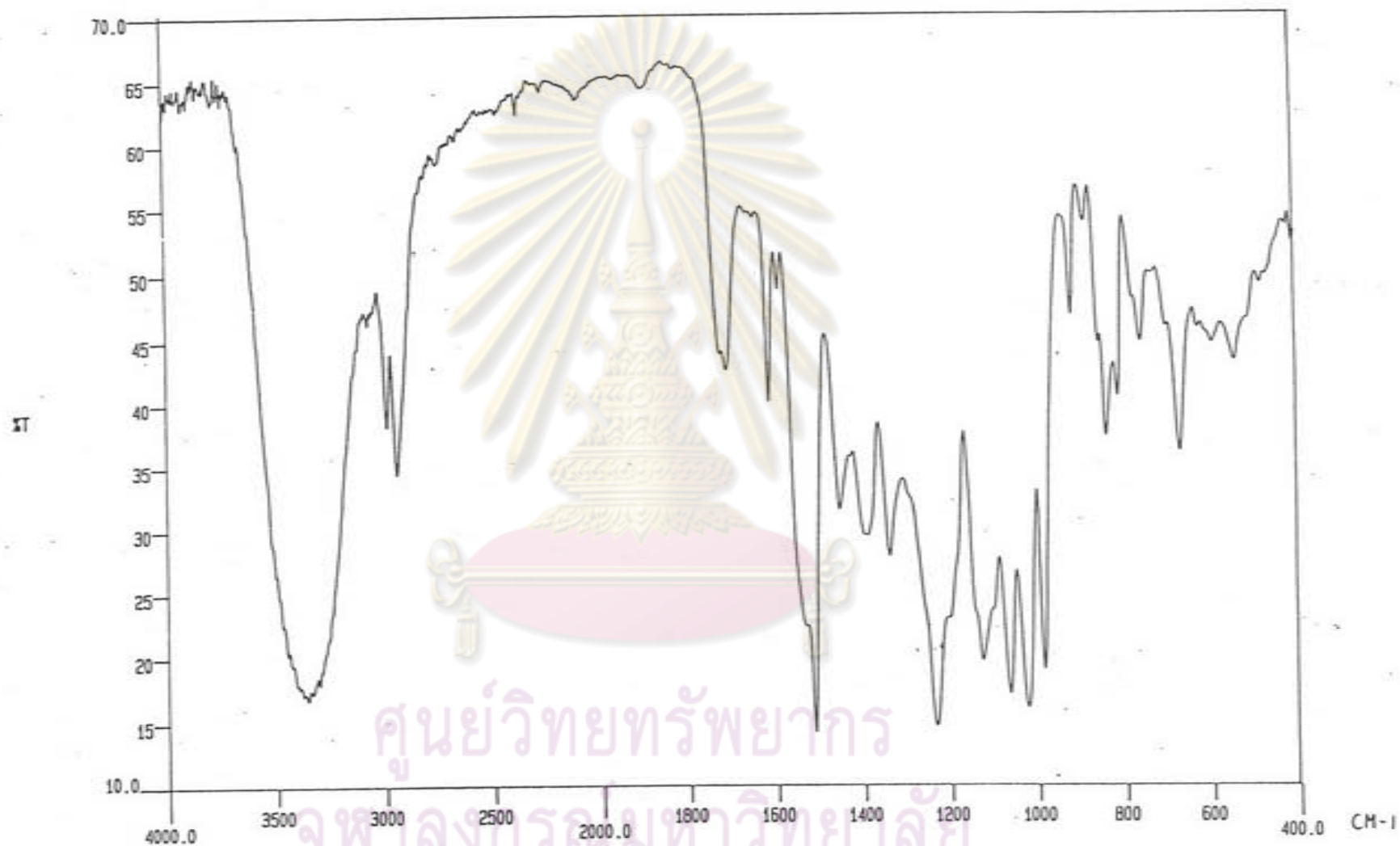


Figure 12 IR spectrum of J1 (neat)

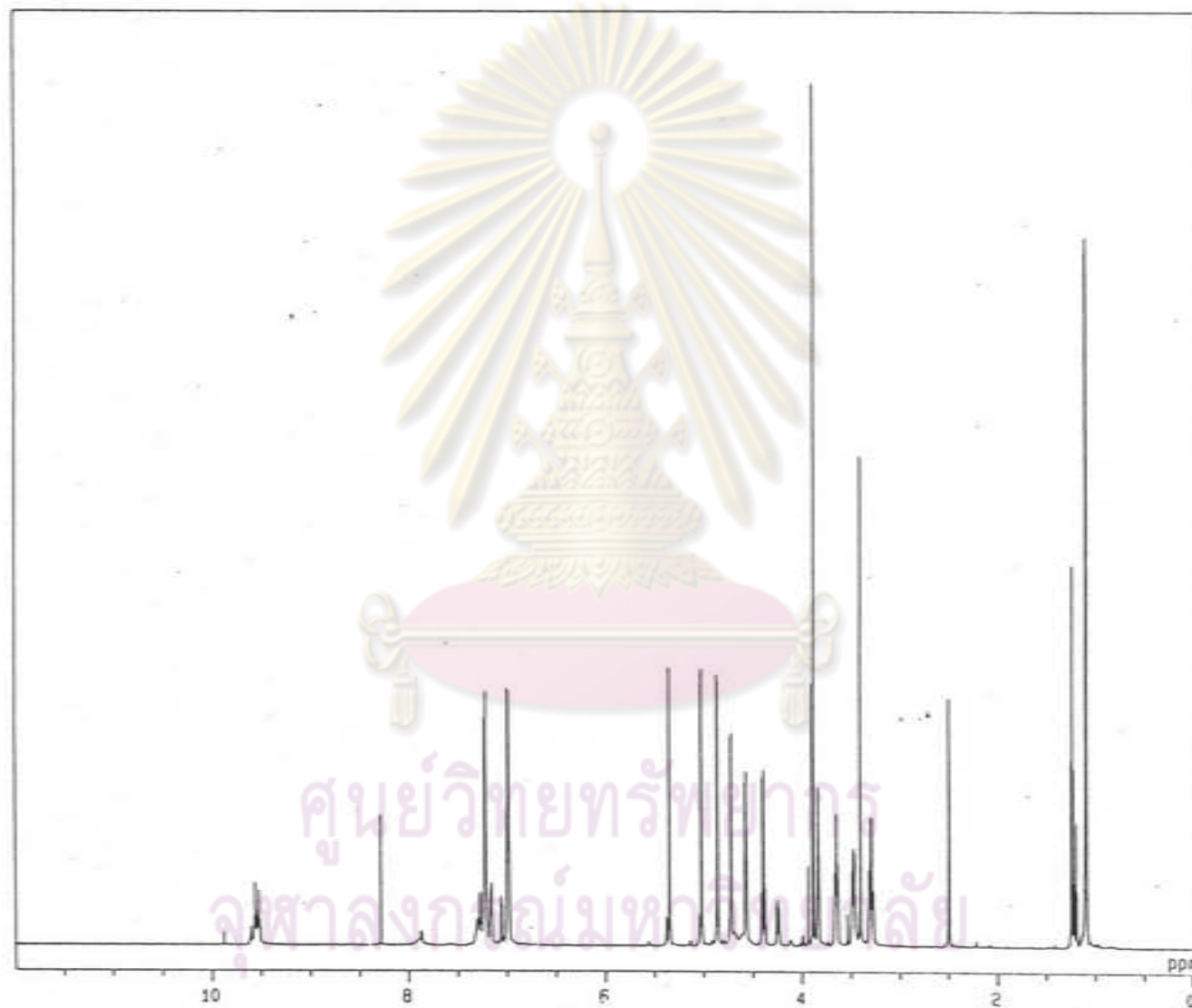


Figure 13 The 500 MHz ^1H NMR spectrum of J1 (in DMSO-d_6)

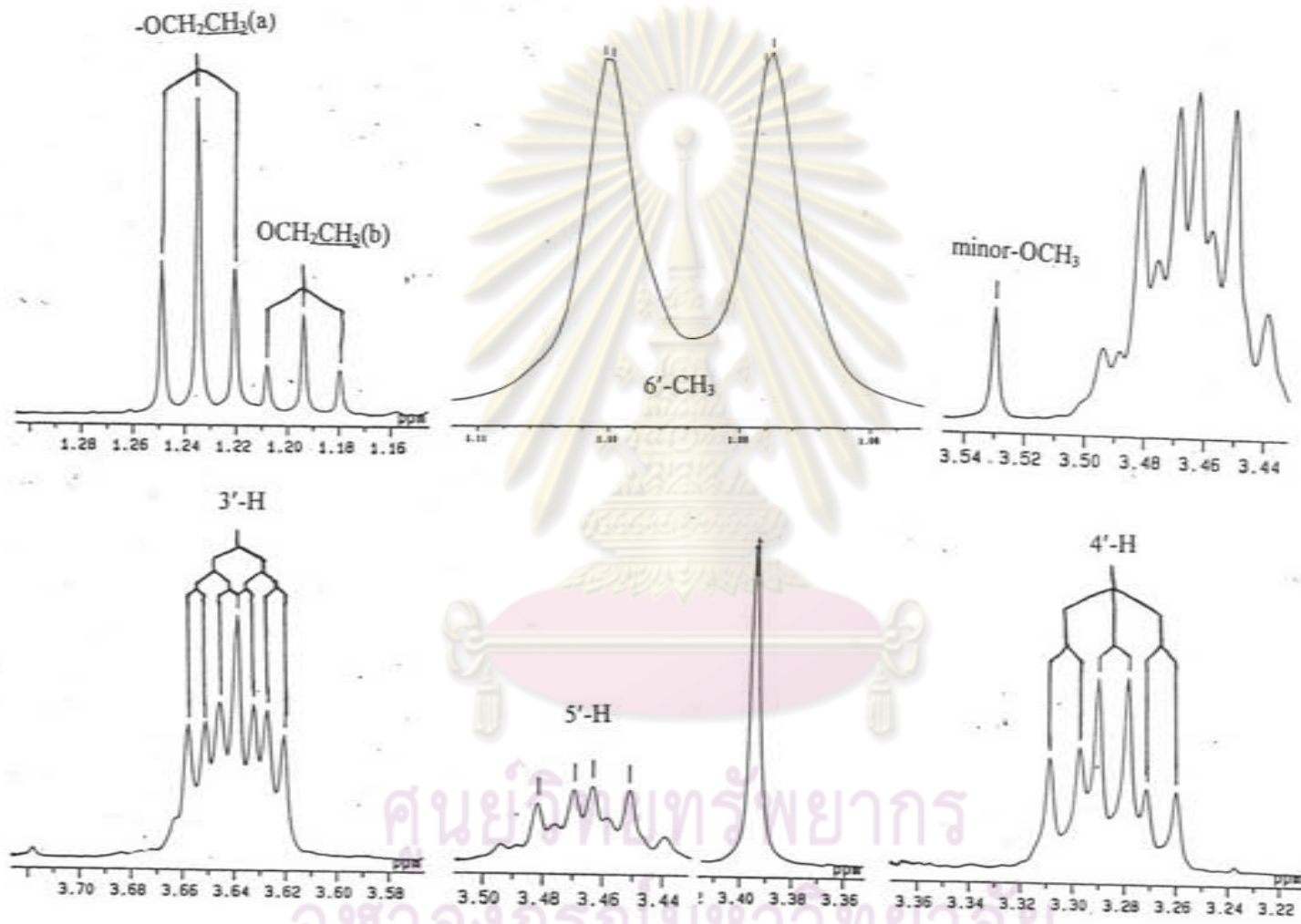


Figure 14 Expansion of the 500 MHz ^1H NMR of J1

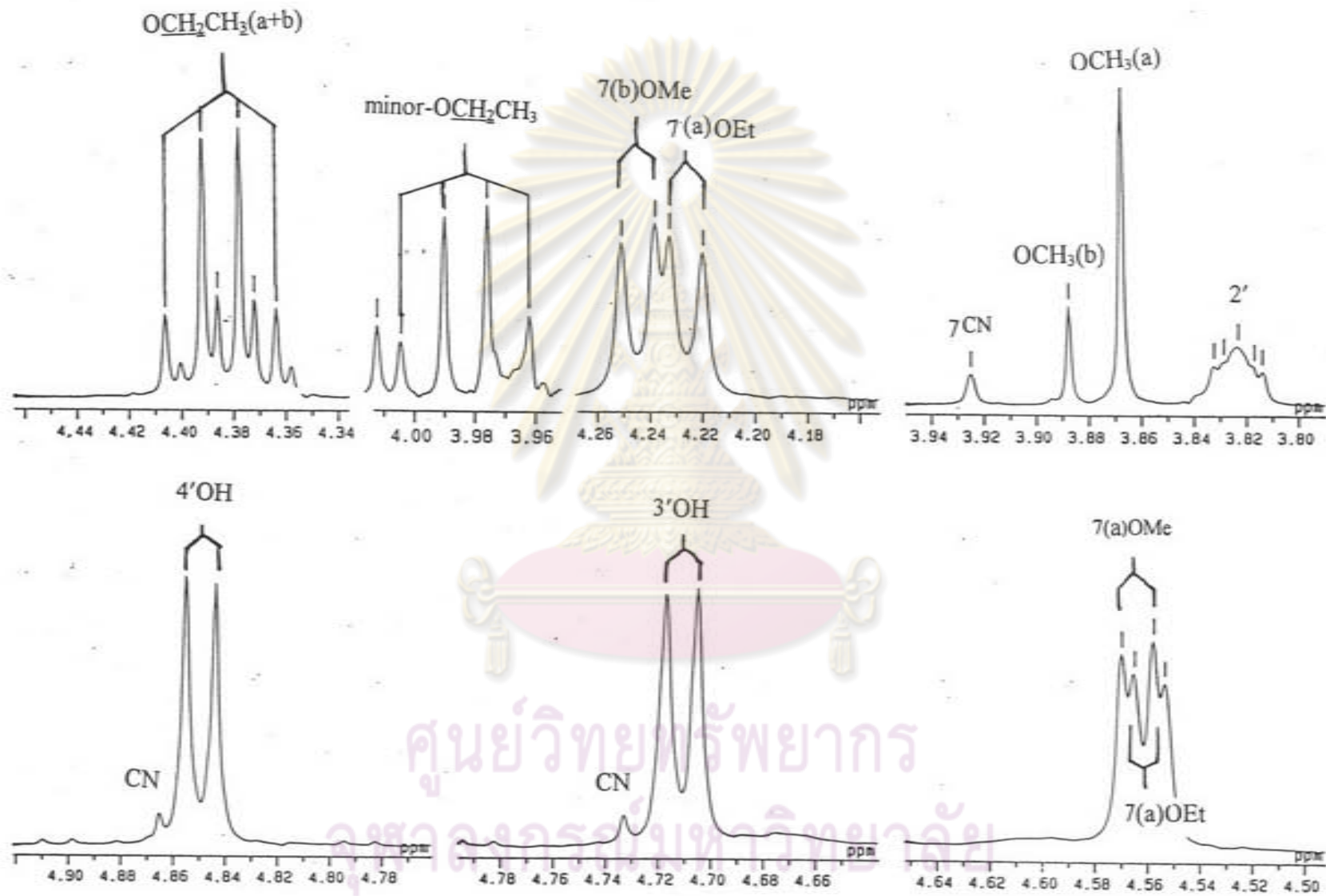


Figure 15 Expansion of the 500 MHz ^1H NMR of J1

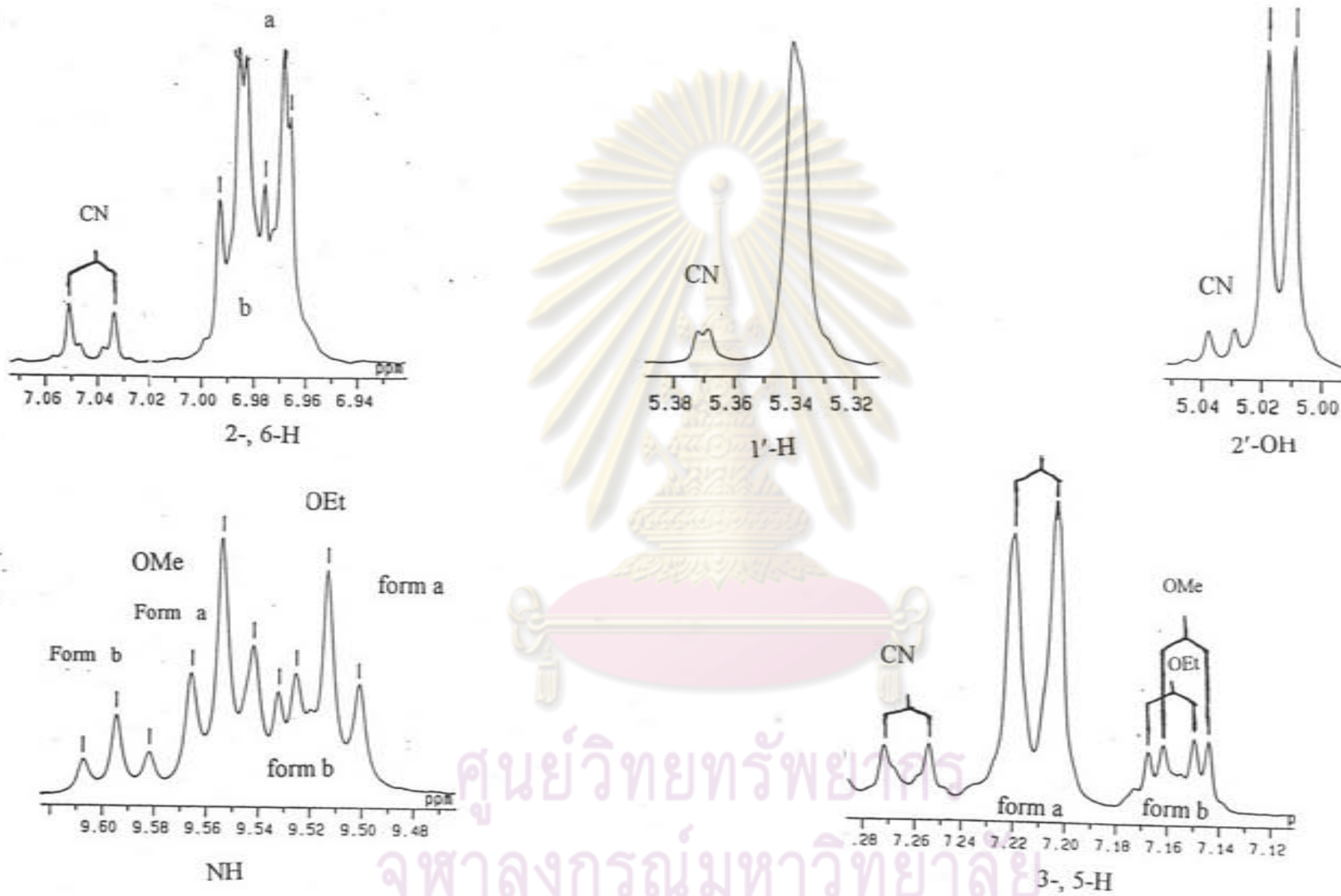


Figure 16 Expansion of the 500 MHz ^1H NMR of J1

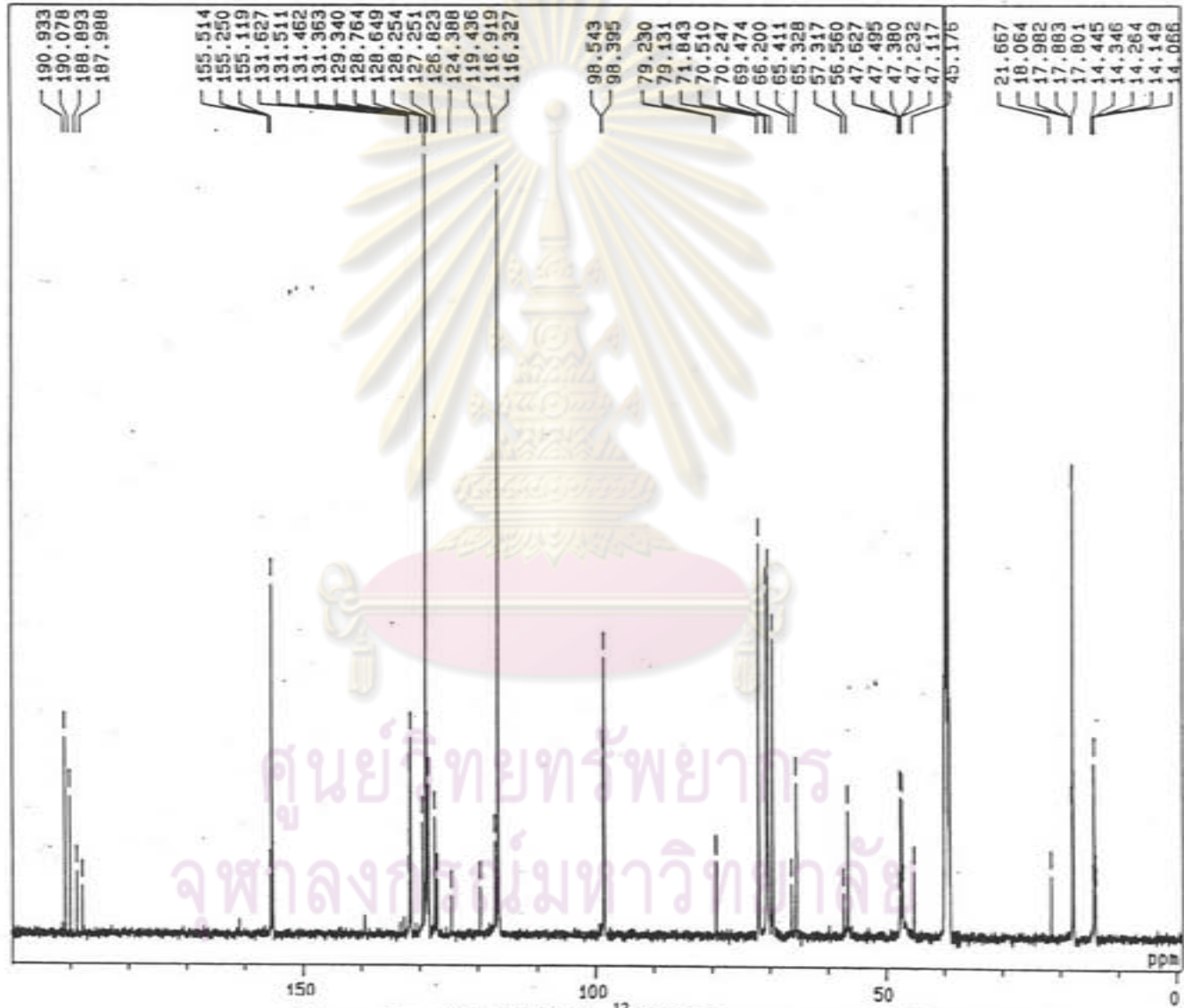


Figure 17 The 125 MHz ^{13}C NMR spectrum of J1 (in DMSO-d_6)

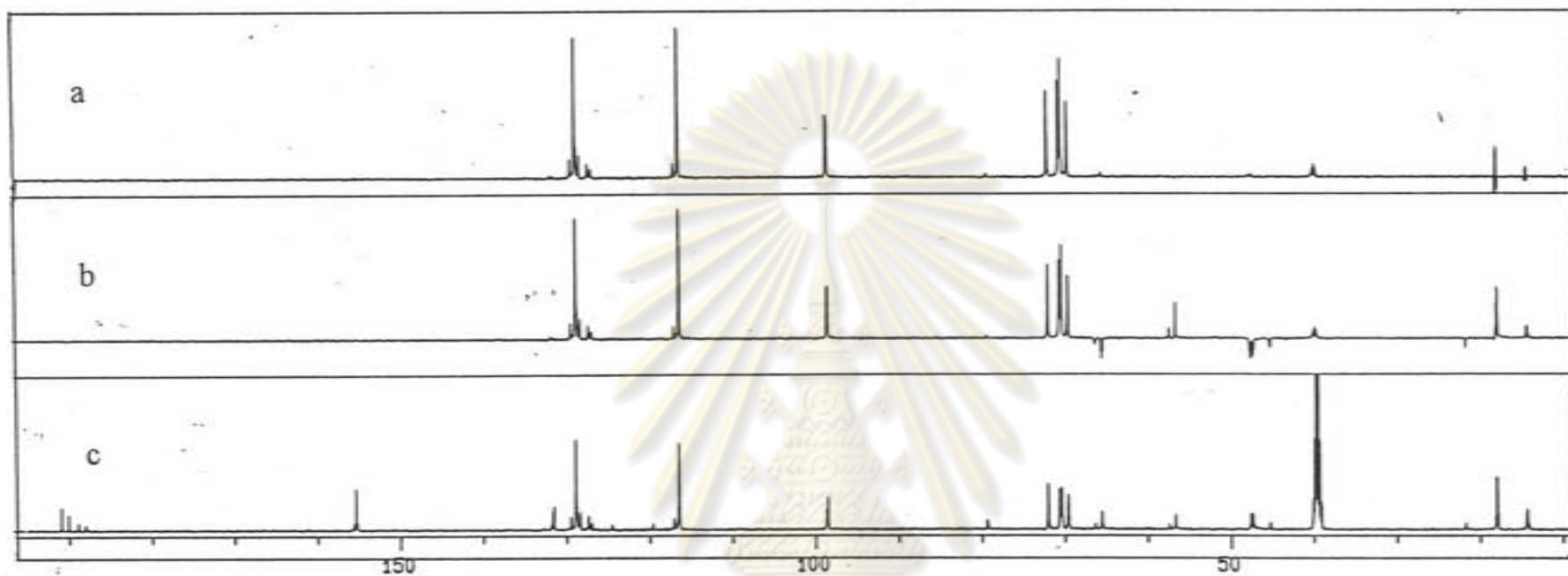


Figure 18 The 125 MHz ^{13}C DEPT NMR spectrum of J1 (in DMSO-d_6)

a. ^{13}C DEPT - 90

b. ^{13}C DEPT - 135

c. Normal spectrum

ศูนย์วิจัยทรัพยากร
จุฬาลงกรณ์มหาวิทยาลัย

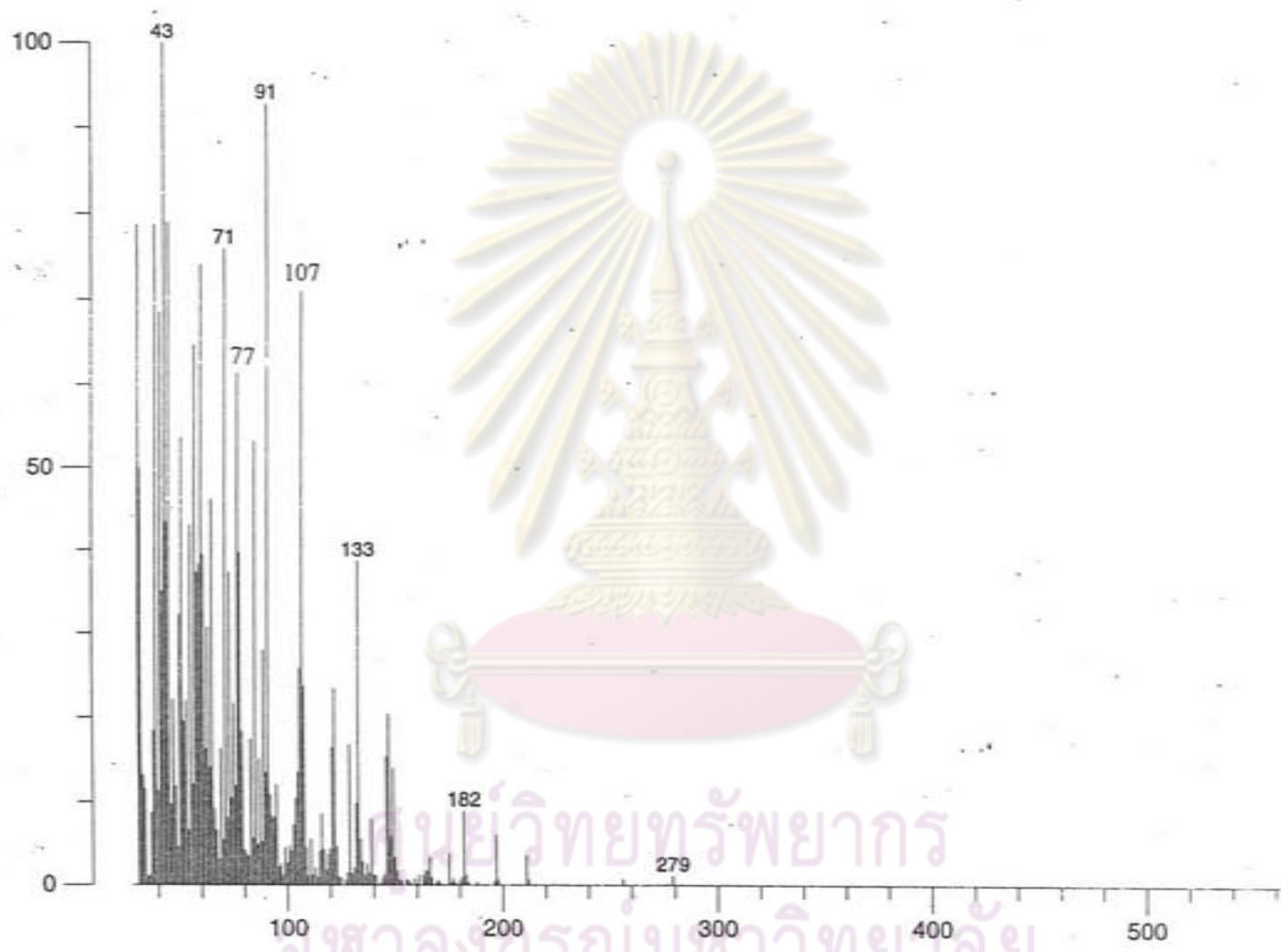


Figure 19 EI mass spectrum of J1

ศูนย์วิทยุทรัพยากร
จุฬาลงกรณ์มหาวิทยาลัย




Figure 20 HPLC chromatogram from J1

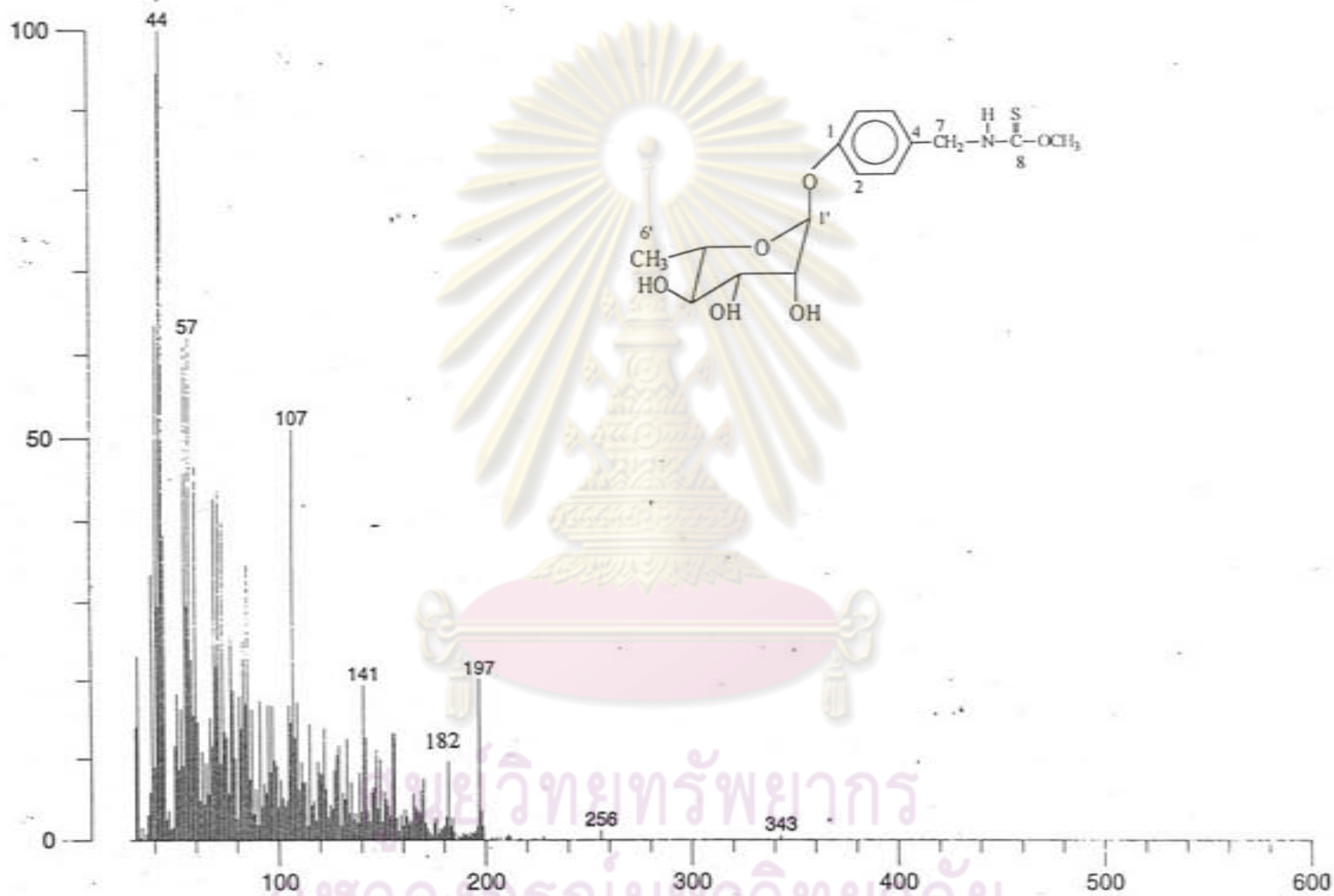


Figure 21 EI mass spectrum of niazinin A

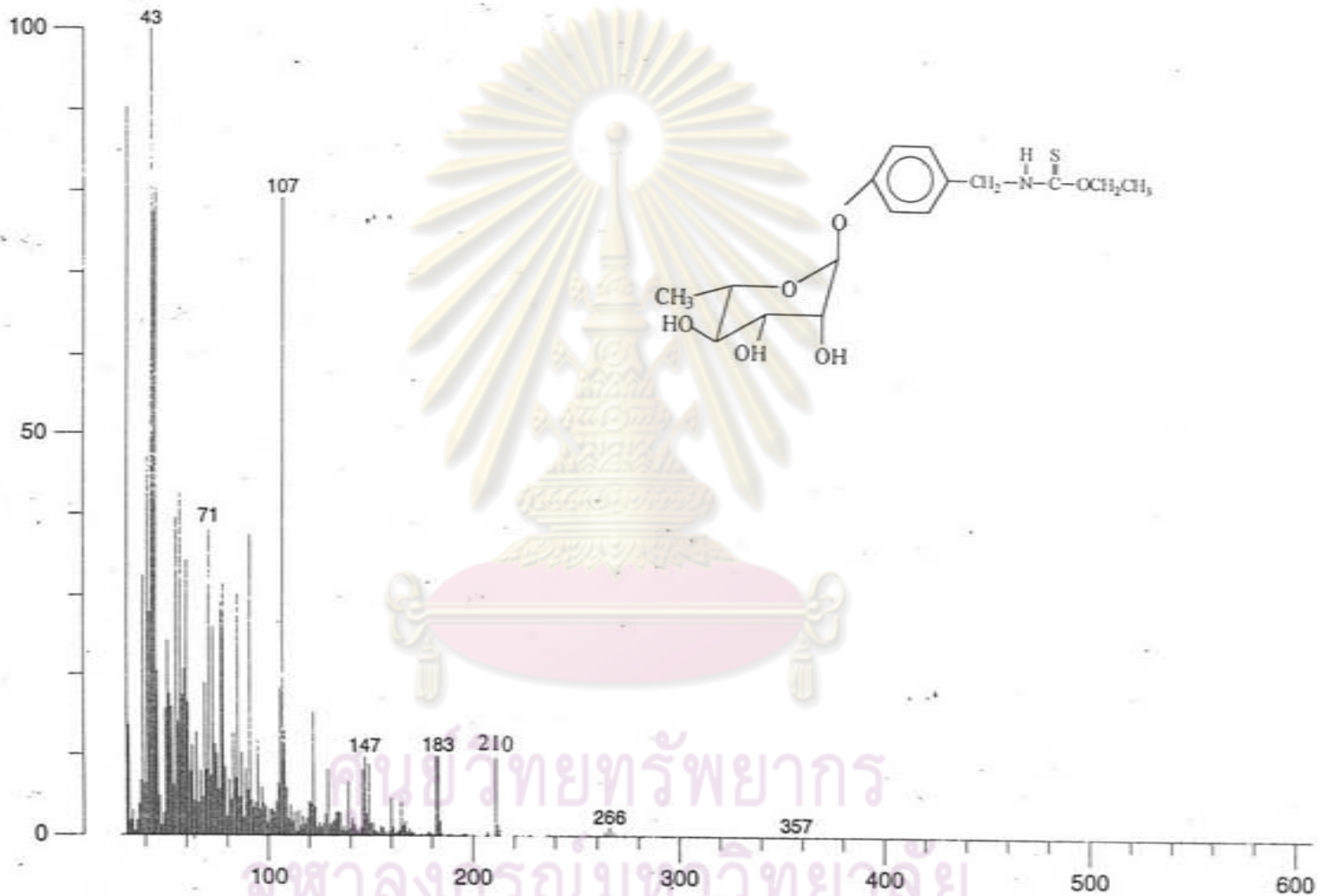


Figure 22 EI mass spectrum of niazimicin




Figure 26 NOE spectrum of J1 irradiated at 4.23 ppm




Figure 27 NOE spectrum of J1 irradiated at 4.56 ppm

VITA

Miss Junya Intaranongpai was born in Ubonratchathani, Thailand. She received her Bachelor degree of Sciences in Pharmacy in 1991 from the Faculty of Pharmaceutical Sciences, Chulalongkorn University, Thailand. At present she is a faculty member of the Department of Pharmaceutical Chemistry and Natural Product, Faculty of Pharmaceutical Sciences, Ubonratchathani University, Thailand.



ศูนย์วิทยทรัพยากร
จุฬาลงกรณ์มหาวิทยาลัย