

REFERENCES

- Abollino, O., Aceto, M., Malandrino, M., Sarzanini, C., and Mentasi, E. 2003. Adsorption of heavy metals on Na-montmorillonite. Effect of pH and organic substances. Water Res. 37 : 1619-1627.
- Abu-Rukah, Y., and Kofahi, O. 2001. The assessment of the effect of landfill leachate on groundwater quality-a case study. El-Akader landfill site-north Jordan. J. of Arid Environ. 49 : 615-630.
- Alloway, B.J. 1995b. Cadmium. In: Alloway, B.J. (Ed). Heavy metals in soils. 2nd . Blackie Academic and Professional. London : 38-57. Cited in Abollino, O., Aceto, M., Malandrino, M., Sarzanini, C., and Mentasi, E. 2003. Adsorption of heavy metals on Na-montmorillonite. Effect of pH and organic substances. Water Res. 37 : 1619-1627.
- Al-Muzaini, S., Umair, M., and Musimani, K. 1995. Characterization of landfill leachates at a waste disposal site in Kuwait. Environ. Inter. 21(4) : 399-405.
- Aluko, O.O., Sridhar, M.K.C., and Oluwande, P.A. 2003. Characterization of leachates from a municipal solid waste landfill site in Ibadan, Nigeria. J. Environ. Health 2(1) : 33-37.
- Alumaa, P., Steinnes, E., Kirso, and Petersell, V. 2001. Heavy metal sorption by different Estonian soil types at low equilibrium solution concentrations. Proc. Estonian Acad. Sci. Chem. 50(2) : 104-115.
- Al-Wabel, M.A., Heil, D.M., Westfall, D.G., and Barbarick, K.A. 2002. Sorption Chemistry influence on metal mobility in biosolids-amended soils. J. Environ. Qual. 31 : 1157-1165.
- American Society for Testing and Materials (ASTM). 1993. Standard test method for distribution ratios by the short-term batch method (D 4319-93). ASTM (April) : 1-6.
- Anderson, P.R., and Christensen, T.H. 1988. Distribution coefficients of Cd, Co, Ni, and Zn in soils. J. Soil. Sci 39 : 15-22.

- Antoniadis, V., and Alloway, B.J. 2002. The role of dissolved organic carbon in the mobility of Cd, Ni and Zn in sewage-amended soils. J. Environ. Pollut. 117: 515-521.
- Appel, C., and Ma, L. 2002. Concentration, pH, and surface charge effects on cadmium and lead sorption in three tropical soil. J. Environ. Qual. 31 : 581-589.
- Arias, M., Novo, C.P., Osorio, F., Lopez, E., and Soto, B. 2005. Adsorption and desorption of copper and zinc in the surface layer of acid soils. J. Colloid Interface Sci. 288 : 21-29.
- Banat, K.M., Howari, F.M., and Al-Hamad, A.A.. 2005. Heavy metals in urban soils of central Jordan: Should we worry about their environmental risks?. Environ. Res. 97 : 258-273.
- Barker, J.F., Barbash, J.E., and Labonte, M. 1988. Groundwater contamination at a landfill sited on fractured carbonate and shale. J. Contam. Hydrol. 3 : 1-25.
- Baun, A., Ledin, A., Reitzel, A., Bjerg, P.L., and Christensen, T.H. 2004. Xenobiotic organic compounds in leachate from ten Danish MSW landfill-chemical analysis and toxicity tests. Water Res. 38 : 3845-3858.
- Baun, D.L. and Christensen, T.H. 2004. Speciation of heavy metals in landfill leachate : a review . Waste Manage. Res. 22 : 3-23.
- Becker, U., and Peiffer, S. 1997. Heavy-metal ion complexation by particulate matter in the leachate of solid waste : a multi-method approach. J. Contam. Hydrol. 24 : 313-344.
- Bejat, L., Perfect, E., Quisenberry, V.L., Coyne, M.S., and Haszler, G.R. 2000. Solute transport as related to soil structure in unsaturated intact soil blocks. Soil Sci Socie. America J. 64 : 818-826.
- Bellir, K., Lehocine, B. L., Meniai, A.H., and Gherbi, N. 2005. Study of the retention of heavy metals by natural material used as liners in landfill. Desalination 185 : 111-119.
- Boonsener, M., Buaphan, C., Kothaphan, J., Lim, M. 1994. The contamination of shallow aquifer from landfill leachate case study: Khon Kaen town. Technology and Northeast Development Conference : 334-362 (in Thai).

- Bradl, H.B. 2004. Adsorption of Heavy Metals Ions on Soils and Soils Constituents. J. Colloid Interface Sci. 277 : 1-18 pp.
- Buaphan, C., and Boonsener, M. 2003. Heavy metals in groundwater due to Khon Kaen landfill site leachate. 2nd National Environmental Conference (Janyoury) : 284-296 (in Thai).
- Buchter, B., Davidoff, B., Amacher, M.C., Hinz, C., Iskandar, I.K., and Selim, H.M. 1989. Correlation of Freundlich K_d and n retention parameters with soils and elements. Soil Sci. 148(5) : 370-379.
- Calace, N., Liberatori, A., Petronio, B.M., and Pietroletti, M. 2001. Characteristics of different molecular weight fraction of organic matter in landfill leachate and their role in soil sorption of heavy metals. Environ. Pollut. 113 : 331-339.
- Cavallard, N., and McBride, M.B. 1978. Copper and cadmium adsorption characteristics of selected acid and calcareous soils. Soil Sci. Socie. of America J. 42 : 550-556.
- Chaturvedi, P.K., Seth, C.S., and Misra, V. 2006. Sorption kinetics and leachability of heavy metal from the contaminated soil amended with immobilizing agent (humus soil and hydrozyapatite). Chemosphere 64 1109-1114.
- Chlopecka, A., Bacon, J.R., and Wilson, M.J., Kay, J. 1996. Forms of cadmium, lead, and zinc in contaminated soils from Southwest Poland. J. Environ. Qual 25 : 69-79.
- Christensen, J.B., Jensen, D.L., and Christensen, T.H.. 1996. Effect of dissolved organic carbon on the mobility of cadmium, nickel and zinc in leachate polluted groundwater. Water Res. 30 (12) : 3037-3049.
- Christensen, J.B., Jensen, D.L., Grøn, C., Filip, Z., and Christensen, T.H. 1998. Characterization of the dissolved organic carbon in landfill leachate-polluted groundwater. Water Res. 32(1) : 125-135.
- Christensen, T.H. 1989. Cadmium soil sorption at low concentrations: VIII. Correlation with soil parameters. Water, Air, and Soil Pollut. 44 : 71-82.
- Christensen, T.H., Kjeldsen, P., Bjerg, P.L., and Jensen, D.L. 2001. Biogeochemistry of landfill leachate plumes. Appl. Geochem. 16 : 659-718.

- Chuangcham, U., Lertsirivorakul, R., Charusiri, P., and Wirojanagud, W. 2005. Hydrogeological assessment of the Kham Bon landfill site, Ban Kham Bon, Muang District, Khon Kaen Province, NE Thailand . Proceedings of the Internaitonal Conference on Geology, Geotechnology and Mineral Resources of INDOCHINA, Khon Kaen, Thailand November 28-30 : 253-258.
- Chuangcham, U., Wirojanagud, W., Charusiri, P., and Lertsirivorakul, R. 2006. Sorption and Transport from landfill leachate to surface and subsurface environment at Ban Kham Bon, Muang District, Khon Kaen Province, NE Thailand. International Conference – Hazardous Waste Management for a Sustainable Future January 10-12 : 185.
- Covelo, E.F., Andrade, M.L., and Vega, F.A. 2004. Heavy metal adsorption by humic umbrisols: selectivity sequence and competitive sorption kinetic. J. colloid Interface Sci. 280 : 1-8.
- Costa, C., and Rydin, C.J.2001. Site investigation on heavy metals contaminated ground in Estarrega-Portugal. Eng. Geol. 60: 39-47.
- Critto, A., Claudio, C., and Marcomini, A. 2003. Characterization of contaminated soil and groundwater surrounding an illegal landfill (S. Giuliano, Venice, Italy) by principal component analysis and kriging . Environ. Pollut. 122 : 235-244.
- Das, N., and Jana, R.K. 2006. Adsorption of some bivalent heavy metal ions from aqueous solutions by manganese nodule leached residues. J. Colloid Interface Sci. 293 : 253-262.
- Devinny, J.S., Everett, L.G., Lu, J.C.S., and Stollar, R.L. 1990. Subsurface migration of hazardous wastes. New York : Van Nostrand Reinhold.
- Domenico, P.A., and Schawartz, F.W. 1998. Physical and chemical hydrogeology. 2nd . New York : John Wiley & Sons, Inc.
- Driscoll, F.G. 1986. Groundwater and wells. Minnesota : Johnson Filtration Systems Inc.

- Echeverría, J.C., Morera, M.T., Mazkaran, C., Garrido, J.J. 1998. Competitive sorption of heavy metal by soils. Isotherm and fractional factorial experiments. Environ. Pollut. 101 : 275-284.
- Elliott, H.A., Liberati, M.R., and Huang, C.P. 1986. Competitive adsorption of heavy metals by soils. J. Environ. Qual. 15 (3): 214-219.
- Elzahabi, M., and Yong, R.N. 2001. pH influence on sorption characteristics of heavy metal in the vadose zone. Eng. Geol. 60 : 61-68.
- Erses, A.S., and Onay, T.T., 2005. In situ heavy metal attenuation in landfill under methanogenic conditions. J. Hazard. Mater. B99 : 159-175.
- Erses, A.S., Fazal, M.A., Onay, T.T., and Craig, W.H. 2005. Determination of solid waste sorption capacity for selected heavy metals in landfill. J. Hazard. Mater. B121 : 223-232.
- Evan, L.J., Sengdy, B., Lumsdon, D.G., and Stanbury, D.A. 2003. Cadmium adsorption by an organic soil : a comparison of some humic-metal complexation models. Chem. Speciation Bioavailability, 15(4) : 93-100.
- Fan, H.J., Shu, H.Y., Yang, H.S., and Chen, W.C. 2006. Characteristics of landfill leachate in centra Taiwan. Sci. Total Environ. 361 : 25-37.
- Fairweathe-Tait, S and Hurrell, R.F. 1996. Bioavailability of mineral and trace element. Nutrition Research Review. 9 : 295-324. [Online]. Available from: URL : <http://www.ifr.ac.uk/Public/FoodInfoSheets/minerals.html>.
- Fetter, C.W. 1993. J. Contam. Hydrogeol. New Jercey : Prentice Hall,
- Fiol, N., Villaescusa, I., Martinez, M., Miralles, N., Poch, J., and Seraols, J. 2006. Sorption of Pb(II), Ni(II) and Cd(II) from aqueous solution by olive stone waste. J. Separation and Purification Tech. (in press)
- Frascari, D., Bronzini, F., Giordano, G., and Nocentini, M. 2004. Long-term characterization, lagoon treatment and migration potential of landfill leachate: a case study in an active Italian landfill. Chemosphere 54 : 335-343.
- Freeze, R.A and Cherry, J.A. 1979. Groundwater. New Jercey : Prentice Hall.
- Gomes, P.C., Fontes, M.P.F., Da Silva, A.D., Mendonca, E.de S., and Netto, A.R. 2001. Selectivity sequence and competitive adsorption of heavy metals by Brazillian soils. Soil Sci. Socie. America J. 65 : 1115-1121.

- Gray, C.W., McLaren, R.G., Roberts, A.H.C., Condon, L.M. 1999. Solubility, sorption and desorption of native and added cadmium in relation to properties of soil in New Zealand. European J. Soil Sci. 50: 127-137.
- Harter, R.D. 1983. Effect of soil pH on adsorption of lead, copper, zinc and nickel. Soil Sci. Socie. of America J. 47 : 47-51.
- Harter, R.D. 1992. Competitive sorption of cobalt, copper, and nickel ions by a calcium-saturated soil. Soil Sci. Socie. America J. 56 (March-April) : 444-449.
- Hettiarachchi, G.M., Ryan, J.A., Chaney, R.L., and La Fleur, C.M. 2003. Sorption and desorption of cadmium by different fractions of biosolids-amended soils. J. Environ. Qual 32: 1684-1693.
- Hickey, M.G., and Kittrick, J.A. 1984. Chemical partitioning of cadmium, copper, nickel, and zinc in soils and sediments containing high levels of heavy metals. J. Environ. Quality 13(3) : 372-376.
- Hinz, C. 2001. Description of sorption data with isotherm equations. Geoderma 99 : 225-243.
- Ho, Y.S., Chiu, W.T., Hsu, C.S., and Huang, C.T. 2004. Sorption of lead ions from aqueous solution using tree fern as a sorbent. Hydrometallurgy 73 : 55-61.
- Hoffland Environmental Inc. [Online]. Available from: URL : <http://www.hofflandenv.com/src/tks/3.xml>. [2006, January 26]
- Islam, J., and Singhal, N. 2004. A laboratory study of landfill-leachate transport in soils. Water Res. 38 : 2035-2042.
- John, M. 1972. Cadmium adsorption maxima of soils as measured by the Langmuir isotherm. Canada J. of Soil Sci. 52 : 343-350.
- Jensen, D.L., and Christensen, T.H. 1999. Colloidal and dissolved metals in leachates from four Danish landfills. Water Res. 33 (9) : 2139-2147.
- Jensen, D.L., Ledin, A., and Christensen, T.H. 1999. Speciation of heavy metals in landfill leachate polluted groundwater. Water Res. 33 (11) : 2642-2650.
- Karthikeyan, G., and Siva Ilango, S. 2007. Fluoride sorption using Moringa Indica-based activated carbon. Iran J. Environ. Health Sci. Eng. 4(1) : 21-28.

- Korte, N.E., Skopp, J., Fuller, W.H., Niebla, E.E., and Alesii, B.A. 1976. Trace element movement in soils: Influence of soil physic and chemical properties. Soil Sci. 122(6) : 350-359.
- Krishnamurti, G.S.R., Huang, P.M., and Kozak, L.M. 1999. Sorption and desorption kinetics of cadmium from soil: Influence of phosphate. Soil Sci. 164(12) : 888-898.
- Ksiezopolska, A. 2005. Electrolytic conductivity of synthetic organomineral complexes. Sci. Agric. 62 (2) : 133-137.
- Kugler, H., Ottner, F., Froeschl, H., Adamcova, R., and Schwaighofer, B. 2002. Retention of inorganic pollutants in clayey base sealings of municipal landfills. Appl. Clay Sci. 21 : 45-58.
- LaGrega, M.C., Buckingham, P.L., and Evans, J.C. 2001. Hazardous Waste Mangement. 2nd International Edition. Singapore : McGraw-Hill.
- Lee, G.F., and Sheehan, W. 1996. Landfill offer false sense of security. Biocycle 37(9) : 8.
- Lee, A.G., and Lee, G.F. 1993. Groundwater pollution by municipal landfills: Leachate composition, detection and water quality significance. Sardinia '93 IV International Landfill Symposiums: Margherita di Pula, Italy : 11-15.
- Lee, S.Z., Allen, H.E., Huang, C.P., Sparks D.L., Sanders, P.F., and Peijnenburg, W.J. 1996. Predicting soil – water partition coefficient for cadmium. Environ. Sci. Technol. 30 : 3418-3424.
- Li, X., Coles, B.J., Ramsey, M.H., and Thornton, I. 1994. Chemical partitioning of the new National Institute of Standard and Technology Standard Reference Materials (SRM 2709-2711) by sequential extraction using inductively coupled plasma atomic emission spectrometry. Analyst 120 : 1415-1419.
- Limousin, G., Gaudet, J.p., Charlet, L., Szenknect, S., Barthès, V., and Krimussa, M. 2007. Sorption isotherms : A review on physical bases, modeling and measurement. Applie Geochem. 22 : 249-275.
- Loehr, R.C., Erickson, D.C., and Kelmar, L.A. 1993. Characteristics of residues at hazardous waste land treatment units. Water Res. 27(7) : 1127-1138.

- Looser, M.O., Parriaux, A., and Bensimon, M. 1999. Landfill underground pollution detection and characterization using inorganic tracer. Water Res. 33(17) : 3609-3616.
- Lu, Y., Gong, Z., Zhang, G., Burghardt, W. 2003. Concentrations and chemical speciations of Cu, Zn, Pb, and Cr of urban soils in Nanjing, China . Geoderma 115 : 101-111.
- Majone, M., Papini, M.P., Rolle, Enrico. 1998. Influence of metal speciation in landfill leachate on kaolinite sorption. Water Res. 32(3) : 882-890.
- Marosits, E., Polyak, K., Hlavay, Jozsef. 2000. Investigation on the chemical bonding of copper ions on different soil samples. Microchem. J. 67 : 219-226.
- McLean, J.E., and Bledsoe, B.E. 1992. EPA Ground Water issue : Behavior of metals in soils. EPA/540/S-92/018, Office of Solid Waste and Emergency Response, Washington, DC.
- Mikac, N., Cosovic, B., Ahel, M., Andreis, S., and Toncic, Z. 1998. Assessment of groundwater contamination in the vicinity for a municipal solid waste landfill (Zagreb, Croatia). Water Sci. Technol. 37(8) : 37-44.
- Miller, W.P., Martens, D.C., and Zelazny, L.W. 1986. Effect of sequential in extraction of trace metals from soils. Soil Science Society of America Journal 50 : 598-601.
- Miller, W.P., Mcfee, W.W., and Kelly, J.M. 1983. Mobility and retention of heavy metals in sandy soils. J. Environ. Qual 12(4) : 579-584.
- Mitra, A., Bhattacharyya, P., Chattopadhyay, D.J., Chakraborty, A. 2003. Physico-chemical properties, heavy metals and their relations in cultivated landfill soil dumped with municipal solid wastes. Archives of Agron. Soil Sci. 49 : 163-170.
- Morera, M.T., Echeveria, J.C., Mazkaran, C., and Garrido, J.J. 2001. Isotherm and sequential extraction procedure for evaluating sorption and distribution of heavy metals in soils. Environ. Pollut. 113 : 135-144.
- Msaky, J.J., and Calvet, R. 1990. Adsorption behavior of copper and zinc in soils: Influence of Ph on adsorption characteristics. Soil Sci. 150(2) : 513-522.

- Mulligan, C.N., Yong, R.N., and Gibbs, B.F. 2001. Remediation technologies for metal-contaminated soils and groundwater: an evaluation. Eng. Geol. 60 : 193-207.
- Navrot, J., Singer, A., and Banin, A. 1978. Adsorption of cadmium and its exchange characteristics in some Israeli soils J. Soil Sci 29 : 505-511.
- Pagnanelli, F., Esposito, A., Toro, L., and Veglio, F. 2003. Metal speciation and Ph effect on Pb, Cu, Zn and Cd biosorption onto *Sphaerotilus natans* : Langmuir-type empirical. Water Res. 37: 627-633.
- Palagyi, S., and Rigas, J. 2004. Sorption of cadmium in some arable and forest soils. J. Radioanal. Nucl. Chem. 261(2) : 255-261.
- Markiewicz-Patkowska, J., Hursthouse, A., and Przybyla-Kij, H. 2005. The interaction of heavy metals with urban soil: Sorption behavior of Cd, Cu, Cr, Pb and Zn with a typical mixed brownfield deposit. Environ. Inter. 31 : 513-521.
- Ong, S.A., Seng, C.E., and Lim, P.E. 2007. Kinetics of adsorption of Cu (II) and Cd (II) from aqueous solution on rice husk and modified rich husk. Electron. J. Environ. Agricult. Food Chem. 6 (2): v1764-1774.
- Pichtel, J., Kuroiwa, K., and Sawyerr, H.T. 2000. Distribution of Pb, Cd, and Ba in soils and plants of two contaminated sites . Environ. Pollut. 110 : 171-178.
- Plassard, F., Winiarski, T., and Ramel, M.P. 2000. Retention and distribution of three heavy metals in a carbonated soil: Comparison between batch and unsaturated column studies. J. Contam. Hydrol. 42 : 99-111.
- Qin, F., Shan, X., and Wei, B. 2004. Effects of low-molecular-weight organic acids and residence time on desorption of Cu, Cd, and Pb from soils. Chemosphere 57 : 253-263.
- Ramos, L., Hernandez, L.M., and Gonzalez, M.J. 1994. Sequential fractionation of copper, lead, cadmium and zinc in soils, from or near Donana National Park. J. Environ. Qual 23 : 50-57.
- Rodríguez, J. M., et al. 2003. Competitive retention of lead and cadmium on an agricultural soil. Environ. Monit. Assess. 89 : 165-177.
- Roy, W.R., Krapac, S.F., Chou, S.F.J., and Griffin, R.A. 1991. Batch-Type Procedures for Estimating Soil Adsorption of Chemical. Technical Resource Document: (EPA/530-SW-87-006) : 100 pp.

- Sastre, J., Rauret, G., and Vidal, M. 2006. Effect of cationic composition of sorption solution on the quantification of sorption-desorption parameters of heavy metals in soils. Environ. Pollut. 140 : 322-339.
- Selim, H.M., and Sparks, D.L. 2001. Heavy metals release in soils. Lewis Publishers : Boca Raton.
- Sastre, C.D. 1994. Critical concepts for column testing . J. Geotech. Eng. 120(10) : 1804-1828.
- Shackelford, C.D., and Daniel, D.E. 1991. Diffusion in saturated soil. II: Results for compacted clay. J. Geotech. Eng. 117(3) : 485-506.
- Sharma, H.D., and Reddy, K.R. 2004. Geoenvironmental engineering: Site remediation, water contaminant, and emerging waste management technologies . New Jersey : John Wiley & Sons Inc.
- Shuman, A. 1985. Fractionation method for soil micronutrients. Soil Sci. 140 : 11-22.
- Silveira, M.L. A., Alleoni, L.R.F., and Guilherme, L.R.G. 2003. Biosolid and heavy metals in soils. Scientia Agricola 60, 4(October-December) : 793-806.
- Smith, S., and McGrath, S.P. 1990. Chromium and Nickel. 125-150 p. In Alloway, B.J. 1995b. Cadmium. In: Alloway, B.J. (Ed). Heavy metals in soils. 2nd . Blackie Academic and Professional. London : 38-57. Cited in Gomes, P.C., Fontes, M.P.F., Da Silva, A.D., Mendonca, E.de S., and Netto, A.R. 2001. Selectivity sequence and competitive adsorption of heavy metals by Brazilian soils. Soil Sci. Socie. America J. 65 : 1115-1121.
- Soon, Y.K. 1981. Solubility and sorption of cadmium in soils amended with sewage sludge . J. Soil Sci. 32 : 85-95.
- Sparks, D.L. 1986. Soil physical chemistry. Boca Roton : CRC Press, Inc.
- Sparks, D.L. 1995. Environmental soil chemistry. San Diego : Academic Press, Inc.
- Sparks, D.L. 2005. Toxic metals in the environment: The role of surface. Elements 1: 193-197.
- Sposito, G., Lund, L.J., and Chang, A.C. 1982. Trace metal chemistry in arid-zone field soils amended with sewage sludge : I. Fractionation of Ni, Cu, Zn, Cd, and Pb in solid phase . Soil Sci. Socie. America J. 46 : 260-264.

- Streckeman, T., Douay, F., Proix, N., and Fourrier, H. 2000. Vertical distribution of Cd, Pb, and Zn in soil near smelters in the North of France. Environ. Pollut. 107 : 377-389.
- Stumm, W., and Morgan, J.J. 1996. Aquatic Chemistry. New York : John Wiley & Sons Inc.
- Sun, B., Zhao, F.J., Lombi, E., and McGrath, S.P. 2001. Leaching of heavy metals from contaminated soils using EDTA. Environ. Pollut. 113 : 111-120.
- Treybal, R.E. 1980. Mass transfer operations. New York: Mc Graw Hill. Cited in Karthikeyan, G., and Siva Ilango, S. 2007. Fluoride sorption using Moringa Indica-based activated carbon. Iran J. Environ. Health Sci. Eng. 4(1) : 21-28.
- Tessier, A., Campbell, P.G.C., and Bisson, M. 1979. Sequential extraction procedure for the speciation of particulate trace metals. Anal. Chem. 51(7) : 844-851.
- Thailand Ministry of Natural Resources and Environments (MoNRE). 2003. Spatial planning for sustainable development : CAPEQM Project. Regional Environmental Office 10. Khon Kaen, Thailand.
- Thornton, M.I., Tellam, J.H., and Lerner, D.N. 2000. Attenuation of landfill leachate by UK Triassic sandstone aquifer materials. 1 Fate of inorganic pollutants in laboratory column . J. Contam. Hydrol. 43 : 327-354.
- Thornton, S.F., Bright, M.I., Lerner, D.N., and Tellam, J.H. 2000. Attenuation of landfill leachate by UK Triassic sandstone aquifer materials. 2 Sorption and degradation of organic pollutants in laboratory columns . J. Contam. Hydrol. 43 : 355-383.
- Tokkalioglu, S., Kartal, S., and Elci, L. 2000. Determination of heavy metals and their speciation in lake sediments by flame atomic absorption spectrometry after a four-stage sequential extraction procedure. Anal. Chem. Acta 413 : 33-40.
- Urase, T., Salequzzaman, M., Kobayashi, S., Matsuo, T., Yamamoto, K., and Suzuki, N. 1997. Effect of high concentration of organic and inorganic matters in landfill leachate on the treatment of heavy metals in very low concentration level. Water Sci. Technol. 36 : 349-356.
- Voegelin, A., Barmettler, K., and Kretzschmar, R. 2003. Heavy metals release from contaminated soils: Comparison of column and batch extraction results . J. Environ. Qual 32 : 865-875.

- Warwick, P., Hall, A., Pashley, V., Lee, J.V., and Maes, A. 1998. Zinc and cadmium mobility in sand : Effects of pH, speciation, cation exchange capacity (CEC), humic acid and metal ions. Chemosphere 36(1) : 2283-2290.
- Waterloo Hydrogeologic, Inc. 2004. Visual HELP user's manual : Prediction landfill hydrology and optimizing landfill designs. Canada.
- Xu, Y.D., Yue, D.Y., and Nie, Y.F. 2006. Fractionation of dissolved organic matter in matter landfill leachate and its recycling by ultrafiltration and evaporation combined processes. Chemosphere 64 : 903-911.
- Yang, J.Y., Yang, X.E., He, Z.L., Li, T.Q., Shentu, J.L., and Stoffella, P.J. 2005. Effect of pH, organic acids, and inorganic ions on lead desorption from soils. Environ. Pollut. 23 : 817-824.
- Yaqout, A.F. 2003. Assessment and analysis of industrial liquid waste and sludge disposal at unlined landfill sites in arid climate. Waste Manage. 23 : 817-824.
- Yin, Y., Impellitteri, C.A., You, S.J., and Allen, H.E. 2002. The importance of organic matter distribution and extract soil:solution ratio on the desorption of heavy metals from soils. Sci. the Total Environ. 287 : 107-119.
- Yong, R.N. 2001. Geoenvironmental Engineering: Contaminated soils, pollution fate, and migration. Boca Raton : CRC Press LLC.
- Yong, R.N., Yaacob, W.Z.W., Bentley, S.P., and Haris, C. 2001. Partitioning of Heavy Metals on Soil from column tests. Engineering Geology. Eng. Geol. 60 : pp 307-322.
- Yu, S., He, Z.L., Huang, C.Y., Chen, G.C., and Calvert, D.V. 2002. Adsorption-desorption behavior of copper at contaminated level in red soils from China. J. Environ. Qual 31 : 1129-1136.
- Yu, S., He, Z.L., Huang, C.Y., Chen, G.C., and Calvert, D.V. 2004. Copper fractionation and extractability in two contaminated variable charge soils. Geoderma 123 : 163-175.
- Ziyang, L., Xiaoli, C., Dongjie, N., Yuanyang, O., and Youcai, Z. 2008. Size-fractionation and characterization of landfill leachate and the improvement of Cu^{2+} adsorption capacity in soil and aged refuse. Waste Manage. (in press).

APPENDIX A : Data obtained from Batch Experiment

Appendix A1 : Cd treated with actual leachate in sorption experiment

Sample No.	Soil weight (g)	C initial (mg/l)	C equilibrium (mg/l)	adsorption equilibrium (mg/g)
KBS-1				
1	1.0003	0.1015	0.0220	0.0024
2	1.0007	0.1015	0.0495	0.0016
3	1.0001	0.1950	0.1220	0.0022
4	1.0001	0.1950	0.1120	0.0025
5	1.0003	0.4820	0.1945	0.0086
6	1.0003	0.4820	0.1958	0.0086
7	1.0007	0.9550	0.3595	0.0179
8	1.0006	0.9550	0.3645	0.0177
9	1.0001	1.8775	0.8245	0.0316
10	1.0002	1.8775	0.7833	0.0328
11	1.0005	4.9370	2.1995	0.0821
12	1.0001	4.9370	2.1495	0.0836
13	1.0000	9.8395	4.1945	0.1694
14	1.0000	9.8395	4.0945	0.1724
KBS-2				
15	1.0009	0.1015	0.0365	0.0019
16	1.0003	0.1015	0.0670	0.0010
17	1.0007	0.1950	0.0895	0.0032
18	1.0003	0.1950	0.1358	0.0018
19	1.0009	0.4820	0.2645	0.0065
20	1.0003	0.4820	0.2733	0.0063
21	1.0008	0.9550	0.4745	0.0144
22	1.0005	0.9550	0.5233	0.0129
23	1.0006	1.8775	1.2945	0.0175
24	1.0007	1.8775	1.2320	0.0194
25	1.0002	4.9370	3.5445	0.0418
26	1.0003	4.9370	3.6045	0.0400
27	1.0008	9.8395	7.5345	0.0691
28	1.0002	9.8395	7.4845	0.0706
KBS-3				
29	1.0003	0.1015	0.0745	0.0008
30	1.0008	0.1015	0.0633	0.0011
31	1.0004	0.1950	0.1283	0.0020
32	1.0002	0.1950	0.1183	0.0023
33	1.0002	0.4820	0.2583	0.0067
34	1.0001	0.4820	0.2683	0.0064
35	1.0008	0.9550	0.4695	0.0146
36	1.0008	0.9550	0.4695	0.0146
37	1.0006	1.8775	1.1820	0.0209
38	1.0003	1.8775	1.2070	0.0201
39	1.0001	4.9370	3.3945	0.0463
40	1.0005	4.9370	3.4945	0.0433
41	1.0008	9.8395	7.2045	0.0790
42	1.0001	9.8395	7.0145	0.0847

Appendix A2: Cr treated with actual leachate in sorption experiment

Sample No.	Soil weight (g)	C initial (mg/l)	C equilibrium (mg/l)	adsorption equilibrium (mg/g)
KBS-1				
1	1.0007	0.1600	1.8214	-0.0498
2	1.0008	0.1600	-0.4999	0.0198
3	1.0010	0.3300	-0.2906	0.0186
4	1.0005	0.3300	-0.2531	0.0175
5	1.0005	0.8400	2.8494	-0.0603
6	1.0002	0.8400	0.1594	0.0204
7	1.0010	1.7800	0.7219	0.0317
8	1.0003	1.7800	0.4569	0.0397
9	1.0008	4.2000	1.7969	0.0720
10	1.0001	4.2000	1.5089	0.0807
11	1.0010	10.1600	6.2644	0.1168
12	1.0010	10.1600	5.9594	0.1259
13	1.0004	20.1600	14.6894	0.1641
14	1.0005	20.1600	14.6894	0.1640
KBS-2				
15	1.0011	0.1600	1.5454	-0.0415
16	1.0007	0.1600	-0.1656	0.0098
17	1.0004	0.3300	-0.2356	0.0170
18	1.0011	0.3300	0.1094	0.0066
19	1.0011	0.8400	0.5894	0.0075
20	1.0002	0.8400	0.5119	0.0098
21	1.0005	1.7800	1.4294	0.0105
22	1.0004	1.7800	1.1319	0.0194
23	1.0000	4.2000	2.8994	0.0390
24	1.0009	4.2000	3.1844	0.0304
25	1.0009	10.1600	8.9044	0.0376
26	1.0004	10.1600	8.3694	0.0537
27	1.0007	20.1600	18.4594	0.0510
28	1.0006	20.1600	18.5394	0.0486
KBS-3				
29	1.0005	0.1600	-0.1681	0.0098
30	1.0001	0.1600	-0.1006	0.0078
31	1.0010	0.3300	0.0719	0.0077
32	1.0003	0.3300	0.0519	0.0083
33	1.0005	0.8400	0.5269	0.0094
34	1.0007	0.8400	0.3794	0.0138
35	1.0011	1.7800	1.2244	0.0166
36	1.0005	1.7800	1.2994	0.0144
37	1.0001	4.2000	2.9494	0.0375
38	1.0009	4.2000	2.9394	0.0378
39	1.0010	10.1600	8.2969	0.0558
40	1.0011	10.1600	8.4794	0.0504
41	1.0010	20.1600	18.3394	0.0546
42	1.0000	20.1600	18.2694	0.0567

Appendix A3: Cu treated with actual leachate in sorption experiment

Sample No.	Soil weight (g)	C initial (mg/l)	C equilibrium (mg/l)	adsorption equilibrium (mg/g)
KBS-1				
1	1.0012	0.0720	0.0128	0.0018
2	1.0006	0.0720	-	0.0022
3	1.0001	1.0480	0.1053	0.0283
4	1.0005	1.0480	0.1078	0.0282
5	1.0012	0.4910	0.0190	0.0141
6	1.0010	0.4910	0.2778	0.0064
7	1.0012	1.0150	0.7765	0.0071
8	1.0011	1.0150	0.7653	0.0075
9	1.0004	2.0809	1.5778	0.0151
10	1.0003	2.0809	1.5328	0.0164
11	1.0013	5.1590	2.6790	0.0743
12	1.0003	5.1590	3.4665	0.0508
13	1.0004	10.1490	6.9040	0.0973
14	1.0001	10.1490	7.3340	0.0844
15	1.0008	20.8840	14.3940	0.1945
16	1.0006	20.8840	14.5340	0.1904
17	1.0006	52.7840	35.0040	0.5331
18	1.0001	52.7840	33.8440	0.5681
19	1.0008	97.7840	59.0840	1.1601
20	1.0004	97.7840	58.2040	1.1869
KBS-2				
21	1.0009	0.0720	0.0078	0.0019
22	1.0003	0.0720	0.0078	0.0019
23	1.0003	1.0480	0.0740	0.0292
24	1.0012	1.0480	0.0578	0.0297
25	1.0012	0.4910	0.3215	0.0051
26	1.0012	0.4910	0.3415	0.0045
27	1.0006	1.0150	0.6890	0.0098
28	1.0010	1.0150	0.8253	0.0057
29	1.0009	2.0809	1.8790	0.0061
30	1.0007	2.0809	1.8715	0.0063
31	1.0003	5.1590	4.7790	0.0114
32	1.0012	5.1590	4.5690	0.0177
33	1.0003	10.1490	9.2340	0.0274
34	1.0009	10.1490	9.2390	0.0273
35	1.0008	20.8840	18.7640	0.0635
36	1.0008	20.8840	19.4040	0.0444
37	1.0011	52.7840	48.1640	0.1384
38	1.0002	52.7840	48.1040	0.1404
39	1.0002	97.7840	87.8640	0.2975
40	1.0011	97.7840	87.8640	0.2973
KBS-3				
41	1.0004	0.0720	0.1928	-0.0036
42	1.0009	0.0720	0.1215	-0.0015
43	1.0003	1.0480	0.2353	0.0244
44	1.0005	1.0480	0.1378	0.0273
45	1.0012	0.4910	0.4678	0.0007
46	1.0008	0.4910	0.4703	0.0006
47	1.0011	1.0150	0.9953	0.0006
48	1.0008	1.0150	0.9965	0.0006
49	1.0008	2.0809	1.9865	0.0028
50	1.0004	2.0809	1.8928	0.0056
51	1.0006	5.1590	4.4140	0.0223
52	1.0003	5.1590	4.7915	0.0110
53	1.0009	10.1490	9.1690	0.0294
54	1.0010	10.1490	8.6140	0.0460
55	1.0001	20.8840	18.3540	0.0759
56	1.0000	20.8840	18.8440	0.0612
57	1.0005	52.7840	45.8840	0.2069
58	1.0003	52.7840	45.8640	0.2075
59	1.0006	97.7840	83.9840	0.4138
60	1.0001	97.7840	83.9840	0.4140

Appendix A4: Cu treated with actual leachate in sorption experiment

Sample No.	Soil weight (g)	C initial (mg/l)	C equilibrium (mg/l)	adsorption equilibrium (mg/g)
KBS-1				
101	1.0001	-0.1130	-0.0755	0.0000
102	1.0003	0.0558	-0.0810	0.0000
103	1.0007	0.2783	-0.0418	0.0000
104	1.0003	0.6845	0.0345	0.0000
105	1.0006	1.5370	0.0845	0.0435
106	0.9999	4.7870	0.7145	0.1222
107	1.0004	10.7570	1.4320	0.2796
108	1.0005	22.2670	3.2570	0.5700
KBS-2				
201	1.0004	-0.1130	-0.1130	0.0000
202	1.0006	0.0558	-0.1120	0.0000
203	1.0008	0.2783	0.0090	0.0081
204	1.0005	0.6845	0.1590	0.0158
205	1.0002	1.5370	0.3045	0.0370
206	1.0007	4.7870	1.9420	0.0853
207	1.0005	10.7570	4.2195	0.1960
208	1.0000	22.2670	9.0870	0.3954
KBS-3				
301	1.0002	-0.1130	-0.1040	0.0000
302	1.0008	0.0558	-0.0730	0.0000
303	1.0007	0.2783	0.0450	0.0070
304	1.0005	0.6845	0.3390	0.0104
305	1.0002	1.5370	0.2695	0.0380
306	1.0000	4.7870	1.9945	0.0838
307	1.0003	10.7570	4.1110	0.1993
308	1.0007	22.2670	7.0670	0.4557

Appendix A5: Cu treated with actual leachate in sorption experiment

Sample No.	Soil weight (g)	C initial (mg/l)	C equilibrium (mg/l)	adsorption equilibrium (mg/g)
KBS-1				
1	1.0006	0.1100	-	0.0033
2	1.0007	0.1100	-	0.0033
3	1.0005	0.1700	-	0.0051
4	1.0000	0.1700	-	0.0051
5	1.0010	0.5300	0.0268	0.0151
6	1.0005	0.5300	0.0268	0.0151
7	1.0006	1.2300	0.2000	0.0309
8	1.0012	1.2300	0.2950	0.0280
9	1.0000	2.0500	0.5970	0.0436
10	1.0007	2.0500	0.5255	0.0457
11	1.0002	5.6400	1.3075	0.1299
12	1.0003	5.6400	1.2935	0.1304
13	1.0004	10.5700	-	0.3170
14	1.0007	10.5700	-	0.3169
15	1.0001	19.8600	5.3815	-
16	1.0004	19.8600	5.2115	-
KBS-2				
21	1.0004	0.1100	-	0.0033
22	1.0008	0.1100	-	0.0033
23	1.0008	0.1700	-	0.0051
24	1.0010	0.1700	-	0.0051
25	1.0011	0.5300	0.2923	0.0071
26	1.0006	0.5300	0.3345	0.0059
27	1.0012	1.2300	0.7918	0.0131
28	1.0001	1.2300	0.6560	0.0172
29	1.0010	2.0500	1.4455	0.0181
30	1.0002	2.0500	1.2690	0.0234
31	1.0012	5.6400	3.8105	0.0548
32	1.0007	5.6400	7.7195	-0.0623
33	1.0004	10.5700	7.5055	0.0919
34	1.0012	10.5700	14.7115	-0.1241
35	1.0001	19.8600	13.9235	0.1781
36	1.0007	19.8600	14.1055	0.1725
KBS-3				
41	1.0003	0.1100	0.1213	-
42	1.0004	0.1100	0.1153	-
43	1.0003	0.1700	0.1773	-
44	1.0000	0.1700	0.2104	-
45	1.0006	0.5300	0.4120	0.0035
46	1.0001	0.5300	0.4583	0.0022
47	1.0004	1.2300	0.7338	0.0149
48	1.0007	1.2300	0.7338	0.0149
49	1.0011	2.0500	1.6925	0.0107
50	1.0000	2.0500	1.7100	0.0102
51	1.0008	5.6400	4.0485	0.0477
52	1.0009	5.6400	3.8355	0.0541
53	1.0007	10.5700	3.3725	0.2158
54	1.0006	10.5700	6.9815	0.1076
55	1.0008	19.8600	13.4695	0.1916
56	1.0010	19.8600	13.6235	0.1869

Appendix A6: Zn treated with synthetic leachate in sorption experiment

Sample No.	Soil weight (g)	C initial (mg/l)	C equilibrium (mg/l)	Adsorption equilibrium (mg/g)
KBS-1				
1	1.0006	0.1180	0.0030	0.0034
2	1.0010	0.1180	0.0073	0.0033
3	1.0011	0.2428	0.0159	0.0068
4	1.0007	0.2428	0.0159	0.0068
5	1.0003	0.2756	0.0130	0.0079
6	1.0001	0.2756	0.0211	0.0076
7	1.0008	1.1148	0.0173	0.0329
8	1.0007	1.1148	0.0214	0.0328
9	0.9999	1.9488	0.0426	0.0571
10	1.0003	1.9488	0.0418	0.0572
11	1.0010	5.8270	0.0200	0.1742
12	1.0007	5.8270	0.0540	0.1730
13	1.0004	8.6990	0.0970	0.2579
14	1.0003	8.6990	0.0800	0.2585
15	1.0008	20.5450	0.2180	0.6096
16	1.0011	20.5450	0.1100	0.6126
17	1.0008	73.9140	3.8260	2.1003
18	1.0007	73.9140	3.3580	2.1150
19	1.0008	151.5800	21.6400	3.8955
20	1.0000	151.5800	21.9800	3.8849
KBS-2				
21	1.0003	0.1180	0.0076	0.0033
22	1.0009	0.1180	0.0289	0.0027
23	1.0011	0.2428	0.0191	0.0067
24	1.0007	0.2428	0.0341	0.0063
25	1.0004	0.2756	0.0510	0.0067
26	1.0007	0.2756	0.0416	0.0070
27	1.0003	1.1148	0.1115	0.0301
28	1.0000	1.1148	0.0953	0.0306
29	1.0003	1.9488	0.2993	0.0495
30	1.0005	1.9488	0.2949	0.0496
31	1.0008	5.8270	1.2110	0.1384
32	1.0005	5.8270	1.1940	0.1389
33	1.0008	8.6990	3.8460	0.1455
34	1.0010	8.6990	3.5310	0.1549
35	1.0006	20.5450	9.5200	0.3304
36	1.0001	20.5450	10.0240	0.3154
37	1.0007	73.9140	44.5800	0.8799
38	1.0003	73.9140	51.1320	0.6830
39	1.0005	151.5800	116.8860	1.0405
40	1.0005	151.5800	115.4780	1.0825
KBS-3				
41	1.0008	0.1180	0.0294	0.0027
42	1.0001	0.1180	0.0266	0.0027
43	0.9999	0.2428	0.0378	0.0062
44	1.0006	0.2428	0.0374	0.0062
45	1.0002	0.2756	0.0371	0.0071
46	1.0003	0.2756	0.0540	0.0066
47	1.0001	1.1148	0.1105	0.0301
48	1.0002	1.1148	0.0891	0.0308
49	1.0002	1.9488	0.2183	0.0519
50	1.0000	1.9488	0.2371	0.0513
51	1.0006	5.8270	1.0910	0.1421
52	1.0003	5.8270	0.8080	0.1505
53	1.0011	8.6990	3.1160	0.1674
54	1.0012	8.6990	2.6700	0.1807
55	1.0007	20.5450	7.4120	0.3935
56	1.0005	20.5450	7.3020	0.3970
57	0.9999	73.9140	37.7640	1.0840

Appendix A6: continued

Sample No.	Soil weight (g)	C initial (mg/l)	C equilibrium (mg/l)	Adsorption equilibrium (mg/g)
KBS-3				
58	1.0001	73.9140	35.8320	1.1426
59	1.0012	151.5800	102.3660	1.4763
60	1.0005	151.5800	99.0880	1.5729

Appendix A7: Cd treated with synthetic leachate in sorption experiment

Sample No.	Soil weight (g)	C initial (mg/l)	C equilibrium (mg/l)	Adsorption equilibrium (mg/g)
KBS-1				
10009	0.9998	0.0920	0.0000	0.0028
10010	1.0001	0.1940	0.0000	0.0058
10011	0.9999	0.4420	0.0160	0.0128
10012	0.9998	0.9000	0.0460	0.0256
10013	0.9994	1.9300	0.1850	0.0524
10014	0.9994	10.0300	0.9475	0.2726
10015	0.9993	10.7700	1.0550	0.2917
10016	1.0006	20.3200	3.0600	0.5175
KBS-2				
20009	1.0004	0.0920	0.0064	0.0026
20010	1.0006	0.1940	0.0120	0.0055
20011	1.0000	0.4420	0.1090	0.0100
20012	1.0000	0.9000	0.2900	0.0183
20013	0.9995	1.9300	0.8088	0.0337
20014	0.9999	10.0300	-	-
20015	1.0009	10.7700	5.7350	0.1509
20016	0.9994	20.3200	13.4500	0.2062
KBS-3				
30009	0.9997	0.0920	0.0000	0.0028
30010	0.9996	0.1940	0.0060	0.0056
30011	1.0006	0.4420	0.0690	0.0112
30012	1.0005	0.9000	0.2090	0.0207
30013	0.9993	1.9300	0.4938	0.0431
30014	1.0005	10.0300	-	-
30015	1.0009	10.7700	3.9550	0.2043
30016	1.0001	20.3200	10.8500	0.2841

Appendix A8: Cr treated with synthetic leachate in sorption experiment

Sample No.	Soil weight (g)	C initial (mg/l)	C equilibrium (mg/l)	Adsorption equilibrium (mg/g)
KBS-1				
10017	1.0008	0.0000	0.0000	0.0000
10018	1.0003	0.0000	0.0000	0.0000
10019	1.0008	0.2125	0.2387	0.0000
10020	1.0004	0.7915	0.7499	0.0012
10021	1.0004	1.6288	1.5690	0.0018
10022	0.9996	8.6450	4.5025	0.1243
10023	1.0002	23.2250	9.1100	0.4234
10024	0.9993	80.9500	23.8350	1.7147
KBS-2				
20017	1.0005	0.0000	0.0000	0.0000
20018	0.9995	0.0000	0.0000	0.0000
20019	0.9992	0.2125	0.1843	0.0008
20020	0.9992	0.7915	0.4994	0.0088
20021	0.9991	1.6288	1.4930	0.0041
20022	0.9996	8.6450	4.4725	0.1252
20023	1.0001	23.2250	10.0975	0.3938
20024	0.9995	80.9500	24.6100	1.6910
KBS-3				
30017	0.9998	0.0000	0.0000	0.0000
30018	0.9994	0.0000	0.0000	0.0000
30019	0.9996	0.2125	0.1358	0.0023
30020	0.9999	0.7915	0.6096	0.0055
30021	0.9992	1.6288	1.2740	0.0107
30022	0.9999	8.6450	3.4650	0.1554
30023	1.0007	23.2250	9.7725	0.4033
30024	1.0009	80.9500	24.2500	1.6995

Appendix A9: Cr treated with synthetic leachate in sorption experiment

Sample No.	Soil weight (g)	C initial (mg/l)	C equilibrium (mg/l)	Adsorption equilibrium (mg/g)
KBS-1				
1	0.9999	0.0469	0.0000	-
2	1.0010	0.0469	0.0000	-
3	1.0006	0.1588	0.0113	0.0044
4	1.0003	0.1588	0.0113	0.0044
5	1.0009	0.4731	0.0800	0.0118
6	1.0000	0.4731	0.1025	0.0111
7	1.0002	0.9600	0.2250	0.0220
8	0.9998	0.9600	0.2050	0.0227
9	1.0001	1.9975	0.7200	0.0383
10	1.0005	1.9975	0.6563	0.0402
11	1.0006	5.4400	1.8300	0.1082
12	1.0013	5.4400	1.9450	0.1047
13	1.0005	10.6725	4.5600	0.1833
14	1.0000	10.6725	4.5100	0.1849
15	1.0002	22.0900	10.2800	0.3542
16	1.0006	22.0900	10.3800	0.3511
17	1.0013	56.4700	33.4400	0.6900
18	1.0000	56.4700	33.9200	0.6765
19	1.0012	103.5100	84.4200	0.5720
20	0.9998	103.5100	84.3400	0.5752
KBS-2				
21	1.0008	0.0469	0.0463	0.0000
22	1.0007	0.0469	0.0163	0.0009
23	1.0011	0.1588	0.0950	0.0019
24	0.9999	0.1588	0.0750	0.0025
25	1.0010	0.4731	0.3238	0.0045
26	1.0008	0.4731	0.2963	0.0053
27	1.0003	0.9600	0.7650	0.0058
28	1.0007	0.9600	0.5950	0.0109
29	1.0005	1.9975	1.7063	0.0087
30	1.0012	1.9975	1.5650	0.0130
31	1.0008	5.4400	4.5250	0.0274
32	1.0010	5.4400	4.6100	0.0249
33	1.0004	10.6725	8.3950	0.0683
34	0.9999	10.6725	9.1300	0.0463
35	1.0001	22.0900	19.5200	0.0771
36	1.0011	22.0900	19.3800	0.0812
37	0.9999	56.4700	51.9000	0.1371
38	1.0009	56.4700	51.5600	0.1472
39	1.0006	103.5100	99.7800	0.1118
40	1.0004	103.5100	100.5800	0.0879
KBS-3				
41	1.0007	0.0469	0.0713	-
42	1.0001	0.0469	0.0450	-
43	1.0004	0.1588	0.1063	0.0016
44	1.0011	0.1588	0.1113	0.0014
45	1.0008	0.4731	0.3063	0.0050
46	1.0004	0.4731	0.3150	0.0047
47	1.0000	0.9600	0.6563	0.0091
48	1.0008	0.9600	0.6363	0.0097
49	1.0002	1.9975	1.5650	0.0130
50	1.0002	1.9975	1.4888	0.0153
51	1.0001	5.4400	4.2150	0.0367
52	1.0003	5.4400	4.0800	0.0408
53	1.0008	10.6725	8.9600	0.0513
54	1.0010	10.6725	8.6350	0.0611
55	1.0005	22.0900	18.1600	0.1178
56	1.0012	22.0900	18.4200	0.1100
57	1.0001	56.4700	49.7800	0.2007
58	1.0009	56.4700	50.1800	0.1885
59	1.0007	103.5100	100.2200	0.0986
60	1.0002	103.5100	99.3000	0.1263

Appendix A10: Pb treated with synthetic leachate in sorption experiment

Sample No.	Soil weight (g)	C initial (mg/l)	C equilibrium (mg/l)	Adsorption equilibrium (mg/g)
KBS-1				
10001	0.9995	0.0970	0.0000	0.0029
10002	1.0003	0.1610	0.0090	0.0046
10003	1.0006	0.3380	0.0070	0.0099
10004	1.0009	0.7700	0.0190	0.0225
10005	0.9999	1.4538	0.0210	0.0430
10006	0.9998	3.6188	0.0000	0.1086
10007	1.0010	10.7700	0.0000	0.3228
10008	0.9994	20.3200	0.0000	0.6100
KBS-2				
20001	1.0003	0.0970	0.0000	0.0029
20002	1.0000	0.1610	0.0000	0.0048
20003	1.0001	0.3380	0.0000	0.0101
20004	1.0004	0.7700	0.0000	0.0231
20005	0.9995	1.4538	0.0020	0.0436
20006	1.0000	3.6188	0.0650	0.1066
20007	0.9999	10.7700	-	-
20008	0.9996	20.3200	0.3000	0.6008
KBS-3				
30001	0.9997	0.0970	0.0180	0.0024
30002	1.0003	0.1610	0.0200	0.0042
30003	1.0003	0.3380	0.0300	0.0092
30004	1.0003	0.7700	0.0520	0.0215
30005	1.0009	1.4538	0.0238	0.0429
30006	0.9994	3.6188	-	0.1086
30007	0.9997	10.7700	0.2050	0.3170
30008	0.9997	20.3200	0.4000	0.5978

Appendix A11: Zn treated with mixed actual leachate in sorption experiment

Sample No.	Soil weight (g)	C initial (mg/l)	C equilibrium (mg/l)	Adsorption equilibrium (mg/g)
KBS-1				
119	1.0008	0.0185	0.0000	0.0000
120	1.0007	0.1035	0.0000	0.0000
121	1.0008	0.3723	0.1521	0.0066
122	1.0007	1.0010	0.1677	0.0250
123	1.0000	1.7410	0.5685	0.0352
124	1.0007	4.8510	1.1240	0.1117
125	1.0007	11.5910	2.2326	0.2806
126	1.0003	20.6510	4.3810	0.4880
KBS-2				
217	1.0003	0.0185	0.1773	0.0000
218	1.0005	0.1035	0.2354	0.0000

219	1.0005	0.3723	0.4767	0.0000
220	1.0001	1.0010	0.8287	0.0052
221	1.0005	1.7410	0.5740	0.0350
222	1.0001	4.8510	3.3650	0.0446
223	1.0007	11.5910	7.7905	0.1139
224	1.0009	20.6510	14.0145	0.1989
KBS-3				
82	1.0007	0.0185	0.3870	0.0000
83	1.0007	0.1035	0.4865	0.0000
84	1.0008	0.3723	0.5878	0.0000
3024	1.0010	1.0010	0.9955	0.0002
3025	1.0007	1.7410	1.6113	0.0039
3026	1.0005	4.8510	3.1060	0.0523
3027	1.0010	11.5910	7.5885	0.1200
3028	1.0010	20.6510	13.6685	0.2093

Appendix A12: Cu treated with mixed actual leachate in sorption experiment

Sample No.	Soil weight (g)	C initial (mg/l)	C equilibrium (mg/l)	Adsorption equilibrium (mg/g)
KBS-1				
119	1.0008	0.1200	0.1295	0.0000
120	1.0007	0.2050	0.1405	0.0019
121	1.0008	0.4738	0.3915	0.0025
122	1.0007	1.1025	0.5244	0.0173
123	1.0000	1.8425	1.4775	0.0110
124	1.0007	4.9525	3.3975	0.0466
125	1.0007	11.6925	7.8125	0.1163
126	1.0003	20.7525	13.8725	0.2063
KBS-2				
217	1.0003	0.1200	0.0855	0.0010
218	1.0005	0.2050	0.1785	0.0008
219	1.0005	0.4738	-	-
220	1.0001	1.1025	0.8525	0.0075
221	1.0005	1.8425	-	-
222	1.0001	4.9525	4.0775	0.0262
223	1.0007	11.6925	10.0025	0.0507
224	1.0009	20.7525	18.2525	0.0749
KBS-3				
82	1.0007	0.1200	0.1875	0.0000
83	1.0007	0.2050	0.3175	0.0000
84	1.0008	0.4738	0.4650	0.0003
3024	1.0010	1.1025	0.9425	0.0048
3025	1.0007	1.8425	1.8025	0.0012
3026	1.0005	4.9525	4.3979	0.0166
3027	1.0010	11.6925	9.8925	0.0539
3028	1.0010	20.7525	17.1925	0.1067

Appendix A13: Cu treated with mixed actual leachate in sorption experiment

Sample No.	Soil weight (g)	C initial (mg/l)	C equilibrium (mg/l)	Adsorption equilibrium (mg/g)
KBS-1				
119	1.0008	0.0708	-0.0950	0.0000
120	1.0007	0.0820	-0.0760	0.0000
121	1.0008	0.3370	-0.0610	0.0000
122	1.0007	0.4970	0.0224	0.0142
123	1.0000	1.7270	0.2620	0.0440
124	1.0007	4.3970	0.7170	0.1103
125	1.0007	8.9670	1.2150	0.2324
126	1.0003	18.3270	5.4070	0.3875
KBS-2				
217	1.0003	0.0708	0.0600	0.0003
218	1.0005	0.0820	-	-
219	1.0005	0.3370	0.2460	0.0027
220	1.0001	0.4970	-	-
221	1.0005	1.7270	0.2700	0.0437
222	1.0001	4.3970	2.1450	0.0676
223	1.0007	8.9670	6.0600	0.0871
224	1.0009	18.3270	11.2200	0.2130
KBS-3				
82	1.0007	0.0708	0.0325	0.0011
83	1.0007	0.0820	0.0475	0.0010
84	1.0008	0.3370	0.1325	0.0061
3024	1.0010	0.4970	-	-
3025	1.0007	1.7270	0.5375	0.0357
3026	1.0005	4.3970	1.9667	0.0729
3027	1.0010	8.9670	3.8500	0.1534
3028	1.0010	18.3270	6.3800	0.3581

Appendix A14: Cr treated with mixed actual leachate in sorption experiment

Sample No.	Soil weight (g)	C initial (mg/l)	C equilibrium (mg/l)	Adsorption equilibrium (mg/g)
KBS-1				
119	1.0008	0.8583	0.1550	0.0211
120	1.0007	3.8525	-	-
121	1.0008	4.1600	0.2650	0.1168
122	1.0007	5.3770	-	-
123	1.0000	6.0725	1.3195	0.1426
124	1.0007	10.2900	2.8470	0.2231
125	1.0007	20.9800	7.6100	0.4008
126	1.0003	35.4000	17.7820	0.5284
KBS-2				
217	1.0003	0.8583	0.4090	0.0135
218	1.0005	3.8525	-	-
219	1.0005	4.1600	1.0850	0.0922
220	1.0001	5.3770	1.4460	0.1179
221	1.0005	6.0725	-	-
222	1.0001	10.2900	5.6920	0.1379
223	1.0007	20.9800	14.7520	0.1867
224	1.0009	35.4000	26.2620	0.2739
KBS-3				
82	1.0007	0.8583	0.5320	0.0098
83	1.0007	3.8525	-	-
84	1.0008	4.1600	0.7195	0.1031
3024	1.0010	5.3770	-	-
3025	1.0007	6.0725	2.5345	0.1061
3026	1.0005	10.2900	3.7954	0.1947
3027	1.0010	20.9800	13.7020	0.2181
3028	1.0010	35.4000	30.3220	0.1522

Appendix A15: Cd treated with mixed actual leachate in sorption experiment

Sample No.	Soil weight (g)	C initial (mg/l)	C equilibrium (mg/l)	Adsorption equilibrium (mg/g)
KBS-1				
119	1.0008	0.1075	0.0550	0.0016
120	1.0007	0.1925	0.0860	0.0032
121	1.0008	0.4725	0.2800	0.0058
122	1.0007	0.8700	0.3665	0.0151
123	1.0000	1.8800	1.1075	0.0232
124	1.0007	4.9800	2.5300	0.0734
125	1.0007	11.5600	4.2960	0.2178
126	1.0003	21.2600	8.8000	0.3737
KBS-2				
217	1.0003	0.1075	0.0670	0.0012
218	1.0005	0.1925	0.1583	0.0010
219	1.0005	0.4725	0.4210	0.0015

Appendix A15: continued

Sample No.	Soil weight (g)	C initial (mg/l)	C equilibrium (mg/l)	Adsorption equilibrium (mg/g)
220	1.0001	0.8700	0.8150	0.0016
221	1.0005	1.8800	0.6750	0.0361
222	1.0001	4.9800	3.8250	0.0346
223	1.0007	11.5600	8.7500	0.0842
224	1.0009	21.2600	16.5000	0.1427
KBS-3				
82	1.0007	0.1075	0.0450	0.0019
83	1.0007	0.1925	0.1550	0.0011
84	1.0008	0.4725	0.3450	0.0038
3024	1.0010	0.8700	0.7875	0.0025
3025	1.0007	1.8800	1.5100	0.0111
3026	1.0005	4.9800	3.7326	0.0374
3027	1.0010	11.5600	8.1600	0.1019
3028	1.0010	21.2600	13.4200	0.2350

Appendix A16: Cd treated mixed actual leachate in sorption experiment

Sample No.	Soil weight (g)	C initial (mg/l)	C equilibrium (mg/l)	Adsorption equilibrium (mg/g)
KBS-1				
9	1.0004	0.1438	0.1156	0.0008
10	1.0010	0.2288	0.1438	0.0025
11	1.0004	0.5575	0.3802	0.0053
12	1.0010	1.1025	0.6610	0.0132
13	1.0002	2.3500	1.2863	0.0319
14	1.0003	6.3250	2.6975	0.1088
15	1.0007	12.5100	3.6900	0.2644
16	1.0007	25.3800	12.9300	0.3732
KBS-2				
29	1.0005	0.1438	-	-
30	1.0001	0.2288	0.2140	0.0004
31	1.0005	0.5575	0.5180	0.0012
32	1.0012	1.1025	0.9350	0.0050
33	1.0010	2.3500	1.8425	0.0152
34	1.0005	6.3250	3.8975	0.0728
35	1.0012	12.5100	8.7100	0.1139
36	1.0006	25.3800	19.1000	0.1883
KBS-3				
49	1.0010	0.0963	-	-
50	0.9999	0.2125	0.1694	0.0013
51	1.0000	0.5550	0.3959	0.0048
52	1.0000	1.0150	0.7750	0.0072
53	1.0005	2.0850	1.5563	0.0159
54	1.0012	5.1500	3.1143	0.0610
55	1.0003	10.9800	9.3160	0.0499
56	1.0012	25.3800	17.9500	0.2226

Appendix A17: Cr treated mixed actual leachate in sorption experiment

Sample No.	Soil weight (g)	C initial (mg/l)	C equilibrium (mg/l)	Adsorption equilibrium (mg/g)
KBS-1				
9	1.0004	0.3690	-	-
10	1.0010	0.5453	-	0.0163
11	1.0004	1.1315	0.6915	0.0132
12	1.0010	2.2903	1.3100	0.0294
13	1.0002	6.1140	3.8403	0.0682
14	1.0003	13.7640	8.5690	0.1558
15	1.0007	27.5590	17.6490	0.2971
16	1.0007	61.5990	48.0590	0.4059
KBS-2				
29	1.0005	0.3690	-	-
30	1.0001	0.5453	0.4790	0.0020
31	1.0005	1.1315	1.2590	-0.0038
32	1.0012	2.2903	2.6850	-0.0118
33	1.0010	6.1140	5.3765	0.0221
34	1.0005	13.7640	12.1875	0.0473
35	1.0012	27.5590	26.1590	0.0419
36	1.0006	61.5990	57.7590	0.1151
KBS-3				
49	1.0010	0.5260	0.3448	0.0054
50	0.9999	0.6373	0.3990	0.0071
51	1.0000	1.4423	0.7765	0.0200
52	1.0000	2.2610	1.6660	0.0179
53	1.0005	5.3360	3.6810	0.0496
54	1.0012	13.2610	8.4122	0.1453
55	1.0003	29.2910	25.0590	0.1269
56	1.0012	61.5710	52.7510	0.2643

Appendix A18: Pb treated mixed actual leachate in sorption experiment

Sample No.	Soil weight (g)	C initial (mg/l)	C equilibrium (mg/l)	Adsorption equilibrium (mg/g)
KBS-1				
9	1.0004	0.0623	-0.0459	-
10	1.0010	0.0635	0.0135	0.0015
11	1.0004	0.3648	0.0302	0.0100
12	1.0010	0.5360	0.0725	0.0139
13	1.0002	1.4085	0.2310	0.0353
14	1.0003	2.5685	0.7348	0.0550
15	1.0007	15.2135	1.1985	0.4202
16	1.0007	17.4935	2.3935	0.4527
KBS-2				
29	1.0005	0.0623	0.0495	0.0004
30	1.0001	0.0635	-	-
31	1.0005	0.3648	0.1815	0.0055
32	1.0012	0.5360	0.3085	0.0068
33	1.0010	1.4085	0.8735	0.0160
34	1.0005	2.5685	2.2010	0.0110
35	1.0012	15.2135	11.7435	0.1040
36	1.0006	17.4935	5.0835	0.3721
KBS-3				
49	1.0010	0.0785	0.0545	0.0007
50	0.9999	0.1148	-	-
51	1.0000	0.4623	0.1129	0.0105
52	1.0000	0.8673	0.2700	0.0179
53	1.0005	1.9635	0.7573	0.0362
54	1.0012	5.0060	2.2874	0.0815
55	1.0003	9.0960	3.9960	0.1530
58	1.0012	15.2135	7.8415	0.2209

Appendix A19: Cu treated mixed actual leachate in sorption experiment

Sample No.	Soil weight (g)	C initial (mg/l)	C equilibrium (mg/l)	Adsorption equilibrium (mg/g)
KBS-1				
9	1.0004	0.0395	-	-
10	1.0010	0.1845	-	-
11	1.0004	0.6608	-	-
12	1.0010	1.4008	1.2055	0.0059
13	1.0002	3.2645	2.5095	0.0226
14	1.0003	7.9295	5.5483	0.0714
15	1.0007	15.0195	8.4045	0.1983
16	1.0007	23.6195	16.9695	0.1994
KBS-2				
29	1.0005	0.0395	0.1725	-
30	1.0001	0.1845	0.2995	-
31	1.0005	0.6608	0.7575	-
32	1.0012	1.4008	1.4055	-
33	1.0010	3.2645	2.8820	0.0115
34	1.0005	7.9295	6.2870	0.0493
35	1.0012	15.0195	13.6595	0.0408
36	1.0006	23.6195	20.7295	0.0866
KBS-3				
49	1.0010	0.1360	0.1438	-
50	0.9999	0.2310	0.2383	-
51	1.0000	0.5610	0.4322	0.0039
52	1.0000	0.9848	0.8730	0.0034
53	1.0005	2.0260	1.7203	0.0092
54	1.0012	5.8710	4.0077	0.0558
55	1.0003	10.2760	9.6720	0.0181
56	1.0012	23.6535	20.8840	0.0830

Appendix A20: Zn treated mixed actual leachate in sorption experiment

Sample No.	Soil weight (g)	C initial (mg/l)	C equilibrium (mg/l)	Adsorption equilibrium (mg/g)
KBS-1				
9	1.0004	0.0553	-	-
10	1.0010	0.0943	-	-
11	1.0004	0.2459	-	-
12	1.0010	0.4638	-	-
13	1.0002	1.0848	0.0600	0.0307
14	1.0003	2.5668	0.2245	0.0702
15	1.0007	5.2333	0.1888	0.1512
16	1.0007	25.7053	8.1123	0.5274
KBS-2				
29	1.0005	0.0553	0.0052	0.0015
30	1.0001	0.0943	0.0478	0.0014
31	1.0005	0.2459	0.1115	0.0040
32	1.0012	0.4638	0.2166	0.0074
33	1.0010	1.0848	0.5595	0.0157
34	1.0005	2.5668	1.1115	0.0436
35	1.0012	5.2333	2.6323	0.0779
36	1.0006	25.7053	16.4453	0.2776
KBS-3				
49	1.0010	0.4858	0.1495	0.0101
50	0.9999	0.5721	0.1805	0.0117
51	1.0000	0.9361	0.3926	0.0163
52	1.0000	1.3550	0.7562	0.0180
53	1.0005	2.5018	1.3809	0.0336
54	1.0012	5.7500	2.1941	0.1065
55	1.0003	11.7300	8.1752	0.1066
56	1.0012	26.0600	16.1472	0.2970

Appendix A21: Zn treated mixed synthetic leachate in sorption experiment

Sample No.	Soil weight (g)	C initial (mg/l)	C equilibrium (mg/l)	Adsorption equilibrium (mg/g)
KBS-1				
117	1.0008	0.1258	0.0371	0.0027
118	1.0003	0.1530	0.0376	0.0035
127	1.0006	0.5760	0.0571	0.0156
128	1.0005	0.8982	0.0609	0.0251
129	1.0004	2.0310	1.1320	0.0270
130	1.0004	8.0450	4.8095	0.0970
10025	1.0008	27.9400	-	-
10026	1.0001	54.3400	4.1680	1.5050
KBS-2				
209	1.0010	0.1258	0.0486	0.0023
210	1.0003	0.1530	0.0288	0.0037
211	1.0001	0.5760	0.0853	0.0147
212	1.0008	0.8982	0.2012	0.0209
213	1.0003	2.0310	1.1650	0.0260
214	1.0001	8.0450	2.4360	0.1683
200025	0.9998	27.9400	4.6930	0.6975
200026	1.0004	54.3400	15.5980	1.1618
KBS-3				
85	1.0009	0.1258	0.0444	0.0024
87	1.0007	0.1530	0.0571	0.0029
88	1.0008	0.5760	0.0726	0.0151
68	1.0006	0.8982	0.1339	0.0229
89	1.0007	2.0310	1.2760	0.0226
90	1.001	8.0450	-	-
300025	0.9999	27.9400	3.4970	0.7334
300026	1.0003	54.3400	12.8140	1.2454

Appendix A22: Cu treated mixed synthetic leachate in sorption experiment

Sample No.	Soil weight (g)	C initial (mg/l)	C equilibrium (mg/l)	Adsorption equilibrium (mg/g)
KBS-1				
117	1.0008	0.1230	0.0490	0.0022
118	1.0003	0.1950	0.0700	0.0037
127	1.0006	0.4630	0.1300	0.0100
128	1.0005	0.8710	0.1670	0.0211
129	1.0004	1.9050	0.1760	0.0518
130	1.0004	8.5150	4.4700	0.1213
10025	1.0008	34.3100	-	-
10026	1.0001	65.5000	6.3800	1.7734
KBS-2				
209	1.0010	0.1230	0.0860	0.0011
210	1.0003	0.1950	0.1210	0.0022
211	1.0001	0.4630	0.4600	0.0001
212	1.0008	0.8710	0.6270	0.0073
213	1.0003	1.9050	1.0910	0.0244
214	1.0001	8.5150	2.3650	0.1845
200025	0.9998	34.3100	8.9800	0.7601
200026	1.0004	65.5000	16.6200	1.4658
KBS-3				
85	1.0009	0.1230	0.1190	0.0001
87	1.0007	0.1950	0.1610	0.0010
88	1.0008	0.4630	0.3470	0.0035
68	1.0006	0.8710	0.5180	0.0106
89	1.0007	1.9050	0.2530	0.0495
90	1.0010	8.5150	4.8600	0.1095
300025	0.9999	34.3100	8.6200	0.7708
300026	1.0003	65.5000	15.5600	1.4978

Appendix A23: Pb treated mixed synthetic leachate in sorption experiment

Sample No.	Soil weight (g)	C initial (mg/l)	C equilibrium (mg/l)	Adsorption equilibrium (mg/g)
KBS-1				
117	1.0008	0.1500	0.0000	0.0000
118	1.0003	0.1530	0.0000	0.0000
127	1.0006	0.3520	0.0000	0.0000
128	1.0005	0.4110	0.0030	0.0122
129	1.0004	1.7650	0.1120	0.0496
130	1.0004	8.3750	3.6300	0.1423
10025	1.0008	31.2000	0.0000	0.9353
10026	1.0001	64.8400	0.0000	1.9450
KBS-2				
209	1.0010	0.1500	0.0300	0.0036
210	1.0003	0.1530	0.0210	0.0040
211	1.0001	0.3520	0.1038	0.0074
212	1.0008	0.4110	0.0600	0.0105
213	1.0003	1.7650	-	-
214	1.0001	8.3750	-	-
200025	0.9998	31.2000	0.2500	0.9287
200026	1.0004	64.8400	0.9000	1.9174
KBS-3				
85	1.0009	0.1500	0.0210	0.0039
87	1.0007	0.1530	-	-
88	1.0008	0.3520	0.0440	0.0092
68	1.0006	0.4110	-	-
89	1.0007	1.7650	0.0720	0.0508
90	1.0010	8.3750	-	-
300025	0.9999	31.2000	0.6900	0.9154
300026	1.0003	64.8400	15.4000	1.4828

Appendix A24: Cr treated mixed synthetic leachate in sorption experiment

Sample No.	Soil weight (g)	C initial (mg/l)	C equilibrium (mg/l)	Adsorption equilibrium (mg/g)
KBS-1				
117	1.0008	0.0000	0.0000	0.0000
118	1.0003	0.0291	0.0000	0.0009
127	1.0006	0.1901	0.1216	0.0021
128	1.0005	0.5484	0.4282	0.0036
129	1.0004	1.2093	0.6410	0.0170
130	1.0004	8.9950	1.0325	0.2388
10025	1.0008	43.4800	10.9600	0.9748
10026	1.0001	93.1200	18.9200	2.2258
KBS-2				
209	1.0010	0.0000	0.0000	0.0000
210	1.0003	0.0291	0.0000	0.0009
211	1.0001	0.1901	0.1254	0.0019
212	1.0008	0.5484	0.4660	0.0025
213	1.0003	1.2093	0.5970	0.0184
214	1.0001	8.9950	1.7773	0.2165
200025	0.9998	43.4800	9.0480	1.0332
200026	1.0004	93.1200	20.5800	2.1753
KBS-3				
85	1.0009	0.0000	0.0000	0.0000
87	1.0007	0.0291	0.0000	0.0009
88	1.0008	0.1901	0.0817	0.0032
68	1.0006	0.5484	-	-
89	1.0007	1.2093	0.5938	0.0185
90	1.0010	8.9950	3.8055	0.1555
300025	0.9999	43.4800	9.0040	1.0344
300026	1.0003	93.1200	20.3800	2.1815

Appendix A25: Cd treated mixed synthetic leachate in sorption experiment

Sample No.	Soil weight (g)	C initial (mg/l)	C equilibrium (mg/l)	Adsorption equilibrium (mg/g)
KBS-1				
117	1.0008	0.1280	-	-
118	1.0003	0.1940	0.0010	0.0058
127	1.0006	0.5100	0.0330	0.0143
128	1.0005	0.9690	0.1180	0.0255
129	1.0004	2.0300	1.4520	0.0173
130	1.0004	9.4400	5.4900	0.1185
10025	1.0008	9.8310	-	-
10026	1.0001	21.6800	4.4800	0.5159
KBS-2				
209	1.0010	0.1280	0.0150	0.0034
210	1.0003	0.1940	0.0210	0.0052
211	1.0001	0.5100	-	-
212	1.0008	0.9690	0.1910	0.0233
213	1.0003	2.0300	1.2240	0.0242
214	1.0001	9.4400	2.7625	0.2003
200025	0.9998	9.8310	4.0500	0.1735
200026	1.0004	21.6800	9.7600	0.3575
KBS-3				
85	1.0009	0.1280	0.0020	0.0038
87	1.0007	0.1940	0.0018	0.0058
88	1.0008	0.5100	0.1090	0.0120
68	1.0006	0.9690	0.2820	0.0206
89	1.0007	2.0300	1.2720	0.0227
90	1.0010	9.4400	5.5950	0.1152
300025	0.9999	9.8310	2.6800	0.2146
300026	1.0003	21.6800	7.9400	0.4121

Appendix A26: Cd treated mixed synthetic leachate in sorption experiment

sample No.	Soil weight (g)	C initial (mg/l)	C equilibrium (mg/l)	Adsorption equilibrium (mg/g)
KBS-1				
1	1.0004	0.0000	0.0000	0.0000
2	1.0010	0.1863	0.0063	0.0054
3	1.0001	0.4425	0.0300	0.0124
4	1.0005	1.0725	0.0820	0.0297
5	1.0004	2.9400	0.3038	0.0791
6	1.0013	6.3200	0.9475	0.1610
7	1.0000	12.9300	2.6800	0.3075
8	1.0010	24.9000	11.4300	0.4037
KBS-2				
21	1.0005	0.0000	0.0230	-0.0007
22	1.0006	0.1863	0.0600	0.0038
23	1.0004	0.4425	0.1840	0.0078
24	1.0005	1.0725	0.3810	0.0207
25	1.0012	2.9400	1.4100	0.0458
26	1.0007	6.3200	3.4913	0.0848
27	1.0004	12.9300	8.3800	0.1364
28	1.0010	24.9000	20.0800	0.1445
KBS-3				
41	1.0011	0.0875	0.0090	0.0024
42	1.0002	0.1913	0.0333	0.0047
43	1.0006	0.5163	0.1270	0.0117
44	0.9998	0.9975	0.3135	0.0205
45	1.0005	2.1075	0.8022	0.0391
46	1.0007	5.1550	2.7720	0.0714
47	1.0010	10.9800	7.0080	0.1190
48	1.0006	25.3800	17.5400	0.2351

Appendix A27: Cr treated mixed synthetic leachate in sorption experiment

sample No.	Soil weight (g)	C initial (mg/l)	C equilibrium (mg/l)	Adsorption equilibrium (mg/g)
KBS-1				
1	1.0004	0.0000	0.0154	-
2	1.0010	0.0068	-	-
3	1.0001	0.8131	0.6150	0.0059
4	1.0005	1.3188	1.6720	-
5	1.0004	3.0400	3.4838	-
6	1.0013	10.1750	9.3663	0.0242
7	1.0000	25.2600	22.8350	0.0727
8	1.0010	56.2600	51.2500	0.1501
KBS-2				
21	1.0005	0.0000	0.0013	0.0000
22	1.0006	0.0068	0.1391	-
23	1.0004	0.8131	0.5593	0.0076
24	1.0005	1.3188	0.9743	0.0103
25	1.0012	3.0400	2.9800	0.0018
26	1.0007	10.1750	9.3225	0.0256
27	1.0004	25.2600	22.0300	0.0969
28	1.0010	56.2600	51.8100	0.1334
KBS-3				
41	1.0011	0.0000	-	-
42	1.0002	0.0206	-	-
43	1.0006	0.4486	0.3888	0.0018
44	0.9998	1.3638	1.1635	0.0060
45	1.0005	2.5250	-	-
46	1.0007	10.8550	9.1920	0.0499
47	1.0010	24.1600	22.9160	0.0373
48	1.0006	56.2600	51.8600	0.1319

Appendix A28: Pb treated mixed synthetic leachate in sorption experiment

sample No.	Soil weight (g)	C initial (mg/l)	C equilibrium (mg/l)	Adsorption equilibrium (mg/g)
KBS-1				
1	1.0004	0.1975	0.0792	0.0035
2	1.0010	0.2550	0.0594	0.0059
3	1.0001	0.5238	0.0510	0.0142
4	1.0005	0.9888	0.0850	0.0271
5	1.0004	1.9550	-	-
6	1.0013	5.0450	0.1188	0.1476
7	1.0000	9.9500	0.3000	0.2895
8	1.0010	10.1800	0.1000	0.3021
KBS-2				
21	1.0005	0.1975	0.1030	0.0028
22	1.0006	0.2550	0.0890	0.0050
23	1.0004	0.5238	-	-
24	1.0005	0.9888	0.0940	0.0268
25	1.0012	1.9550	0.1125	0.0552
26	1.0007	5.0450	0.1663	0.1463
27	1.0004	9.9500	0.3250	0.2886
28	1.0010	10.1800	0.3100	0.2958
KBS-3				
41	1.0011	0.1175	0.0520	0.0020
42	1.0002	0.1400	0.0427	0.0029
43	1.0006	0.3450	0.0330	0.0094
44	0.9998	0.4625	-	-
45	1.0005	0.5450	-	-
46	1.0007	2.7800	-	-
47	1.0010	6.4700	-	-
48	1.0006	10.1800	-	-

Appendix A29: Cu treated mixed synthetic leachate in sorption experiment

sample No.	Soil weight (g)	C initial (mg/l)	C equilibrium (mg/l)	Adsorption equilibrium (mg/g)
KBS-1				
1	1.0004	0.2800	0.0552	0.0067
2	1.0010	0.4250	0.1135	0.0093
3	1.0001	0.8900	0.3010	0.0177
4	1.0005	1.6538	0.6910	0.0289
5	1.0004	3.4700	1.5513	0.0575
6	1.0013	8.2300	4.2000	0.1207
7	1.0000	16.5700	9.4400	0.2139
8	1.0010	24.2600	11.5700	0.3803
KBS-2				
21	1.0005	0.2800	0.1250	0.0046
22	1.0006	0.4250	0.2640	0.0048
23	1.0004	0.8900	0.6060	0.0085
24	1.0005	1.6538	1.0720	0.0174
25	1.0012	3.4700	2.6675	0.0240
26	1.0007	8.2300	6.5613	0.0500
27	1.0004	16.5700	12.8450	0.1117
28	1.0010	24.2600	20.1200	0.1241
KBS-3				
41	1.0011	0.1125	0.1100	0.0001
42	1.0002	0.2038	0.1740	0.0009
43	1.0006	0.4938	0.3810	0.0034
44	0.9998	0.9738	0.8052	0.0051
45	1.0005	2.0625	1.6880	0.0112
46	1.0007	4.9800	4.3680	0.0183
47	1.0010	10.4100	9.0000	0.0423
48	1.0006	24.2600	19.7900	0.1340

Appendix A30: Zn treated mixed synthetic leachate in sorption experiment

sample No.	Soil weight (g)	C initial (mg/l)	C equilibrium (mg/l)	Adsorption equilibrium (mg/g)
KBS-1				
1	1.0004	0.0770	0.0216	0.0017
2	1.0010	0.1201	0.0265	0.0028
3	1.0001	0.0901	0.0342	0.0017
4	1.0005	0.5101	0.0269	0.0145
5	1.0004	1.1100	0.0294	0.0324
6	1.0013	2.6505	0.0794	0.0770
7	1.0000	6.8980	0.0900	0.2042
8	1.0010	26.0600	4.3340	0.6511
KBS-2				
21	1.0005	0.0770	0.0187	0.0017
22	1.0006	0.1201	0.0312	0.0027
23	1.0004	0.0901	0.0339	0.0017
24	1.0005	0.5101	0.0378	0.0142
25	1.0012	1.1100	0.1544	0.0286
26	1.0007	2.6505	0.6089	0.0612
27	1.0004	6.8980	1.9190	0.1493
28	1.0010	26.0600	16.4800	0.2871
KBS-3				
41	1.0011	0.1570	0.0271	0.0039
42	1.0002	0.2479	0.0376	0.0063
43	1.0006	0.5996	0.0610	0.0161
44	0.9998	1.1108	0.1213	0.0297
45	1.0005	2.3493	0.3397	0.0603
46	1.0007	5.5050	1.4918	0.1203
47	1.0010	11.4600	4.8040	0.1995
48	1.0006	26.1400	14.1100	0.3607

APPENDIX B : Data obtained from Column Experiment

Appendix B1: Zn in actual leachate transport through KBS-2 column, initial [Zn] = 10 mg L⁻¹
flow rate : 20.86 mg L⁻¹

Time (hr)	Volume (ml)	Pore Volume	C effluent (mg L ⁻¹)	C/Co
0-2	41.72	0.65	0.2274	0.0237
10-12	250.32	3.92	2.5109	0.2622
20-22	458.92	7.20	2.5119	0.2623
28-30	625.80	9.81	2.5809	0.2695
33-35	730.10	11.45	4.5044	0.4704
44-46	959.56	15.04	7.4529	0.7784
52-54	1126.44	17.66	3.3861	0.3536
58-60	1251.60	19.62	3.2959	0.3442
68-70	1460.20	22.89	3.3696	0.3519
76-78	1627.08	25.51	3.7095	0.3874
90-92	1710.52	26.82	4.6313	0.4837
100-102	1919.12	30.09	5.1589	0.5388
106-108	2044.28	32.05	5.1186	0.5346
114-116	2211.16	34.67	6.3572	0.6639
124-126	2419.76	37.94	6.6097	0.6903
130-132	2544.92	39.90	6.8008	0.7103
140-142	2753.52	43.17	7.9929	0.8348
148-150	2920.40	45.79	8.4707	0.8856
156-158	3087.28	48.41	8.2253	0.8590
164-166	3254.16	51.02	8.1387	0.8500
172-174	3421.04	53.64	8.0878	0.8447
178-180	3546.20	55.60	8.6680	0.9053
188-191	3775.66	59.20	9.2070	0.9616
196-198	3921.68	61.49	8.8839	0.9278
202-204	4046.84	63.45	8.7505	0.9139
212-214	4255.44	66.72	9.7598	1.0193
220-223	4443.18	69.66	8.0397	0.8397
226-228	4547.48	71.30	8.4824	0.8859
235-238	4756.08	74.57	10.0747	1.0522
244-246	4922.96	77.19	7.1610	0.7479
250-252	5048.12	79.15	9.6800	1.0110
260-262	5256.72	82.42	10.5123	1.0979
268-270	5423.60	85.04	10.3987	1.0860
274-276	5548.76	87.00	9.9990	1.0443
282-284	5715.64	89.61	10.2667	1.0722
286-288	5799.08	90.92	10.5050	1.0971
292-294	5924.24	92.89	10.6040	1.1075
298-300	6049.40	94.85	10.7745	1.1253
306-308	6216.28	97.46	8.6130	0.8995
308-310	6258.00	98.12	9.6085	1.0035
310-312	6299.72	98.77	9.4545	0.9874
314-316	6383.16	100.08	8.1400	0.8501
322-324	6550.04	102.70	8.8523	0.9245
330-332	6716.92	105.31	9.8643	1.0302
332-334	6758.64	105.97	9.8148	1.0250
334-336	6800.36	106.62	9.0338	0.9435
338-340	6883.80	107.93	9.6030	1.0029
342-344	6967.24	109.24	10.3015	1.0759
346-348	7050.68	110.55	9.5618	0.9986
354-356	7217.56	113.16	9.4793	0.9900

Appendix B1: continued

Time (hr)	Volume (ml)	Pore Volume	C effluent (mg L ⁻¹)	C/Co
356-358	7259.28	113.82	9.1493	0.9555
358-360	7301.00	114.47	7.9338	0.8286
362-364	7384.44	115.78	7.2619	0.7584
368-370	7509.60	117.74	6.9449	0.7253
372-374	7593.04	119.05	7.3709	0.7698
382-384	7801.64	122.32	7.3709	0.7698
384-386	7843.36	122.98	6.5919	0.6884
386-388	7885.08	123.63	7.0849	0.7399
392-394	8010.24	125.59	7.9789	0.8333
396-398	8093.68	126.90	7.3789	0.7706
404-406	8260.56	129.52	6.7469	0.7046
408-410	8344.00	130.82	7.2369	0.7558
414-416	8469.16	132.79	6.8969	0.7203
416-418	8510.88	133.44	6.8289	0.7132
426-428	8719.48	136.71	6.7069	0.7005
430-432	8802.92	138.02	6.6549	0.6950
434-436	8886.36	139.33	7.0689	0.7383
442-444	9053.24	141.94	7.5409	0.7876
444-446	9094.96	142.60	7.2349	0.7556
446-448	9136.68	143.25	7.2679	0.7590
448-450	9178.40	143.91	7.4389	0.7769
452-454	9261.84	145.22	7.1189	0.7435
456-458	9345.28	146.52	7.2589	0.7581
458-460	9387.00	147.18	6.8489	0.7153
460-466	9512.16	149.14	7.1769	0.7495
466-468	9553.88	149.79	7.5109	0.7844
468-470	9595.60	150.45	6.9769	0.7287
470-472	9637.32	151.10	6.9729	0.7282
472-474	9679.04	151.76	7.2589	0.7581
474-476	9720.76	152.41	6.8169	0.7119
476-478	9762.48	153.06	6.9249	0.7232
478-480	9804.20	153.72	7.1309	0.7447
480-482	9845.92	154.37	7.2689	0.7592
482-484	9887.64	155.03	7.9949	0.8350
484-490	10012.80	156.99	7.4469	0.7777
490-492	10054.52	157.64	7.6609	0.8001
492-494	10096.24	158.30	8.0209	0.8377
494-496	10137.96	158.95	7.8149	0.8162
496-498	10179.68	159.61	7.8229	0.8170
498-500	10221.40	160.26	7.7589	0.8103
500-502	10263.12	160.91	8.1449	0.8506
502-504	10304.84	161.57	7.9309	0.8283
504-506	10346.56	162.22	7.9869	0.8341
506-508	10388.28	162.88	7.5289	0.7863
508-514	10513.44	164.84	7.9869	0.8341
514-516	10555.16	165.49	8.2929	0.8661
516-518	10596.88	166.15	7.9509	0.8304
518-520	10638.60	166.80	8.2609	0.8628
520-522	10680.32	167.46	8.4029	0.8776
522-524	10722.04	168.11	8.8329	0.9225

Appendix B1: continued

Time (hr)	Volume (ml)	Pore Volume	C effluent (mg L ⁻¹)	C/Co
524-526	10763.76	168.76	8.6069	0.8989
526-528	10805.48	169.42	8.6689	0.9054
528-530	10847.20	170.07	8.8389	0.9231
530-532	10888.92	170.73	8.6369	0.9020
538-540	11055.80	173.34	8.5449	0.8924
540-542	11097.52	174.00	9.1649	0.9572
542-544	11139.24	174.65	8.6169	0.8999
544-546	11180.96	175.31	8.7749	0.9164
546-548	11222.68	175.96	8.8329	0.9225
548-550	11222.68	175.96	8.5429	0.8922
550-552	11264.40	176.61	8.9829	0.9382
553-554	11306.12	177.27	8.7609	0.9150
554-555	11326.98	177.59	9.1949	0.9603
555-556	11347.84	177.92	7.8441	0.8192
556-557	11368.70	178.25	8.8669	0.9260
557-558	11389.56	178.58	13.5349	1.4136
558-559	11410.42	178.90	11.5029	1.2013
559-560	11431.28	179.23	4.0159	0.4194
560-561	11452.14	179.56	2.8279	0.2953
561-562	11473.00	179.88	4.4199	0.4616
562-563	11493.86	180.21	3.8349	0.4005
563-564	11514.72	180.54	3.2329	0.3376
564-565	11535.58	180.87	2.1589	0.2255
565-566	11556.44	181.19	3.0039	0.3137
566-567	11577.30	181.52	2.1539	0.2250
567-569	11619.02	182.17	1.8599	0.1942
569-570	11639.88	182.50	1.5084	0.1575
570-571	11660.74	182.83	1.4459	0.1510
571-572	11681.60	183.15	1.2547	0.1310
572-573	11702.46	183.48	2.6554	0.2773
573-574	11723.32	183.81	1.7192	0.1795
574-576	11765.04	184.46	3.1096	0.3248
576-578	11806.76	185.12	1.0239	0.1069
578-580	11848.48	185.77	0.6752	0.0705
580-582	11890.20	186.43	0.6152	0.0642
582-584	11931.92	187.08	0.4614	0.0482
584-585	11952.78	187.41	0.4757	0.0497
585-587	11994.50	188.06	0.4003	0.0418
587-593	12119.66	190.02	0.2800	0.0292
593-595	12161.38	190.68	0.2527	0.0264
595-597	12203.10	191.33	0.2548	0.0266
597-599	12244.82	191.99	0.2543	0.0266
599-601	12286.54	192.64	0.1648	0.0172
601-603	12328.26	193.29	0.1777	0.0186
603-605	12369.98	193.95	0.1370	0.0143
605-607	12411.70	194.60	0.1230	0.0128
607-609	12453.42	195.26	0.1383	0.0144
615-617	12620.30	197.87	0.0612	0.0064
617-619	12662.02	198.53	0.0620	0.0065
619-621	12703.74	199.18	0.0500	0.0052

Appendix B1: continued

Time (hr)	Volume (ml)	Pore Volume	C effluent (mg L ⁻¹)	C/Co
621-623	12745.46	199.83	0.0337	0.0035
623-625	12787.18	200.49	0.0237	0.0025
625-627	12828.90	201.14	0.5010	0.0523
627-629	12870.62	201.80	0.2433	0.0254
629-631	12912.34	202.45	0.1423	0.0149
631-633	12954.06	203.11	0.0539	0.0056
639-641	12995.78	203.76	0.9479	0.0990
641-643	13037.50	204.41	0.3612	0.0377
643-645	13079.22	205.07	0.0805	0.0084
645-647	13120.94	205.72	0.0248	0.0026

Appendix B2: Cd in actual leachate transport through KBS-2 column, initial [Cd] = 10 mg L⁻¹
flow rate : 23.05 mg L⁻¹

Time (hr)	Volume (ml)	Pore Volume	C effluent (mg L ⁻¹)	C/Co
0-2	69.15	1.08	0.0000	0.0000
10-12	299.65	4.70	0.3240	0.0347
20-22	530.15	8.31	2.7500	0.2944
28-30	714.55	11.20	5.3700	0.5749
44-46	1083.35	16.99	3.1000	0.3319
52-54	1267.75	19.88	5.1000	0.5460
58-60	1406.05	22.05	5.8800	0.6296
68-70	1636.55	25.66	9.0400	0.9679
76-78	1820.95	28.55	9.6700	1.0353
90-92	2143.65	33.61	9.0400	0.9679
100-102	2374.15	37.22	8.9100	0.9540
106-108	2512.45	39.39	8.6700	0.9283
114-116	2696.85	42.28	7.9800	0.8544
124-126	2927.35	45.90	8.1425	0.8718
130-132	3065.65	48.07	7.6425	0.8183
140-142	3296.15	51.68	7.5675	0.8102
148-150	3480.55	54.57	7.2300	0.7741
156-158	3664.95	57.46	7.2050	0.7714
164-166	3849.35	60.35	6.9925	0.7487
172-174	4033.75	63.24	7.5300	0.8062
178-180	4172.05	65.41	4.7925	0.5131
188-191	4425.60	69.39	6.5925	0.7058
196-198	4586.95	71.92	6.3300	0.6777
202-204	4725.25	74.09	6.2800	0.6724
212-214	4955.75	77.70	7.3050	0.7821
220-223	5163.20	80.95	6.8550	0.7339
226-228	5278.45	82.76	6.9675	0.7460
235-238	5508.95	86.37	7.0300	0.7527
244-246	5693.35	89.27	12.7467	1.3647
250-252	5831.65	91.43	11.7633	1.2595
260-262	6062.15	95.05	13.8467	1.4825
268-270	6246.55	97.94	14.8300	1.5878
274-276	6384.85	100.11	29.2300	3.1296
282-284	6569.25	103.00	16.4800	1.7645
292-294	6799.75	106.61	9.9050	1.0605

Appendix B2: continued

Time (hr)	Volume (ml)	Pore Volume	C effluent (mg L ⁻¹)	C/Co
298-300	6938.05	108.78	9.4175	1.0083
306-308	7122.45	111.67	9.8800	1.0578
310-312	7214.65	113.12	9.3675	1.0029
316-318	7352.95	115.29	9.7925	1.0484
322-324	7491.25	117.45	10.4800	1.1221
330-332	7675.65	120.35	10.0175	1.0725
334-336	7767.85	121.79	10.1425	1.0859
340-342	7906.15	123.96	18.2050	1.9491
346-348	8044.45	126.13	10.9550	1.1729
354-356	8228.85	129.02	8.9300	0.9561
358-360	8321.05	130.46	16.0300	1.7163
364-366	8459.35	132.63	10.1550	1.0873
372-374	8643.75	135.52	10.1800	1.0899
380-382	8828.15	138.42	8.5800	0.9186
384-386	8920.35	139.86	8.3550	0.8945
386-388	8966.45	140.58	8.8800	0.9507
396-398	9196.95	144.20	9.2550	0.9909
404-406	9381.35	147.09	9.2300	0.9882
412-414	9565.75	149.98	8.4050	0.8999
416-418	9657.95	151.43	8.8300	0.9454
434-436	10072.85	157.93	6.1900	0.6627
442-444	10257.25	160.82	6.4500	0.6906
444-446	10303.35	161.55	6.6700	0.7141
446-448	10349.45	162.27	6.2300	0.6670
448-450	10395.55	162.99	6.2300	0.6670
452-454	10487.75	164.44	6.0900	0.6520
456-458	10579.95	165.88	6.5100	0.6970
458-460	10626.05	166.60	6.4500	0.6906
460-466	10764.35	168.77	6.1100	0.6542
466-468	10810.45	169.50	6.1900	0.6627
468-470	10856.55	170.22	6.1900	0.6627
470-472	10902.65	170.94	6.2100	0.6649
472-474	10948.75	171.66	3.8050	0.4074
474-476	10994.85	172.39	3.9300	0.4208
476-478	11040.95	173.11	4.4300	0.4743
480-482	11133.15	174.56	5.7600	0.6167
482-484	11179.25	175.28	6.0400	0.6467
484-490	11317.55	177.45	6.2500	0.6692
490-492	11363.65	178.17	6.8300	0.7313
492-494	11409.75	178.89	6.7400	0.7216
494-496	11455.85	179.62	6.9900	0.7484
496-498	11501.95	180.34	7.1400	0.7645
498-500	11548.05	181.06	7.3000	0.7816
500-502	11594.15	181.78	7.1400	0.7645
504-506	11686.35	183.23	7.8300	0.8383
506-508	11732.45	183.95	7.2900	0.7805
508-514	11870.75	186.12	7.5700	0.8105
514-516	11916.85	186.84	7.8100	0.8362
516-518	11962.95	187.57	7.1200	0.7623
520-522	12055.15	189.01	7.9900	0.8555
522-524	12101.25	189.73	7.3000	0.7816
524-526	12147.35	190.46	8.2700	0.8854

Appendix B2: continued

Time (hr)	Volume (ml)	Pore Volume	C effluent (mg L ⁻¹)	C/Co
526-528	12193.45	191.18	7.9500	0.8512
528-530	12239.55	191.90	8.2700	0.8854
530-532	12285.65	192.63	7.7900	0.8340
532-538	12423.95	194.79	7.8800	0.8437
538-540	12470.05	195.52	7.9000	0.8458
540-542	12516.15	196.24	8.2300	0.8812
542-544	12562.25	196.96	8.1800	0.8758
544-546	12608.35	197.69	8.0300	0.8597
546-548	12654.45	198.41	8.3000	0.8887
548-550	12700.55	199.13	8.0400	0.8608
550-552	12746.65	199.85	8.1700	0.8747
552-554	12792.75	200.58	8.1000	0.8672
554-556	12838.85	201.30	8.5900	0.9197
559-561	12954.10	203.11	8.8100	0.9433
565-567	13092.40	205.27	7.8100	0.8362
567-567.5	13103.93	205.46	7.7350	0.8282
567.5-568	13115.45	205.64	7.8850	0.8442
568-569	13138.50	206.00	7.3850	0.7907
569-570	13161.55	206.36	7.5950	0.8132
570-571	13184.60	206.72	9.8300	1.0525
571-572	13207.65	207.08	17.5300	1.8769
573-574	13253.75	207.80	16.0800	1.7216
574-575	13276.80	208.17	9.6550	1.0337
575-576	13299.85	208.53	5.8050	0.6215
581-582	13438.15	210.70	6.5675	0.7032
582-584	13484.25	211.42	7.0550	0.7554
584-585	13507.30	211.78	6.4675	0.6925
585-587	13553.40	212.50	5.7300	0.6135
587-593	13691.70	214.67	2.4838	0.2659
593-595	13737.80	215.39	2.5013	0.2678
595-597	13783.90	216.12	2.3913	0.2560
597-599	13830.00	216.84	2.3750	0.2543
599-601	13876.10	217.56	2.1750	0.2329
601-603	13922.20	218.28	2.0400	0.2184
603-605	13968.30	219.01	1.9250	0.2061
605-607	14014.40	219.73	1.5800	0.1692
607-609	14060.50	220.45	1.7888	0.1915
615-617	14244.90	223.34	1.6588	0.1776
617-619	14291.00	224.07	1.6775	0.1796
619-621	14337.10	224.79	1.6575	0.1775
621-623	14383.20	225.51	1.5425	0.1651
623-625	14429.30	226.24	0.0886	0.0095
625-627	14475.40	226.96	1.4500	0.1552
627-629	14521.50	227.68	1.4175	0.1518
629-631	14567.60	228.40	1.4588	0.1562
631-633	14613.70	229.13	1.3913	0.1490

**Appendix B3: Pb in actual leachate transport through KBS-2 column, initial [Pb] = 10 mg L⁻¹
flow rate : 17.00 mg L⁻¹**

Time (hr)	Volume (ml)	Pore Volume	C effluent (mg L ⁻¹)	C/Co
0-2	34.00	0.53	0.1408	0.0141
8-10	170.00	2.67	1.4395	0.1440
12-14	238.00	3.73	1.8958	0.1896
18-22	374.00	5.86	2.3620	0.2362
24-26	442.00	6.93	2.8958	0.2896
32-34	578.00	9.06	2.5738	0.2574
36-38	646.00	10.13	1.5645	0.1565
42-44	748.00	11.73	1.6545	0.1655
48-50	850.00	13.33	3.1958	0.3196
59-61	1037.00	16.26	4.5620	0.4562
65-67	1139.00	17.86	4.5083	0.4508
70-72	1224.00	19.19	4.5283	0.4528
81-84	1428.00	22.39	5.8483	0.5848
90-92	1564.00	24.52	5.6945	0.5695
96-98	1666.00	26.12	6.2345	0.6235
104-106	1802.00	28.25	7.2108	0.7211
114-116	1972.00	30.92	7.3533	0.7353
120-122	2074.00	32.52	8.1520	0.8152
128-130	2210.00	34.65	6.7508	0.6751
136-138	2346.00	36.78	3.5883	0.3588
144-147	2499.00	39.18	3.5237	0.3524
150-152	2584.00	40.51	7.0870	0.7087
160-162	2754.00	43.18	6.3270	0.6327
168-170	2890.00	45.31	6.8820	0.6882
174-176	2992.00	46.91	6.6720	0.6672
184-186	3162.00	49.58	3.9520	0.3952
192-195	3315.00	51.98	4.3553	0.4355
200-202	3434.00	53.84	4.0037	0.4004
202-204	3468.00	54.37	3.3253	0.3325
210-212	3604.00	56.51	2.8053	0.2805
218-221	3757.00	58.91	2.7753	0.2775
227-229	3893.00	61.04	2.4903	0.2490
234-236	4012.00	62.90	2.4353	0.2435
244-246	4182.00	65.57	2.5270	0.2527
252-254	4318.00	67.70	3.6103	0.3610
258-260	4420.00	69.30	2.7353	0.2735
268-270	4590.00	71.97	2.7103	0.2710
272-274	4658.00	73.03	3.0320	0.3032
278-280	4760.00	74.63	2.5737	0.2574
284-286	4862.00	76.23	2.6670	0.2667
294-296	5032.00	78.90	2.3253	0.2325
298-300	5100.00	79.96	3.1053	0.3105
304-306	5202.00	81.56	3.2770	0.3277
310-312	5304.00	83.16	2.7520	0.2752
320-322	5474.00	85.83	3.3870	0.3387
324-326	5542.00	86.89	3.4995	0.3500
330-332	5644.00	88.49	3.8395	0.3840
336-338	5746.00	90.09	3.7370	0.3737
344-346	5882.00	92.22	3.6620	0.3662
352-354	6018.00	94.36	3.5045	0.3505
358-360	6120.00	95.95	6.0945	0.6095
368-370	6290.00	98.62	6.6895	0.6690

Appendix B3: continued

Time (hr)	Time (hr)	Time (hr)	Time (hr)	Time (hr)
370-372	6324.00	99.15	7.0845	0.7085
376-378	6426.00	100.75	7.3470	0.7347
382-384	6528.00	102.35	4.2270	0.4227
396-398	6766.00	106.08	3.4470	0.3447
400-402	6834.00	107.15	4.0470	0.4047
402-404	6868.00	107.68	4.3995	0.4400
404-406	6902.00	108.22	7.2770	0.7277
406-408	6936.00	108.75	6.7395	0.6740
416-418	7106.00	111.41	7.5495	0.7550
418-420	7140.00	111.95	8.0220	0.8022
424-426	7242.00	113.55	8.5720	0.8572
426-428	7276.00	114.08	7.9845	0.7985
428-430	7310.00	114.61	7.9745	0.7975
430-432	7344.00	115.15	8.3870	0.8387
438-440	7480.00	117.28	8.0270	0.8027
440-442	7514.00	117.81	8.9470	0.8947
442-445	7565.00	118.61	8.1495	0.8150
445-448	7616.00	119.41	8.4145	0.8415
448-450	7650.00	119.94	8.2820	0.8282
451-454	7718.00	121.01	7.4945	0.7495
454-456	7752.00	121.54	7.7795	0.7780
464-467	7939.00	124.47	6.4395	0.6440
467-470	7990.00	125.27	7.2795	0.7280
470-472	8024.00	125.81	7.3008	0.7301
472-474	8058.00	126.34	7.1270	0.7127
474-476	8092.00	126.87	7.0020	0.7002
476-478	8126.00	127.41	6.6745	0.6675
478-480	8160.00	127.94	6.4970	0.6497
486-489	8313.00	130.34	5.7870	0.5787
489-492	8364.00	131.14	5.7745	0.5775
492-494	8398.00	131.67	8.2020	0.8202
494-496	8432.00	132.20	4.6095	0.4610
496-498	8466.00	132.74	4.0370	0.4037
498-500	8500.00	133.27	4.3520	0.4352
500-502	8534.00	133.80	4.3870	0.4387
502-504	8568.00	134.34	3.9820	0.3982
510-512	8704.00	136.47	4.1595	0.4160
512-515	8755.00	137.27	4.0845	0.4085
515-518	8806.00	138.07	4.3495	0.4350
518-521	8857.00	138.87	3.9845	0.3985
521-524	8908.00	139.67	4.0220	0.4022
524-526	8942.00	140.20	4.1545	0.4155
526-528	8976.00	140.73	3.9870	0.3987
536-538	9146.00	143.40	3.5270	0.3527
538-540	9180.00	143.93	3.4045	0.3405
546-548	9316.00	146.06	4.1670	0.4167
550-552	9384.00	147.13	4.3695	0.4370
552-554	9418.00	147.66	4.4795	0.4480
554-556	9452.00	148.20	4.6245	0.4625
556-558	9486.00	148.73	4.2795	0.4280
558-560	9520.00	149.26	4.5070	0.4507
560-562	9554.00	149.80	5.5295	0.5530
562-564	9588.00	150.33	7.0795	0.7080

Appendix B3: continued

Time (hr)	Time (hr)	Time (hr)	Time (hr)	Time (hr)
566-568	9656.00	151.40	11.0145	1.1015
568-570	9690.00	151.93	11.3745	1.1375
570-572	9724.00	152.46	11.0245	1.1025
572-574	9758.00	152.99	4.7345	0.4735
574-576	9792.00	153.53	3.8945	0.3895
576-578	9826.00	154.06	3.2183	0.3218
586-588	9996.00	156.73	1.2033	0.1203
588-590	10030.00	157.26	1.2683	0.1268
590-592	10064.00	157.79	1.1995	0.1200
592-594	10098.00	158.33	1.0858	0.1086
594-596	10132.00	158.86	0.8695	0.0870
596-598	10166.00	159.39	0.8495	0.0850
598-600	10200.00	159.92	0.6770	0.0677
600-602	10234.00	160.46	0.6908	0.0691
608-610	10370.00	162.59	0.5008	0.0501
610-612	10404.00	163.12	0.4095	0.0410
612-614	10438.00	163.66	0.4445	0.0445
614-616	10472.00	164.19	0.3558	0.0356
616-619	10523.00	164.99	0.4895	0.0490
622-624	10608.00	166.32	0.2533	0.0253
624-626	10642.00	166.85	0.3445	0.0345
632-634	10778.00	168.99	0.2783	0.0278
634-636	10812.00	169.52	0.2620	0.0262
638-641	10897.00	170.85	0.2545	0.0255
641-644	10948.00	171.65	0.2445	0.0245
644-646	10982.00	172.19	0.3108	0.0311
646-650	11050.00	173.25	0.3420	0.0342
650-653	11101.00	174.05	0.2508	0.0251
653-656	11152.00	174.85	0.2233	0.0223
662-664	11288.00	176.98	0.1658	0.0166
664-666	11322.00	177.52	0.1845	0.0185
666-668	11356.00	178.05	0.1183	0.0118
668-670	11390.00	178.58	0.1870	0.0187
670-672	11424.00	179.12	0.1833	0.0183
672-674	11458.00	179.65	0.1233	0.0123
674-677	11509.00	180.45	0.1070	0.0107
677-680	11560.00	181.25	0.1083	0.0108
684-687	11679.00	183.11	0.0981	0.0098
688-691	11747.00	184.18	0.0995	0.0100
691-694	11798.00	184.98	0.0845	0.0085
694-697	11849.00	185.78	0.1020	0.0102
707-706	12002.00	188.18	0.0795	0.0080

Appendix B4: Cu in actual leachate transport through KBS-2 column, initial [Cu] = 10 mg L⁻¹
 flow rate : 16.25 mg L⁻¹

Time (hr)	Volume (ml)	Pore Volume	C effluent (mg L ⁻¹)	C/Co
0-2	32.50	0.51	0.0720	0.0061
2-8	130.00	2.04	2.1970	0.1875
8-10	162.50	2.55	4.3470	0.3709
10-12	195.00	3.06	4.7420	0.4046
12-14	227.50	3.57	5.6870	0.4852
14-16	260.00	4.08	6.4120	0.5471
16-18	292.50	4.59	6.6720	0.5693
18-20	325.00	5.10	7.3020	0.6230
20-22	357.50	5.61	7.9820	0.6811
22-24	390.00	6.11	8.5270	0.7276
24-26	422.50	6.62	9.6420	0.8227
34-36	585.00	9.17	10.5320	0.8986
36-37	601.25	9.43	11.0120	0.9396
37-38	617.50	9.68	11.9270	1.0177
38-39	633.75	9.94	11.8470	1.0108
39-40	650.00	10.19	11.9070	1.0160
41-42	682.50	10.70	4.9870	0.4255
42-43	698.75	10.96	11.5620	0.9865
43-44	715.00	11.21	10.9420	0.9336
44-45	731.25	11.47	11.2320	0.9584
45-46	747.50	11.72	10.4770	0.8939
46-47	763.75	11.97	10.9620	0.9353
47-48	780.00	12.23	8.1470	0.6951
48-49	796.25	12.48	13.1470	1.1218
49-50	812.50	12.74	8.7520	0.7468
50-51	828.75	12.99	2.1820	0.1862
51-52	845.00	13.25	1.2720	0.1085
52-58	942.50	14.78	1.8220	0.1555
58-60	975.00	15.29	1.1420	0.0974
60-62	1007.50	15.80	0.6233	0.0532
62-64	1040.00	16.31	0.8070	0.0689
64-66	1072.50	16.82	0.8470	0.0723
66-68	1105.00	17.33	1.0520	0.0898
68-70	1137.50	17.83	0.5095	0.0435
70-72	1170.00	18.34	0.4445	0.0379
72-74	1202.50	18.85	0.5295	0.0452
74-80	1300.00	20.38	0.9720	0.0829
80-82	1332.50	20.89	0.3783	0.0323
82-84	1365.00	21.40	0.3145	0.0268
84-86	1397.50	21.91	0.2895	0.0247
86-88	1430.00	22.42	0.3070	0.0262
88-90	1462.50	22.93	0.3108	0.0265
90-92	1495.00	23.44	0.3158	0.0269
92-94	1527.50	23.95	0.2345	0.0200
94-96	1560.00	24.46	0.1308	0.0112
96-102	1657.50	25.99	0.1720	0.0147
102-104	1690.00	26.50	0.1520	0.0130
104-106	1722.50	27.01	0.1120	0.0096
106-108	1755.00	27.52	0.1020	0.0087
105-110	1787.50	28.03	0.0445	0.0038
110-112	1820.00	28.54	0.0458	0.0039

**Appendix B5: Cr in actual leachate transport through KBS-2 column, initial [Cr] = 10 mg L⁻¹
flow rate : 19.43 mg L⁻¹**

Time (hr)	Volume (ml)	Pore Volume	C effluent (mg L ⁻¹)	C/Co
0-2	38.86	0.61	1.1520	0.1118
2-4	77.72	1.22	1.3940	0.1353
4-6	116.58	1.83	1.3420	0.1303
6-7	136.01	2.13	1.3940	0.1353
7-8	155.44	2.44	2.1030	0.2042
8-9	174.87	2.74	2.6540	0.2577
9-11	213.73	3.35	2.2190	0.2154
11-12	233.16	3.66	3.0110	0.2923
12-13	252.59	3.96	3.5920	0.3487
13-14	272.02	4.26	3.8540	0.3742
14-15	291.45	4.57	5.3880	0.5231
15-16	310.88	4.87	5.6300	0.5466
16-17	330.31	5.18	6.1800	0.6000
17-23	446.89	7.01	7.9400	0.7709
23-25	485.75	7.62	9.5800	0.9301
25-27	524.61	8.23	9.0200	0.8757
27-29	563.47	8.83	9.2200	0.8951
29-31	602.33	9.44	9.2950	0.9024
31-33	641.19	10.05	10.2400	0.9942
33-35	680.05	10.66	8.6000	0.8350
35-37	718.91	11.27	9.7300	0.9447
37-39	757.77	11.88	9.5400	0.9262
39-41	796.63	12.49	8.9900	0.8728
41-43	835.49	13.10	9.1200	0.8854
49-51	990.93	15.54	1.8365	0.1783
51-55	1068.65	16.76	0.3603	0.0350
55-57	1107.51	17.36	0.1988	0.0193
57-59	1146.37	17.97	0.1063	0.0103

**Appendix B6: Zn in actual leachate transport through KBS-3 column, initial [Zn] = 10 mg L⁻¹
flow rate : 20.86 mg L⁻¹**

Time (hr)	Volume (ml)	Pore Volume	C effluent (mg L ⁻¹)	C/Co
0-2	41.72	0.65	0.0000	0.0000
10-12	250.32	3.92	1.0084	0.1053
20-22	458.92	7.20	1.6254	0.1698
28-30	625.80	9.81	2.1334	0.2228
33-35	730.10	11.45	2.1629	0.2259
44-46	959.56	15.04	0.9229	0.0964
52-54	1126.44	17.66	3.2937	0.3440
58-60	1251.60	19.62	4.6291	0.4835
68-70	1460.20	22.89	6.1097	0.6381
76-78	1627.08	25.51	6.6289	0.6923
90-92	1710.52	26.82	7.9621	0.8316
100-102	1919.12	30.09	7.5936	0.7931
106-108	2044.28	32.05	7.4781	0.7810
114-116	2211.16	34.67	8.9378	0.9335
124-126	2419.76	37.94	8.8385	0.9231
130-132	2544.92	39.90	8.3422	0.8712
140-142	2753.52	43.17	9.3762	0.9792
148-150	2920.40	45.79	9.5893	1.0015
156-158	3087.28	48.41	9.1397	0.9545
164-166	3254.16	51.02	9.1397	0.9545
172-174	3421.04	53.64	8.0108	0.8366
178-180	3546.20	55.60	8.8715	0.9265
188-191	3775.66	59.20	8.1345	0.8496
196-198	3921.68	61.49	8.5415	0.8921
202-204	4046.84	63.45	9.2469	0.9657
212-214	4255.44	66.72	9.3652	0.9781
220-223	4443.18	69.66	7.9792	0.8333
226-228	4547.48	71.30	9.4394	0.9858
235-238	4756.08	74.57	9.4628	0.9883
244-246	4922.96	77.19	7.4855	0.7818
250-252	5048.12	79.15	9.9403	1.0382
260-262	5256.72	82.42	10.0778	1.0525
268-270	5423.60	85.04	10.5417	1.1010
274-276	5548.76	87.00	10.4518	1.0916
282-284	5715.64	89.61	9.5645	0.9989
286-288	5799.08	90.92	9.7130	1.0144
292-294	5924.24	92.89	10.4060	1.0868
298-300	6049.40	94.85	10.0522	1.0498
306-308	6216.28	97.46	7.2930	0.7617
308-310	6258.00	98.12	7.4362	0.7766
310-312	6299.72	98.77	8.3545	0.8725
314-316	6383.16	100.08	10.2548	1.0710
318-320	6466.60	101.39	9.9523	1.0394
322-324	6466.60	101.39	4.0288	0.4208
330-332	6633.48	104.01	12.9525	1.3527
332-334	6675.20	104.66	6.4158	0.6701
334-336	6716.92	105.31	7.1115	0.7427
338-340	6800.36	106.62	7.7413	0.8085
342-344	6883.80	107.93	8.3215	0.8691
346-348	6967.24	109.24	8.1318	0.8493
354-356	7134.12	111.86	5.5275	0.5773
356-358	7175.84	112.51	5.8383	0.6097

Appendix B6: continued

Time (hr)	Volume (ml)	Pore Volume	C effluent (mg L ⁻¹)	C/Co
358-360	7217.56	113.16	6.1793	0.6454
362-364	7301.00	114.47	5.8369	0.6096
368-370	7426.16	116.43	6.1009	0.6372
380-382	7676.48	120.36	5.2829	0.5517
382-384	7718.20	121.01	5.5009	0.5745
384-386	7759.92	121.67	5.5929	0.5841
386-388	7801.64	122.32	6.1189	0.6390
392-394	7926.80	124.28	6.1299	0.6402
396-398	8010.24	125.59	6.7439	0.7043
404-406	8177.12	128.21	6.8489	0.7153
408-410	8260.56	129.52	6.5189	0.6808
414-416	8385.72	131.48	5.9569	0.6221
416-418	8427.44	132.13	5.8169	0.6075
426-428	8636.04	135.40	8.4529	0.8828
430-432	8719.48	136.71	9.9029	1.0342
434-436	8802.92	138.02	9.8369	1.0274
442-444	8969.80	140.64	9.9689	1.0411
444-446	9011.52	141.29	10.1469	1.0597
446-448	9053.24	141.94	5.1089	0.5336
448-450	9094.96	142.60	10.2169	1.0670
451.5-453	9178.40	143.91	10.3109	1.0769
453-454	9261.84	145.22	9.0229	0.9423
454-455	9303.56	145.87	8.9729	0.9371
455-456	9428.72	147.83	12.2909	1.2836
456-457	9470.44	148.49	11.3709	1.1876
457-458	9512.16	149.14	7.9889	0.8343
458-459	9553.88	149.79	6.1529	0.6426
459-460	9595.60	150.45	4.5649	0.4768
460-461	9637.32	151.10	2.7869	0.2911
461-466	9679.04	151.76	2.1209	0.2215
466-467	9720.76	152.41	1.3069	0.1365
467-468	9762.48	153.06	1.3819	0.1443
468-469	9804.20	153.72	1.1629	0.1215
469-470	9929.36	155.68	1.1599	0.1211
470-471	9971.08	156.34	1.2349	0.1290
471-472	10012.80	156.99	1.1359	0.1186
472-473	10054.52	157.64	1.1719	0.1224
473-474	10096.24	158.30	1.0859	0.1134
474-475	10137.96	158.95	0.9609	0.1004
475-476	10179.68	159.61	1.1839	0.1236
476-477.5	10221.40	160.26	1.0269	0.1072
477.5-479	10263.12	160.91	0.8289	0.0866
479-480	10304.84	161.57	0.6489	0.0678
480-481	10430.00	163.53	0.5433	0.0567
481-482	10471.72	164.19	0.6132	0.0640
482-483	10513.44	164.84	0.5988	0.0625
483-484	10555.16	165.49	0.5749	0.0600
484-490	10596.88	166.15	0.5549	0.0580
490-491	10638.60	166.80	0.6164	0.0644
491-492	10680.32	167.46	0.5279	0.0551
492-493	10722.04	168.11	0.4429	0.0463
493-494	10763.76	168.76	0.4834	0.0505
494-495	10805.48	169.42	0.3218	0.0336

Appendix B6: continued

Time (hr)	Volume (ml)	Pore Volume	C effluent (mg L ⁻¹)	C/Co
495-496	10972.36	172.03	0.5858	0.0612
496-497	11014.08	172.69	0.4621	0.0483
497-498	11055.80	173.34	0.4779	0.0499
499-500	11097.52	174.00	0.6014	0.0628
500-502	11139.24	174.65	0.5154	0.0538
502-503	11139.24	174.65	0.2871	0.0300
504-506	11201.82	175.63	0.3041	0.0318
506-508	11222.68	175.96	0.2573	0.0269
508-514	11243.54	176.29	0.2222	0.0232
514-515	11264.40	176.61	0.2038	0.0213
515-516	11285.26	176.94	0.3201	0.0334
516-517	11306.12	177.27	0.3640	0.0380
517-518	11326.98	177.59	0.2008	0.0210
518-519	11347.84	177.92	0.1116	0.0117
519-520	11368.70	178.25	0.1230	0.0128
520-521	11389.56	178.58	0.1807	0.0189
521-522	11410.42	178.90	0.1811	0.0189
524-526	11431.28	179.23	0.1429	0.0149
526-528	11452.14	179.56	0.2809	0.0293
528-530	11473.00	179.88	0.2707	0.0283
530-532	11493.86	180.21	0.2575	0.0269
532-538	11535.58	180.87	0.2509	0.0262
540-542	11556.44	181.19	0.0662	0.0069
542-544	11577.30	181.52	0.1935	0.0202
544-546	11598.16	181.85	0.2349	0.0245
546-548	11619.02	182.17	0.2930	0.0306
548-550	11639.88	182.50	0.2027	0.0212
550-552	11681.60	183.15	0.2028	0.0212
552-554	11723.32	183.81	0.1465	0.0153
554-556	11765.04	184.46	0.1655	0.0173
557-559	11806.76	185.12	1.4117	0.1474
559-561	11848.48	185.77	0.2642	0.0276
561-563	11869.34	186.10	0.1319	0.0138
563-565	11911.06	186.75	0.0864	0.0090
565-567	12036.22	188.71	0.0614	0.0064

**Appendix B7: Cd in actual leachate transport through KBS-3 column, initial [Cd] = 10 mg L⁻¹
flow rate : 18.89 mg L⁻¹**

Time (hr)	Volume (ml)	Pore Volume	C effluent (mg L ⁻¹)	C/Co
0-2	69.15	1.08	0.0000	0.0000
10-12	258.05	4.05	0.2910	0.0312
20-22	446.95	7.01	5.5100	0.5899
28-30	598.07	9.38	4.6900	0.5021
33-35	692.52	10.86	7.1700	0.7677
44-46	900.31	14.12	6.2300	0.6670
52-54	1051.43	16.49	8.9600	0.9593
58-60	1164.77	18.26	8.7300	0.9347
68-70	1353.67	21.22	9.7000	1.0385
76-78	1504.79	23.59	9.3700	1.0032
90-92	1769.25	27.74	8.4600	0.9058
100-102	1958.15	30.70	8.9700	0.9604
106-108	2071.49	32.48	7.8400	0.8394
114-116	2222.61	34.85	7.9000	0.8458
124-126	2411.51	37.81	8.3175	0.8905
130-132	2524.85	39.59	8.7800	0.9400
140-142	2713.75	42.55	7.4300	0.7955
148-150	2864.87	44.92	7.9675	0.8531
156-158	3015.99	47.29	8.4800	0.9079
164-166	3167.11	49.66	7.4675	0.7995
172-174	3318.23	52.03	8.5675	0.9173
178-180	3431.57	53.80	4.1550	0.4449
188-191	3639.36	57.06	6.1925	0.6630
196-198	3771.59	59.13	6.2925	0.6737
202-204	3884.93	60.91	5.7550	0.6162
212-214	4073.83	63.87	6.8675	0.7353
220-223	4243.84	66.54	6.0800	0.6510
226-228	4338.29	68.02	6.3175	0.6764
235-238	4527.19	70.98	6.8675	0.7353
244-246	4678.31	73.35	11.8800	1.2719
250-252	4791.65	75.13	12.6300	1.3522
260-262	4980.55	78.09	14.3133	1.5325
268-270	5131.67	80.46	14.9300	1.5985
274-276	5245.01	82.24	29.4967	3.1581
282-284	5396.13	84.61	16.1967	1.7341
292-294	5585.03	87.57	10.5050	1.1247
298-300	5698.37	89.34	10.2550	1.0980
306-308	5849.49	91.71	9.5050	1.0177
310-312	5925.05	92.90	10.0175	1.0725
316-318	6038.39	94.68	9.8675	1.0565
322-324	6151.73	96.45	20.4550	2.1900
330-332	6302.85	98.82	9.4925	1.0163
334-336	6378.41	100.01	10.1800	1.0899
340-342	6491.75	101.78	22.3050	2.3881
346-348	6605.09	103.56	10.7050	1.1461
354-356	6756.21	105.93	9.6425	1.0324
358-360	6831.77	107.11	20.3550	2.1793
364-366	6945.11	108.89	11.1550	1.1943
372-374	7096.23	111.26	11.2550	1.2050
380-382	7247.35	113.63	10.8300	1.1595
384-386	7322.91	114.82	10.8050	1.1569

Appendix B7: continued

Time (hr)	Volume (ml)	Pore Volume	C effluent (mg L ⁻¹)	C/C ₀
386-388	7360.69	115.41	9.3300	0.9989
396-398	7549.59	118.37	10.7550	1.1515
404-406	7700.71	120.74	11.0550	1.1836
412-414	7851.83	123.11	11.4800	1.2291
426-428	8116.29	127.25	4.5685	0.4891
434-436	8267.41	129.62	6.6100	0.7077
442-444	8418.53	131.99	7.1500	0.7655
444-446	8456.31	132.59	7.1700	0.7677
446-448	8494.09	133.18	7.2500	0.7762
448-450	8531.87	133.77	7.6700	0.8212
452-454	8607.43	134.96	7.4500	0.7976
456-458	8682.99	136.14	7.4900	0.8019
458-460	8720.77	136.73	7.3300	0.7848
460-466	8834.11	138.51	7.0300	0.7527
466-468	8871.89	139.10	7.1100	0.7612
468-470	8909.67	139.69	7.1500	0.7655
470-472	8947.45	140.29	7.5500	0.8084
472-474	8985.23	140.88	0.2925	0.0313
474-476	9023.01	141.47	0.3300	0.0353
476-478	9060.79	142.06	-0.0200	-0.0021
480-482	9136.35	143.25	6.9500	0.7441
482-484	9174.13	143.84	7.2500	0.7762
484-490	9287.47	145.62	6.9100	0.7398
490-492	9325.25	146.21	3.9200	0.4197
492-494	9363.03	146.80	3.8600	0.4133
494-496	9400.81	147.39	3.9100	0.4186
496-498	9438.59	147.99	3.9300	0.4208
498-500	9476.37	148.58	4.5100	0.4829
500-502	9514.15	149.17	8.8000	0.9422
504-506	9589.71	150.36	8.2900	0.8876
506-508	9627.49	150.95	8.3700	0.8961
508-514	9740.83	152.73	10.9300	1.1702
514-516	9778.61	153.32	8.8600	0.9486
516-518	9816.39	153.91	8.6400	0.9251
520-522	9891.95	155.09	8.9200	0.9550
528-530	10043.07	157.46	8.7100	0.9325
530-532	10080.85	158.06	8.5100	0.9111
532-534	10118.63	158.65	11.5300	1.2345
534-536	10156.41	159.24	11.5800	1.2398
536-537	10175.30	159.54	11.6800	1.2505
537-538	10194.19	159.83	11.6800	1.2505
538-539	10213.08	160.13	11.6300	1.2452
539-540	10231.97	160.43	25.5800	2.7388
540-541	10250.86	160.72	34.0800	3.6488
541-542	10269.75	161.02	35.7300	3.8255
542-543	10288.64	161.31	34.3800	3.6809
543-544	10307.53	161.61	30.5800	3.2741
545-546	10345.31	162.20	17.7300	1.8983
546-547	10364.20	162.50	13.7300	1.4700
547-548	10383.09	162.80	12.5850	1.3474
548-549	10401.98	163.09	11.3800	1.2184
549-550	10420.87	163.39	7.9200	0.8480

Appendix B7: continued

Time (hr)	Volume (ml)	Pore Volume	C effluent (mg L ⁻¹)	C/Co
550-551	10439.76	163.68	6.2000	0.6638
551-552	10458.65	163.98	5.5350	0.5926
552-553	10477.54	164.28	5.3950	0.5776
553-554	10496.43	164.57	4.5150	0.4834
554-555	10515.32	164.87	4.2850	0.4588
555-556	10534.21	165.16	4.0350	0.4320
556-557	10553.10	165.46	3.4150	0.3656
557-558	10571.99	165.76	3.0775	0.3295
559-560	10609.77	166.35	1.4700	0.1574
560-561	10628.66	166.65	1.2838	0.1374
561-562	10647.55	166.94	2.7800	0.2976
562-563	10666.44	167.24	6.5233	0.6984
563-565	10704.22	167.83	3.8825	0.4157
565-567	10742.00	168.42	1.7425	0.1866
567-569	10779.78	169.02	1.8225	0.1951
569-571	10817.56	169.61	3.4150	0.3656
571-573	10855.34	170.20	1.8214	0.1950
573-574	10874.23	170.50	1.6375	0.1753
574-576	10912.01	171.09	1.5238	0.1631
576-582	11025.35	172.87	1.4600	0.1563
582-584	11063.13	173.46	1.4175	0.1518
584-586	11100.91	174.05	1.5275	0.1635
586-588	11138.69	174.64	1.4938	0.1599
588-590	11176.47	175.23	1.4938	0.1599
590-592	11214.25	175.83	1.2550	0.1344
592-594	11252.03	176.42	1.3013	0.1393
594-596	11289.81	177.01	1.2750	0.1365
596-598	11327.59	177.60	1.2375	0.1326
604-606	11478.71	179.97	1.1163	0.1196
606-608	11516.49	180.57	1.3559	0.1453
608-610	11554.27	181.16	1.2313	0.1319
610-612	11592.05	181.75	1.2150	0.1302
612-614	11629.83	182.34	1.2025	0.1288
614-616	11667.61	182.94	1.1600	0.1243
616-618	11705.39	183.53	1.1363	0.1217
618-620	11743.17	184.12	1.1613	0.1244
620-622	11780.95	184.71	1.1275	0.1208

**Appendix B8: Pb in actual leachate transport through KBS-3 column, initial [Pb] = 10 mg L⁻¹
flow rate : 18.89 mg L⁻¹**

Time (hr)	Volume (ml)	Pore Volume	C effluent (mg L ⁻¹)	C/Co
0-2	36.00	0.56	0.0725	0.0073
6-8	144.00	2.26	1.5558	0.1510
12-14	252.00	3.95	0.1108	0.0108
20-22	396.00	6.21	0.8070	0.0783
24-26	468.00	7.34	1.9270	0.1871
30-32	576.00	9.03	2.2358	0.2171
36-38	684.00	10.72	2.9995	0.2912
45-48	864.00	13.55	3.5308	0.3428
52-54	972.00	15.24	3.3133	0.3217
58-60	1080.00	16.93	3.4995	0.3398
69-72	1296.00	20.32	5.4270	0.5269
78-80	1440.00	22.58	5.2908	0.5137
84-86	1548.00	24.27	6.0770	0.5900
92-94	1692.00	26.53	5.4158	0.5258
102-104	1872.00	29.35	4.0745	0.3956
110-112	2016.00	31.61	5.2645	0.5111
118-120	2160.00	33.87	4.7733	0.4634
126-128	2304.00	36.12	2.9145	0.2830
136-139	2502.00	39.23	2.8770	0.2793
142-144	2592.00	40.64	5.0803	0.4932
144-147	2646.00	41.49	3.5237	0.3524
150-152	2736.00	42.90	7.0870	0.7087
160-162	2916.00	45.72	6.3270	0.6327
168-170	3060.00	47.98	6.8820	0.6882
174-176	3168.00	49.67	6.6720	0.6672
184-186	3348.00	52.49	3.9520	0.3952
192-195	3510.00	55.03	4.3553	0.4355
200-202	3636.00	57.01	4.0037	0.4004
202-204	3672.00	57.57	3.3253	0.3325
210-212	3816.00	59.83	2.8053	0.2805
218-221	3978.00	62.37	2.7753	0.2775
227-229	4122.00	64.63	2.4903	0.2490
232-234	4212.00	66.04	1.6353	0.1588
240-242	4356.00	68.30	1.5503	0.1505
246-248	4464.00	69.99	3.6053	0.3500
256-258	4644.00	72.81	3.3537	0.3256
260-262	4716.00	73.94	3.3770	0.3279
266-268	4824.00	75.63	2.4787	0.2406
272-274	4932.00	77.33	2.6753	0.2597
282-284	5112.00	80.15	2.8137	0.2732
286-288	5184.00	81.28	3.1370	0.3046
292-294	5292.00	82.97	3.3637	0.3266
298-300	5400.00	84.67	2.7995	0.2718
308-310	5580.00	87.49	2.3220	0.2254
312-314	5652.00	88.62	2.9545	0.2868
318-320	5760.00	90.31	2.9445	0.2859
324-326	5868.00	92.00	3.4345	0.3334
334-336	6048.00	94.83	3.4470	0.3347
340-342	6156.00	96.52	3.8520	0.3740
342-344	6192.00	97.08	2.7445	0.2665
352-354	6372.00	99.91	3.5020	0.3400

Appendix B8: continued

Time (hr)	Volume (ml)	Pore Volume	C effluent (mg L ⁻¹)	C/Co
354-357	6426.00	100.75	4.1520	0.4031
360-362	6516.00	102.16	2.5570	0.2483
366-368	6624.00	103.86	2.9095	0.2825
372-374	6732.00	105.55	5.9220	0.5750
380-382	6876.00	107.81	5.5720	0.5410
382-384	6912.00	108.37	5.1795	0.5029
384-386	6948.00	108.94	5.6920	0.5526
388-390	7020.00	110.07	5.3520	0.5196
398-400	7200.00	112.89	6.3345	0.6150
400-402	7236.00	113.45	6.8095	0.6611
402-404	7272.00	114.02	6.9120	0.6711
404-406	7308.00	114.58	7.1620	0.6953
408-410	7380.00	115.71	7.4970	0.7279
410-412	7416.00	116.27	7.1220	0.6915
418-420	7560.00	118.53	7.3145	0.7101
420-424	7632.00	119.66	5.5020	0.5342
424-427	7686.00	120.51	7.2970	0.7084
427-430	7740.00	121.35	7.0595	0.6854
430-433	7794.00	122.20	7.3820	0.7167
433-436	7848.00	123.05	5.8595	0.5689
446-449	8082.00	126.72	5.9070	0.5735
449-452	8136.00	127.56	6.4170	0.6230
452-454	8172.00	128.13	6.7045	0.6509
454-456	8208.00	128.69	6.4270	0.6240
456-458	8244.00	129.26	6.3970	0.6211
458-460	8280.00	129.82	5.7345	0.5567
460-462	8316.00	130.39	5.7120	0.5546
472-475	8550.00	134.05	4.7470	0.4609
475-478	8604.00	134.90	4.4770	0.4347
478-482	8676.00	136.03	5.3845	0.5228
482-484	8712.00	136.59	3.2320	0.3138
484-486	8748.00	137.16	6.5420	0.6351
486-488	8784.00	137.72	3.2795	0.3184
488-490	8820.00	138.29	3.4745	0.3373
492-494	8892.00	139.42	2.7395	0.2660
494-497	8946.00	140.26	2.6345	0.2558
497-500	9000.00	141.11	3.9345	0.3820
500-502	9036.00	141.67	3.2295	0.3135
502-504	9072.00	142.24	3.2295	0.3135
504-506	9108.00	142.80	3.3395	0.3242
506-508	9144.00	143.37	3.0595	0.2970
508-510	9180.00	143.93	2.7645	0.2684
522-524	9432.00	147.88	2.9595	0.2873
524-526	9468.00	148.45	3.7120	0.3604
526-528	9504.00	149.01	2.8595	0.2776
528-530	9540.00	149.58	2.6195	0.2543
530-532	9576.00	150.14	3.7220	0.3614
532-534	9612.00	150.71	3.6395	0.3533
534-536	9648.00	151.27	3.8370	0.3725
536-538	9684.00	151.83	3.9520	0.3837
538-540	9720.00	152.40	3.7470	0.3638
540-542	9756.00	152.96	3.9570	0.3842

Appendix B8: continued

Time (hr)	Volume (ml)	Pore Volume	C effluent (mg L ⁻¹)	C/Co
544-546	9828.00	154.09	3.6395	0.3533
546-548	9864.00	154.66	3.6895	0.3582
548-550	9900.00	155.22	5.6920	0.5526
550-552	9936.00	155.79	6.7695	0.6572
552-554	9972.00	156.35	18.7870	1.8240
554-556	10008.00	156.91	24.6526	2.3935
556-558	10044.00	157.48	24.4995	2.3786
558-560	10080.00	158.04	14.9495	1.4514
562-564	10152.00	159.17	7.1570	0.6949
570-572	10296.00	161.43	2.6558	0.2578
572-574	10332.00	161.99	2.0633	0.2003
574-576	10368.00	162.56	1.7258	0.1675
576-578	10404.00	163.12	1.6695	0.1621
578-580	10440.00	163.69	1.3458	0.1307
580-582	10476.00	164.25	1.1745	0.1140
582-584	10512.00	164.82	1.1208	0.1088
584-586	10548.00	165.38	0.7483	0.0726
586-588	10584.00	165.95	0.9533	0.0925
594-596	10728.00	168.20	0.5245	0.0509
596-598	10764.00	168.77	0.3533	0.0343
598-600	10800.00	169.33	0.4345	0.0422
600-602	10836.00	169.90	0.3783	0.0367
602-605	10890.00	170.74	0.4495	0.0436
605-608	10944.00	171.59	0.4170	0.0405
605-610	10980.00	172.15	0.5070	0.0492
610-612	11016.00	172.72	0.5245	0.0509
618-620	11160.00	174.98	0.1908	0.0185
620-622	11196.00	175.54	0.2070	0.0201
622-625	11250.00	176.39	0.3195	0.0310
625-628	11304.00	177.23	0.3408	0.0331
628-630	11340.00	177.80	0.2785	0.0270
630-634	11412.00	178.93	0.2870	0.0279
634-637	11466.00	179.77	0.3108	0.0302
646-648	11664.00	182.88	0.3244	0.0315
650-652	11736.00	184.01	0.4220	0.0410
652-654	11772.00	184.57	0.3058	0.0297
654-656	11808.00	185.14	0.1370	0.0133
656-658	11844.00	185.70	0.1895	0.0184

Appendix B9: Cu in actual leachate transport through KBS-3 column, initial [Cu] = 10 mg L⁻¹
 flow rate : 17.25 mg L⁻¹

Time (hr)	Volume (ml)	Pore Volume	C effluent (mg L ⁻¹)	C/Co
0-2	17.00	0.27	0.1670	0.0142
2-8	120.50	1.89	2.4070	0.2054
8-10	155.00	2.43	2.9270	0.2497
10-12	189.50	2.97	4.5520	0.3884
14-16	258.50	4.05	4.2120	0.3594
16-18	293.00	4.59	5.7870	0.4938
20-22	362.00	5.68	4.7370	0.4042
22-24	396.50	6.22	5.2820	0.4507
24-26	431.00	6.76	7.2220	0.6162
26-34	569.00	8.92	7.9070	0.6747
36-38	638.00	10.00	8.1070	0.6917
38-40	672.50	10.54	9.3570	0.7984
40-42	707.00	11.08	9.8370	0.8393
42-44	741.50	11.63	9.4520	0.8065
44-46	776.00	12.17	10.9420	0.9336
46-48	810.50	12.71	12.1170	1.0339
48-49	827.75	12.98	9.4870	0.8095
49-50	845.00	13.25	3.3270	0.2839
50-51	862.25	13.52	7.8170	0.6670
57-59	1000.25	15.68	3.9120	0.3338
59-61	1034.75	16.22	1.7220	0.1469
61-63	1069.25	16.76	1.1820	0.1009
63-65	1103.75	17.31	0.1595	0.0136
65-67	1138.25	17.85	0.7383	0.0630
67-69	1172.75	18.39	0.4608	0.0393
69-71	1207.25	18.93	1.0845	0.0925
71-73	1241.75	19.47	0.3820	0.0326
73-75	1276.25	20.01	0.3632	0.0310
75-81	1379.75	21.63	2.7520	0.2348
81-83	1414.25	22.17	0.9031	0.0771
83-85	1448.75	22.71	0.6033	0.0515
85-87	1483.25	23.26	0.2883	0.0246
87-89	1517.75	23.80	0.5008	0.0427
91-93	1586.75	24.88	0.2170	0.0185
93-95	1621.25	25.42	0.1445	0.0123
95-97	1655.75	25.96	0.0633	0.0054
97-103	1759.25	27.58	0.0320	0.0027
103-105	1793.75	28.12	0.0033	0.0003
105-107	1828.25	28.66	0.0895	0.0076
107-109	1862.75	29.21	0.0000	0.0000
109-111	1897.25	29.75	0.0000	0.0000
111-113	1931.75	30.29	0.0000	0.0000

**Appendix B10: Cr in actual leachate transport through KBS-3 column, initial [Cr] = 10 mg L⁻¹
flow rate : 18 mg L⁻¹**

Time (hr)	Volume (ml)	Pore Volume	C effluent (mg L ⁻¹)	C/Co
0-2	36.00	0.56	0.0000	0.0000
2-4	72.00	1.13	0.0000	0.0000
4-6	108.00	1.69	0.0000	0.0000
6-7	126.00	1.98	-0.0010	0.0000
7-8	144.00	2.26	0.8690	0.0844
8-9	162.00	2.54	0.4580	0.0445
9-11	198.00	3.10	1.7790	0.1727
11-12	234.00	3.67	1.9990	0.1941
12-13	270.00	4.23	2.1880	0.2124
13-14	306.00	4.80	2.4760	0.2404
14-15	342.00	5.36	3.2900	0.3194
15-16	360.00	5.64	3.0290	0.2941
16-17	378.00	5.93	3.7600	0.3650
17-23	486.00	7.62	4.3050	0.4180
23-25	522.00	8.18	4.7730	0.4634
25-27	558.00	8.75	5.1980	0.5047
27-29	594.00	9.31	5.4120	0.5254
29-31	630.00	9.88	5.5450	0.5383
31-33	666.00	10.44	5.7350	0.5568
33-35	702.00	11.01	5.4470	0.5288
35-37	738.00	11.57	5.9470	0.5774
37-39	774.00	12.14	6.7480	0.6551
39-41	810.00	12.70	6.2150	0.6034
41-43	846.00	13.26	6.3470	0.6162
43-45	882.00	13.83	7.4700	0.7252
45-47	918.00	14.39	8.0700	0.7835
47-49	954.00	14.96	8.1870	0.7949
49-51	990.00	15.52	8.3700	0.8126
51-53	1026.00	16.09	8.7800	0.8524
53-55	1116.00	17.50	9.2700	0.9000
55-57	1152.00	18.06	9.4800	0.9204
57-59	1188.00	18.63	10.1700	0.9874
59-61	1224.00	19.19	10.2700	0.9971
61-63	1260.00	19.76	10.1900	0.9893
63-65	1296.00	20.32	10.2800	0.9981
65-67	1332.00	20.88	10.0700	0.9777
67-69	1368.00	21.45	9.9600	0.9670
69-71	1404.00	22.01	3.5850	0.3481
71-73	1440.00	22.58	1.5900	0.1544
73-75	1476.00	23.14	1.2655	0.1229
75-77	1512.00	23.71	0.6100	0.0592

**Appendix B11: Cr in competitive metals synthetic leachate transport through KBS-2 column,
initial [Cr] = 10 mg L⁻¹, flow rate : 22.8 mg L⁻¹**

Time (hr)	Volume (ml)	Pore Volume	C effluent (mg L ⁻¹)	C/C ₀
0-2	45.60	0.71	0.0000	0.0000
2-4	91.20	1.43	0.0000	0.0000
10-12	273.60	4.29	0.2296	0.0250
12-14	319.20	5.00	1.5525	0.1689
14-16	364.80	5.72	0.2913	0.0317
16-18	410.40	6.43	3.7150	0.4042
18-20	456.00	7.15	4.8075	0.5231
20-22	501.60	7.86	4.0750	0.4434
22-24	547.20	8.58	5.4325	0.5911
24-26	592.80	9.29	5.6863	0.6187
26-28	638.40	10.01	6.0491	0.6582
36-39	889.20	13.94	6.5113	0.7085
39-42	957.60	15.01	5.7150	0.6219
42-44	1003.20	15.73	6.2113	0.6759
44-46	1048.80	16.44	6.7600	0.7356
46-48	1094.40	17.16	5.5588	0.6049
48-50	1140.00	17.87	6.9138	0.7523
50-52	1185.60	18.59	7.3675	0.8017
60-62	1413.60	22.16	8.0563	0.8766
62-64	1459.20	22.88	7.9975	0.8702
64-66	1504.80	23.59	7.8450	0.8536
66-68	1550.40	24.31	6.5013	0.7074
68-70	1596.00	25.02	7.1900	0.7824
70-72	1641.60	25.74	7.4750	0.8134
72-74	1687.20	26.45	6.9388	0.7550
74-76	1732.80	27.17	8.7300	0.9499
82-84	1915.20	30.03	7.4463	0.8103
84-86	1960.80	30.74	8.5675	0.9323
86-88	2006.40	31.46	8.9900	0.9782
88-90	2052.00	32.17	8.2625	0.8991
90-92	2097.60	32.89	9.3000	1.0120
92-94	2143.20	33.60	9.4700	1.0305
94-96	2188.80	34.32	8.6488	0.9411
96-98	2234.40	35.03	8.3838	0.9123
104-106	2416.80	37.89	8.7538	0.9525
114-116	2644.80	41.47	8.7225	0.9491
119-121	2758.80	43.25	2.7975	0.3044

**Appendix B12: Cu in competitive metals synthetic leachate transport through KBS-2 column,
initial [Cu] = 10 mg L⁻¹, flow rate : 22.8 mg L⁻¹**

Time (hr)	Volume (ml)	Pore Volume	C effluent (mg L ⁻¹)	C/Co
0-2	45.60	0.71	0.3900	0.0397
2-4	91.20	1.43	1.0900	0.1109
10-12	273.60	4.29	2.3388	0.2380
12-14	319.20	5.00	4.1625	0.4237
14-16	364.80	5.72	6.4875	0.6603
16-18	410.40	6.43	8.8875	0.9046
18-20	456.00	7.15	11.3250	1.1527
20-22	501.60	7.86	8.9875	0.9148
22-24	547.20	8.58	13.3407	1.3578
24-26	592.80	9.29	14.4375	1.4695
26-28	638.40	10.01	14.6125	1.4873
36-39	889.20	13.94	15.7875	1.6069
39-42	957.60	15.01	12.1750	1.2392
42-44	1003.20	15.73	13.9125	1.4160
44-46	1048.80	16.44	15.6375	1.5916
46-48	1094.40	17.16	11.0625	1.1260
48-50	1140.00	17.87	14.9000	1.5165
50-52	1185.60	18.59	12.8875	1.3117
60-62	1413.60	22.16	14.6250	1.4885
62-64	1459.20	22.88	14.3250	1.4580
64-66	1504.80	23.59	14.0875	1.4338
66-68	1550.40	24.31	14.9375	1.5204
68-70	1596.00	25.02	12.4125	1.2634
70-72	1641.60	25.74	14.8500	1.5115
72-74	1687.20	26.45	14.9000	1.5165
74-76	1732.80	27.17	14.9875	1.5254
82-84	1915.20	30.03	14.0125	1.4262

Appendix B13: Cd in competitive metals synthetic leachate transport through KBS-2 column, initial [Cd] = 10 mg L⁻¹, flow rate : 22.8 mg L⁻¹

Time (hr)	Volume (ml)	Pore Volume	C effluent (mg L ⁻¹)	C/Co
0-2	45.60	0.71	0.0000	0.0000
2-4	91.20	1.43	0.0000	0.0000
10-12	273.60	4.29	0.0000	0.0000
12-14	319.20	5.00	0.0000	0.0000
14-16	364.80	5.72	0.0000	0.0000
16-18	410.40	6.43	0.0000	0.0000
18-20	456.00	7.15	0.0038	0.0004
20-22	501.60	7.86	0.0000	0.0000
22-24	547.20	8.58	0.0013	0.0001
24-26	592.80	9.29	0.0050	0.0005
26-28	638.40	10.01	0.0000	0.0000
36-39	889.20	13.94	0.0038	0.0004
39-42	957.60	15.01	0.0013	0.0001
42-44	1003.20	15.73	0.0000	0.0000
44-46	1048.80	16.44	0.0000	0.0000
46-48	1094.40	17.16	0.0000	0.0000
48-50	1140.00	17.87	0.0000	0.0000
50-52	1185.60	18.59	0.0000	0.0000
60-62	1413.60	22.16	0.0000	0.0000
62-64	1459.20	22.88	0.0175	0.0018
64-66	1504.80	23.59	0.0413	0.0042
66-68	1550.40	24.31	0.0650	0.0065
68-70	1596.00	25.02	0.1088	0.0109
70-72	1641.60	25.74	0.1763	0.0177
72-74	1687.20	26.45	0.2225	0.0224
74-76	1732.80	27.17	0.3225	0.0325
82-84	1915.20	30.03	0.6725	0.0677
84-86	1960.80	30.74	0.8750	0.0881
86-88	2006.40	31.46	0.9563	0.0963
88-90	2052.00	32.17	1.1750	0.1183
90-92	2097.60	32.89	1.3788	0.1388
92-94	2143.20	33.60	1.6150	0.1626
94-96	2188.80	34.32	1.6288	0.1639
96-98	2234.40	35.03	1.8250	0.1837
104-106	2416.80	37.89	4.4000	0.4429
114-116	2644.80	41.47	5.6125	0.5649
119-121	2758.80	43.25	3.5500	0.3573
127-129	2941.20	46.11	3.9500	0.3976
137-139	3169.20	49.69	5.0125	0.5045
143-145	3306.00	51.83	5.4250	0.5460
148-150	3420.00	53.62	6.9625	0.7008
151-153	3488.40	54.69	8.3530	0.8408
160-163	3716.40	58.27	10.1500	1.0216
167-169	3853.20	60.41	11.1500	1.1223
175-177	4035.60	63.27	10.5750	1.0644
185-187	4263.60	66.85	12.0875	1.2167
191-193	4400.40	68.99	12.5125	1.2594
199-201	4582.80	71.85	12.1875	1.2267
228-230	5244.00	82.22	12.2500	1.2330
234-236	5380.80	84.37	12.6875	1.2771
242-244	5563.20	87.22	12.7250	1.2808

Appendix B13: continued

Time (hr)	Volume (ml)	Pore Volume	C effluent (mg L ⁻¹)	C/Co
250-252	5745.60	90.08	12.9875	1.3072
258-260	5928.00	92.94	14.0000	1.4092
268-270	6156.00	96.52	14.3250	1.4419
278-280	6384.00	100.09	14.4000	1.4494
292-294	6703.20	105.10	14.1375	1.4230
294-296	6748.80	105.81	14.2625	1.4356
302-304	6931.20	108.67	15.1183	1.5217
308-310	7068.00	110.82	14.2625	1.4356
316-318	7250.40	113.68	14.7000	1.4796
318-320	7296.00	114.39	14.0750	1.4167
326-328	7478.40	117.25	12.5000	1.2582
332-334	7615.20	119.40	14.0375	1.4129
340-342	7797.60	122.26	13.9500	1.4041

**Appendix B14: Zn in competitive metals synthetic leachate transport through KBS-2 column,
initial [Zn] = 10 mg L⁻¹, flow rate : 22.8 mg L⁻¹**

Time (hr)	Volume (ml)	Pore Volume	C effluent (mg L ⁻¹)	C/Co
0-2	45.60	0.71	3.7175	0.3931
2-4	91.20	1.43	4.1613	0.4400
10-12	273.60	4.29	0.7773	0.0822
12-14	319.20	5.00	0.7246	0.0766
14-16	364.80	5.72	0.7353	0.0777
16-18	410.40	6.43	0.7080	0.0749
18-20	456.00	7.15	0.7243	0.0766
20-22	501.60	7.86	0.5129	0.0542
22-24	547.20	8.58	0.6593	0.0697
24-26	592.80	9.29	0.6324	0.0669
26-28	638.40	10.01	0.5381	0.0569
36-39	889.20	13.94	0.3465	0.0366
39-42	957.60	15.01	0.2989	0.0316
42-44	1003.20	15.73	0.2951	0.0312
44-46	1048.80	16.44	0.3091	0.0327
46-48	1094.40	17.16	0.2300	0.0243
48-50	1140.00	17.87	0.2536	0.0268
50-52	1185.60	18.59	0.2604	0.0275
60-62	1413.60	22.16	0.2498	0.0264
62-64	1459.20	22.88	0.2744	0.0290
64-66	1504.80	23.59	0.2578	0.0273
66-68	1550.40	24.31	0.2146	0.0227
68-70	1596.00	25.02	0.2581	0.0273
70-72	1641.60	25.74	0.3861	0.0408
72-74	1687.20	26.45	0.2156	0.0228
74-76	1732.80	27.17	0.2211	0.0234
82-84	1915.20	30.03	0.2275	0.0241
84-86	1960.80	30.74	0.2401	0.0254
86-88	2006.40	31.46	0.2549	0.0270
88-90	2052.00	32.17	0.2170	0.0229
90-92	2097.60	32.89	0.2430	0.0257
92-94	2143.20	33.60	0.2499	0.0264
94-96	2188.80	34.32	0.2315	0.0245
96-98	2234.40	35.03	0.2299	0.0243
104-106	2416.80	37.89	0.2365	0.0250
114-116	2644.80	41.47	0.2489	0.0263
119-121	2758.80	43.25	0.6361	0.0673
127-129	2941.20	46.11	0.2666	0.0282
137-139	3169.20	49.69	0.2628	0.0278
143-145	3306.00	51.83	0.2306	0.0244
148-150	3420.00	53.62	0.2234	0.0236
151-153	3488.40	54.69	0.2242	0.0237
160-163	3716.40	58.27	0.2141	0.0226
167-169	3853.20	60.41	0.2171	0.0230
175-177	4035.60	63.27	0.1918	0.0203
185-187	4263.60	66.85	0.1684	0.0178
191-193	4400.40	68.99	0.1696	0.0179
199-201	4582.80	71.85	0.1698	0.0179
228-230	5244.00	82.22	0.1798	0.0190
234-236	5380.80	84.37	0.1904	0.0201
242-244	5563.20	87.22	0.2244	0.0237

Appendix B14: continued

Time (hr)	Volume (ml)	Pore Volume	C effluent (mg L ⁻¹)	C/Co
250-252	5745.60	90.08	0.2576	0.0272
258-260	5928.00	92.94	0.3020	0.0319
268-270	6156.00	96.52	0.3819	0.0404
278-280	6384.00	100.09	0.4668	0.0494
292-294	6703.20	105.10	0.6908	0.0730
294-296	6748.80	105.81	0.8936	0.0945
302-304	6931.20	108.67	1.0894	0.1152
308-310	7068.00	110.82	0.6793	0.0718
316-318	7250.40	113.68	1.3535	0.1431
318-320	7296.00	114.39	2.7500	0.2908
326-328	7478.40	117.25	1.5950	0.1687
332-334	7615.20	119.40	1.5950	0.1687
340-342	7797.60	122.26	2.0268	0.2143
342-344	7843.20	122.97	1.5200	0.1607
350-352	8025.60	125.83	2.3075	0.2440
356-358	8162.40	127.98	2.4560	0.2597
364-366	8344.80	130.84	2.6600	0.2813
372-375	8550.00	134.05	3.9105	0.4135
380-382	8709.60	136.56	8.4453	0.8930
388-390	8892.00	139.42	4.7328	0.5004
390-393	8960.40	140.49	4.9555	0.5240
398-400	9120.00	142.99	2.4503	0.2591
404-406	9256.80	145.14	4.9638	0.5249
414-416	9484.80	148.71	5.6925	0.6019
420-422	9621.60	150.86	5.7420	0.6072
424-426	9712.80	152.29	5.7090	0.6037
430-432	9849.60	154.43	5.9043	0.6243
440-442	10077.60	158.01	6.2750	0.6635
446-448	10214.40	160.15	6.6600	0.7042
452-454	10351.20	162.30	6.8150	0.7206
460-462	10533.60	165.16	7.8150	0.8264
462-464	10579.20	165.87	8.3575	0.8837
466-468	10670.40	167.30	8.1400	0.8607
472-474	10807.20	169.44	8.3475	0.8827
476-478	10898.40	170.87	9.1450	0.9670
484-486	11080.80	173.73	8.6350	0.9131
488-490	11172.00	175.16	8.7050	0.9205
492-494	11263.20	176.59	8.3600	0.8840
500-502	11445.60	179.45	8.8250	0.9332
510-512	11673.60	183.03	9.0250	0.9543
512-514	11719.20	183.74	8.7125	0.9213
514-516	11764.80	184.46	9.0075	0.9525
518-520	11856.00	185.89	8.5025	0.8991

**Appendix B15: Pb in competitive metals synthetic leachate transport through KBS-2 column,
initial [Pb] = 10 mg L⁻¹, flow rate : 22.8 mg L⁻¹**

Time (hr)	Volume (ml)	Pore Volume	C effluent (mg L ⁻¹)	C/Co
0-2	45.60	0.71	0.2538	0.0269
2-4	91.20	1.43	0.2175	0.0230
10-12	273.60	4.29	0.1150	0.0122
12-14	319.20	5.00	0.1025	0.0109
14-16	364.80	5.72	0.1688	0.0179
16-18	410.40	6.43	0.2763	0.0292
18-20	456.00	7.15	0.2075	0.0220
20-22	501.60	7.86	0.2188	0.0232
22-24	547.20	8.58	0.2463	0.0261
24-26	592.80	9.29	0.0638	0.0067
26-28	638.40	10.01	0.0590	0.0062
36-39	889.20	13.94	0.1913	0.0202
39-42	957.60	15.01	0.1850	0.0196
42-44	1003.20	15.73	0.2238	0.0237
44-46	1048.80	16.44	0.2363	0.0250
46-48	1094.40	17.16	0.2713	0.0287
48-50	1140.00	17.87	0.3188	0.0337
50-52	1185.60	18.59	0.3113	0.0330
60-62	1413.60	22.16	0.2850	0.0302
62-64	1459.20	22.88	0.3163	0.0335
64-66	1504.80	23.59	0.3463	0.0367
66-68	1550.40	24.31	0.3100	0.0328
68-70	1596.00	25.02	0.4563	0.0483
70-72	1641.60	25.74	0.2188	0.0232
72-74	1687.20	26.45	0.1100	0.0116
74-76	1732.80	27.17	0.0925	0.0098
82-84	1915.20	30.03	0.2175	0.0230
84-86	1960.80	30.74	0.2650	0.0281
86-88	2006.40	31.46	0.2375	0.0251
88-90	2052.00	32.17	0.2263	0.0240
90-92	2097.60	32.89	0.2500	0.0265
92-94	2143.20	33.60	0.2513	0.0266
94-96	2188.80	34.32	0.2761	0.0292
96-98	2234.40	35.03	0.3038	0.0322
104-106	2416.80	37.89	0.2613	0.0277
114-116	2644.80	41.47	0.3325	0.0352
119-121	2758.80	43.25	0.3380	0.0358
127-129	2941.20	46.11	0.3438	0.0364
137-139	3169.20	49.69	0.3263	0.0345
143-145	3306.00	51.83	0.2888	0.0306
148-150	3420.00	53.62	0.2850	0.0302
151-153	3488.40	54.69	0.2437	0.0258
160-163	3716.40	58.27	0.3463	0.0367
167-169	3853.20	60.41	0.3738	0.0396
175-177	4035.60	63.27	0.4250	0.0450
185-187	4263.60	66.85	0.5113	0.0541
191-193	4400.40	68.99	0.5000	0.0529
199-201	4582.80	71.85	0.5088	0.0539
228-230	5244.00	82.22	0.2575	0.0273
234-236	5380.80	84.37	0.2513	0.0266
242-244	5563.20	87.22	0.3225	0.0341

Appendix B15: continued

Time (hr)	Volume (ml)	Pore Volume	C effluent (mg L ⁻¹)	C/Co
250-252	5745.60	90.08	0.4513	0.0478
258-260	5928.00	92.94	0.5113	0.0541
268-270	6156.00	96.52	0.6800	0.0720
278-280	6384.00	100.09	0.2738	0.0290
292-294	6703.20	105.10	0.3413	0.0361
294-296	6748.80	105.81	0.3650	0.0386
302-304	6931.20	108.67	0.7208	0.0763
308-310	7068.00	110.82	0.9288	0.0983
316-318	7250.40	113.68	1.9725	0.2088
318-320	7296.00	114.39	2.1725	0.2300
326-328	7478.40	117.25	1.3263	0.1404
332-334	7615.20	119.40	0.3625	0.0384
340-342	7797.60	122.26	0.8325	0.0881
342-344	7843.20	122.97	0.4613	0.0488
350-352	8025.60	125.83	0.9950	0.1053
356-358	8162.40	127.98	1.2800	0.1355
364-366	8344.80	130.84	1.4950	0.1583
372-375	8550.00	134.05	1.7850	0.1890
380-382	8709.60	136.56	0.7825	0.0828
388-390	8892.00	139.42	0.5450	0.0577
390-393	8960.40	140.49	0.5875	0.0622
398-400	9120.00	142.99	0.2700	0.0286
404-406	9256.80	145.14	0.3325	0.0352
414-416	9484.80	148.71	0.2550	0.0270
420-422	9621.60	150.86	0.6050	0.0640
424-426	9712.80	152.29	0.6545	0.0693
430-432	9849.60	154.43	0.6875	0.0728
440-442	10077.60	158.01	0.7675	0.0813
446-448	10214.40	160.15	0.7475	0.0791
452-454	10351.20	162.30	0.6175	0.0654
460-462	10533.60	165.16	0.3475	0.0368
462-464	10579.20	165.87	0.2523	0.0267
466-468	10670.40	167.30	0.0575	0.0061
472-474	10807.20	169.44	0.0000	0.0000
476-478	10898.40	170.87	0.0000	0.0000
484-486	11080.80	173.73	0.0000	0.0000
488-490	11172.00	175.16	0.0000	0.0000
492-494	11263.20	176.59	0.0000	0.0000
500-502	11445.60	179.45	0.3800	0.0402
510-512	11673.60	183.03	0.2225	0.0236
512-514	11719.20	183.74	0.2475	0.0262
514-516	11764.80	184.46	0.3050	0.0323
518-520	11856.00	185.89	0.2220	0.0235
520-522	11901.60	186.60	0.1825	0.0193
524-526	11992.80	188.03	0.2000	0.0212
534-536	12220.80	191.61	0.3100	0.0328
538-540	12312.00	193.04	0.1575	0.0167
542-544	12403.20	194.47	0.1350	0.0143
554-556	12676.80	198.76	0.0300	0.0032
558-560	12768.00	200.19	0.2000	0.0212
562-564	12859.20	201.62	0.0250	0.0026
566-568	12950.40	203.05	0.0375	0.0040
570-572	13041.60	204.48	0.0500	0.0053

Appendix B15: continued

Time (hr)	Volume (ml)	Pore Volume	C effluent (mg L ⁻¹)	C/Co
578-580	13224.00	207.34	0.0000	0.0000
582-584	13315.20	208.77	0.0000	0.0000
586-588	13406.40	210.20	0.0000	0.0000
590-592	13497.60	211.63	0.0000	0.0000
594-596	13588.80	213.06	0.0000	0.0000
604-606	13816.80	216.63	0.0000	0.0000
608-610	13908.00	218.06	0.0000	0.0000
616-618	14090.40	220.92	0.0000	0.0000
624-626	14272.80	223.78	0.0000	0.0000
628-630	14364.00	225.21	0.0000	0.0000
630-632	14409.60	225.93	0.0000	0.0000
634-636	14500.80	227.36	0.0000	0.0000
642-644	14683.20	230.22	0.0000	0.0000
648-650	14820.00	232.36	0.0000	0.0000
656-658	15002.40	235.22	0.0000	0.0000
660-662	15093.60	236.65	0.0000	0.0000
668-670	15276.00	239.51	0.0000	0.0000
674-676	15412.80	241.66	0.0000	0.0000
680-682	15549.60	243.80	0.0000	0.0000
692-694	15823.20	248.09	0.0000	0.0000
698-700	15960.00	250.24	0.0000	0.0000
704-708	16142.40	253.10	0.0000	0.0000
716-718	16370.40	256.67	0.0000	0.0000
722-724	16507.20	258.81	0.0000	0.0000
728-730	16644.00	260.96	0.0000	0.0000
732-734	16735.20	262.39	0.0000	0.0000
741-744	16963.20	265.96	0.0000	0.0000
748-750	17100.00	268.11	0.0000	0.0000
754-756	17236.80	270.25	0.0000	0.0000
758-760	17328.00	271.68	0.0000	0.0000

Appendix B16: Cr in competitive metals synthetic leachate transport through KBS-3 column, initial [Cr] = 10 mg L⁻¹, flow rate : 19.23 mg L⁻¹

Time (hr)	Volume (ml)	Pore Volume	C effluent (mg L ⁻¹)	C/Co
0-2	38.46	0.60	0.0000	0.0000
2-4	76.92	1.21	0.0203	0.0022
10-12	230.76	3.62	0.0000	0.0000
12-14	269.22	4.22	0.6731	0.0732
14-16	307.68	4.82	1.0323	0.1123
16-18	346.14	5.43	1.0716	0.1166
18-20	384.60	6.03	1.2925	0.1406
20-22	423.06	6.63	1.6163	0.1759
22-24	461.52	7.24	2.0725	0.2255
24-26	499.98	7.84	2.3788	0.2588
26-28	538.44	8.44	4.0613	0.4419
36-39	749.97	11.76	2.7125	0.2952
39-42	807.66	12.66	4.2038	0.4574
42-44	846.12	13.27	4.2375	0.4611
44-46	884.58	13.87	4.6250	0.5033
46-48	923.04	14.47	4.8888	0.5320
48-50	961.50	15.08	5.1738	0.5630
50-52	999.96	15.68	5.2257	0.5686
60-62	1192.26	18.69	5.9475	0.6472
62-64	1230.72	19.30	6.4163	0.6982
64-66	1269.18	19.90	6.3938	0.6957
66-68	1307.64	20.50	6.7463	0.7341
68-70	1346.10	21.11	6.5075	0.7081
70-72	1384.56	21.71	6.8088	0.7409
72-74	1423.02	22.31	6.6188	0.7202
74-76	1461.48	22.91	6.7538	0.7349
82-84	1615.32	25.33	6.0700	0.6605
84-86	1653.78	25.93	6.4625	0.7032
86-88	1692.24	26.53	6.3800	0.6942
88-90	1730.70	27.14	6.2425	0.6793
90-92	1769.16	27.74	6.6925	0.7282
92-94	1807.62	28.34	6.6925	0.7282
94-96	1846.08	28.94	6.5163	0.7091
96-98	1884.54	29.55	6.8000	0.7399
104-106	2038.38	31.96	8.2513	0.8979
114-116	2230.68	34.97	8.4500	0.9195
119-121	2326.83	36.48	8.2500	0.8977
127-129	2480.67	38.89	6.4638	0.7033
137-139	2672.97	41.91	7.3750	0.8025
143-145	2788.35	43.72	7.3000	0.7943
151-153	2942.19	46.13	9.2000	1.0011
160-163	3134.49	49.15	9.2050	1.0016
167-169	3249.87	50.95	7.9988	0.8704
175-177	3403.71	53.37	3.4388	0.3742
185-187	3596.01	56.38	7.9800	0.8683
191-193	3711.39	58.19	6.6400	0.7225
199-201	3865.23	60.60	7.5213	0.8184
202-204	3922.92	61.51	8.0163	0.8723
228-230	4422.90	69.35	7.9738	0.8677
234-236	4538.28	71.16	7.7613	0.8445
242-244	4692.12	73.57	8.1825	0.8904

**Appendix B17: Cu in competitive metals synthetic leachate transport through KBS-3 column,
initial [Cu] = 10 mg L⁻¹, flow rate : 19.23 mg L⁻¹**

Time (hr)	Volume (ml)	Pore Volume	C effluent (mg L ⁻¹)	C/Co
0-2	38.46	0.60	1.9138	0.1948
2-4	76.92	1.21	1.1613	0.1182
10-12	230.76	3.62	2.5313	0.2576
12-14	269.22	4.22	4.2000	0.4275
14-16	307.68	4.82	4.5375	0.4618
16-18	346.14	5.43	4.5000	0.4580
18-20	384.60	6.03	4.7000	0.4784
20-22	423.06	6.63	5.3750	0.5471
22-24	461.52	7.24	5.8250	0.5929
24-26	499.98	7.84	5.8500	0.5954
26-28	538.44	8.44	8.6875	0.8842
36-39	749.97	11.76	6.6625	0.6781
39-42	807.66	12.66	9.3375	0.9504
42-44	846.12	13.27	9.3875	0.9555
44-46	884.58	13.87	10.1875	1.0369
46-48	923.04	14.47	11.7857	1.1996
48-50	961.50	15.08	10.7875	1.0980
50-52	999.96	15.68	11.4750	1.1679
60-62	1192.26	18.69	11.9125	1.2125
62-64	1230.72	19.30	11.8000	1.2010
64-66	1269.18	19.90	12.3125	1.2532
66-68	1307.64	20.50	12.0500	1.2265
68-70	1346.10	21.11	12.5375	1.2761
70-72	1384.56	21.71	12.3250	1.2545
72-74	1423.02	22.31	12.1875	1.2405
74-76	1461.48	22.91	11.8625	1.2074
82-84	1615.32	25.33	13.1750	1.3410

Appendix B18: Cd in competitive metals synthetic leachate transport through KBS-3 column, initial [Cd] = 10 mg L⁻¹, flow rate : 19.23 mg L⁻¹

Time (hr)	Volume (ml)	Pore Volume	C effluent (mg L ⁻¹)	C/Co
0-2	38.46	0.60	0.0000	0.0000
2-4	76.92	1.21	0.0000	0.0000
10-12	230.76	3.62	0.0000	0.0000
12-14	269.22	4.22	0.0000	0.0000
14-16	307.68	4.82	0.0075	0.0008
16-18	346.14	5.43	0.0150	0.0015
18-20	384.60	6.03	0.0063	0.0006
20-22	423.06	6.63	0.0113	0.0011
22-24	461.52	7.24	0.0125	0.0013
24-26	499.98	7.84	0.0000	0.0000
26-28	538.44	8.44	0.0000	0.0000
36-39	749.97	11.76	0.0000	0.0000
39-42	807.66	12.66	0.0000	0.0000
42-44	846.12	13.27	0.0000	0.0000
44-46	884.58	13.87	0.0000	0.0000
46-48	923.04	14.47	0.0000	0.0000
48-50	961.50	15.08	0.0000	0.0000
50-52	999.96	15.68	0.0043	0.0004
60-62	1192.26	18.69	0.0100	0.0010
62-64	1230.72	19.30	0.0000	0.0000
64-66	1269.18	19.90	0.0050	0.0005
66-68	1307.64	20.50	0.0000	0.0000
68-70	1346.10	21.11	0.0000	0.0000
70-72	1384.56	21.71	0.0000	0.0000
72-74	1423.02	22.31	0.0000	0.0000
74-76	1461.48	22.91	0.0000	0.0000
82-84	1615.32	25.33	0.0000	0.0000
84-86	1653.78	25.93	0.0038	0.0004
86-88	1692.24	26.53	0.0075	0.0008
88-90	1730.70	27.14	0.0138	0.0014
90-92	1769.16	27.74	0.0288	0.0029
92-94	1807.62	28.34	0.0288	0.0029
94-96	1846.08	28.94	0.1050	0.0106
96-98	1884.54	29.55	0.1450	0.0146
104-106	2038.38	31.96	0.9575	0.0964
114-116	2230.68	34.97	1.2538	0.1262
119-121	2326.83	36.48	0.7325	0.0737
127-129	2480.67	38.89	1.0450	0.1052
137-139	2672.97	41.91	1.2900	0.1298
143-145	2788.35	43.72	1.3713	0.1380
151-153	2942.19	46.13	1.5725	0.1583
160-163	3134.49	49.15	2.0100	0.2023
167-169	3249.87	50.95	2.2388	0.2253
175-177	3403.71	53.37	1.4900	0.1500
185-187	3596.01	56.38	2.9213	0.2940
191-193	3711.39	58.19	6.6300	0.6673
199-201	3865.23	60.60	1.8900	0.1902
202-204	3922.92	61.51	6.3500	0.6392
228-230	4422.90	69.35	4.8750	0.4907
234-236	4538.28	71.16	4.9875	0.5020
242-244	4692.12	73.57	4.9750	0.5008

Appendix B18: continued

Time (hr)	Volume (ml)	Pore Volume	C effluent (mg L ⁻¹)	C/C ₀
250-252	4845.96	75.98	5.5500	0.5586
258-260	4999.80	78.39	4.7375	0.4768
268-270	5192.10	81.41	5.9000	0.5939
278-280	5384.40	84.42	6.4750	0.6517
284-286	5499.78	86.23	7.0125	0.7058
292-294	5653.62	88.64	7.0250	0.7071
294-296	5692.08	89.25	7.3250	0.7373
308-310	5961.30	93.47	7.9750	0.8027
316-318	6115.14	95.88	8.5000	0.8556
318-320	6153.60	96.48	8.3875	0.8442
326-328	6307.44	98.89	8.9625	0.9021
332-334	6422.82	100.70	10.0000	1.0065
340-342	6576.66	103.11	10.4250	1.0493
342-344	6615.12	103.72	10.6250	1.0695
350-352	6768.96	106.13	11.0750	1.1147
356-358	6884.34	107.94	10.2250	1.0292
364-366	7038.18	110.35	11.5250	1.1600
372-375	7211.25	113.06	11.3625	1.1437
380-382	7345.86	115.17	11.6250	1.1701
388-390	7499.70	117.59	11.9250	1.2003

Appendix B19: Zn in competitive metals synthetic leachate transport through KBS-3 column, initial [Zn] = 10 mg L⁻¹, flow rate : 19.23 mg L⁻¹

Time (hr)	Volume (ml)	Pore Volume	C effluent (mg L ⁻¹)	C/Co
0-2	38.46	0.60	2.6550	0.2807
2-4	76.92	1.21	0.5031	0.0532
10-12	230.76	3.62	1.2750	0.1348
12-14	269.22	4.22	1.2416	0.1313
14-16	307.68	4.82	1.1009	0.1164
16-18	346.14	5.43	0.9428	0.0997
18-20	384.60	6.03	0.8103	0.0857
20-22	423.06	6.63	0.7849	0.0830
22-24	461.52	7.24	0.8610	0.0910
24-26	499.98	7.84	0.6138	0.0649
26-28	538.44	8.44	0.6660	0.0704
36-39	749.97	11.76	0.4408	0.0466
39-42	807.66	12.66	0.3615	0.0382
42-44	846.12	13.27	0.3719	0.0393
44-46	884.58	13.87	0.3611	0.0382
46-48	923.04	14.47	0.3933	0.0416
48-50	961.50	15.08	0.3453	0.0365
50-52	999.96	15.68	0.3633	0.0384
60-62	1192.26	18.69	0.3169	0.0335
62-64	1230.72	19.30	0.3821	0.0404
64-66	1269.18	19.90	0.2813	0.0297
66-68	1307.64	20.50	0.2858	0.0302
68-70	1346.10	21.11	0.2990	0.0316
70-72	1384.56	21.71	0.2929	0.0310
72-74	1423.02	22.31	0.3040	0.0321
74-76	1461.48	22.91	0.3226	0.0341
82-84	1615.32	25.33	0.2526	0.0267
84-86	1653.78	25.93	0.2859	0.0302
86-88	1692.24	26.53	0.2845	0.0301
88-90	1730.70	27.14	0.2940	0.0311
90-92	1769.16	27.74	0.2705	0.0286
92-94	1807.62	28.34	0.2681	0.0284
94-96	1846.08	28.94	0.2795	0.0296
96-98	1884.54	29.55	0.2894	0.0306
104-106	2038.38	31.96	0.2923	0.0309
114-116	2230.68	34.97	0.4546	0.0481
119-121	2326.83	36.48	0.4479	0.0474
127-129	2480.67	38.89	0.2318	0.0245
137-139	2672.97	41.91	0.2430	0.0257
143-145	2788.35	43.72	0.2096	0.0222
151-153	2942.19	46.13	0.2025	0.0214
160-163	3134.49	49.15	0.4401	0.0465
167-169	3249.87	50.95	0.2463	0.0260
175-177	3403.71	53.37	0.1563	0.0165
185-187	3596.01	56.38	0.1979	0.0209
191-193	3711.39	58.19	0.5815	0.0615
199-201	3865.23	60.60	0.1095	0.0116
202-204	3922.92	61.51	0.2760	0.0292
228-230	4422.90	69.35	0.2039	0.0216
234-236	4538.28	71.16	0.2338	0.0247
242-244	4692.12	73.57	0.2311	0.0244
250-252	4845.96	75.98	0.2320	0.0245
258-260	4999.80	78.39	0.2461	0.0260

Appendix B19: continued

Time (hr)	Volume (ml)	Pore Volume	C effluent (mg L ⁻¹)	C/Co
268-270	5192.10	81.41	0.2369	0.0250
278-280	5384.40	84.42	0.2668	0.0282
284-286	5499.78	86.23	0.2055	0.0217
292-294	5653.62	88.64	0.2301	0.0243
308-310	5961.30	93.47	0.3738	0.0395
316-318	6115.14	95.88	0.2640	0.0279
318-320	6153.60	96.48	0.2240	0.0237
326-328	6307.44	98.89	0.2100	0.0222
332-334	6422.82	100.70	0.2749	0.0291
340-342	6576.66	103.11	0.3445	0.0364
342-344	6615.12	103.72	0.3343	0.0353
350-352	6768.96	106.13	0.3235	0.0342
356-358	6884.34	107.94	0.3688	0.0390
364-366	7038.18	110.35	0.4558	0.0482
372-375	7211.25	113.06	0.4299	0.0455
380-382	7345.86	115.17	0.5243	0.0554
388-390	7499.70	117.59	0.6163	0.0652
390-393	7557.39	118.49	0.6648	0.0703
398-400	7692.00	120.60	0.7695	0.0814
404-406	7807.38	122.41	0.8213	0.0868
414-416	7999.68	125.43	1.0923	0.1155
420-422	8115.06	127.24	1.0908	0.1153
424-426	8191.98	128.44	1.1693	0.1236
430-432	8307.36	130.25	1.3098	0.1385
440-442	8499.66	133.27	1.5228	0.1610
446-448	8615.04	135.07	1.6345	0.1728
452-454	8730.42	136.88	1.9810	0.2095
460-462	8884.26	139.30	2.4030	0.2541
462-464	8922.72	139.90	2.4545	0.2595
466-468	8999.64	141.10	2.5225	0.2667
472-474	9115.02	142.91	2.6725	0.2826
476-478	9191.94	144.12	4.0900	0.4325
484-486	9345.78	146.53	9.5850	1.0135
488-490	9422.70	147.74	8.7975	0.9303
492-494	9499.62	148.94	4.8150	0.5091
496-498	9576.54	150.15	5.1525	0.5448
500-502	9653.46	151.36	5.2275	0.5528
510-512	9845.76	154.37	5.1875	0.5485
512-514	9884.22	154.97	5.0650	0.5356
514-516	9922.68	155.58	4.6450	0.4912
518-520	9999.60	156.78	4.7325	0.5004
520-522	10038.06	157.39	4.9125	0.5195
524-526	10114.98	158.59	4.7600	0.5033
534-536	10307.28	161.61	3.5575	0.3762
538-540	10384.20	162.81	4.2925	0.4539
542-544	10461.12	164.02	4.3250	0.4573
546-548	10538.04	165.22	4.4300	0.4684
550-552	10614.96	166.43	4.8800	0.5160
558-560	10768.80	168.84	4.7525	0.5025
562-564	10845.72	170.05	5.0475	0.5337
566-568	10922.64	171.25	5.3775	0.5686
570-572	10999.56	172.46	5.0400	0.5329
578-580	11153.40	174.87	5.6650	0.5990
582-584	11230.32	176.08	6.3925	0.6760

Appendix B19: continued

Time (hr)	Volume (ml)	Pore Volume	C effluent (mg L ⁻¹)	C/Co
586-588	11307.24	177.29	10.4575	1.1058
590-592	11384.16	178.49	10.0400	1.0616
594-596	11461.08	179.70	10.4300	1.1029
604-606	11653.38	182.71	8.3300	0.8808
608-610	11730.30	183.92	8.1500	0.8618
612-614	11807.22	185.12	9.7400	1.0299
616-618	11884.14	186.33	10.8100	1.1431
624-626	12037.98	188.74	8.7450	0.9247
628-630	12114.90	189.95	10.5400	1.1145

Appendix B20: Pb in competitive metals synthetic leachate transport through KBS-3 column, initial [Pb] = 10 mg L⁻¹, flow rate : 19.23 mg L⁻¹

Time (hr)	Volume (ml)	Pore Volume	C effluent (mg L ⁻¹)	C/Co
0-2	38.46	0.60	0.6450	0.0683
2-4	76.92	1.21	0.2150	0.0228
10-12	230.76	3.62	0.1775	0.0188
12-14	269.22	4.22	0.1425	0.0151
14-16	307.68	4.82	0.1063	0.0112
16-18	346.14	5.43	0.1075	0.0114
18-20	384.60	6.03	0.1100	0.0116
20-22	423.06	6.63	0.0000	0.0000
22-24	461.52	7.24	0.0000	0.0000
24-26	499.98	7.84	0.0000	0.0000
26-28	538.44	8.44	0.0000	0.0000
36-38	749.97	11.76	0.0000	0.0000
39-42	807.66	12.66	0.0000	0.0000
42-44	846.12	13.27	0.0963	0.0102
44-46	884.58	13.87	0.0988	0.0105
46-48	923.04	14.47	0.0975	0.0103
48-50	961.50	15.08	0.0913	0.0097
50-52	999.96	15.68	0.1000	0.0106
60-62	1192.26	18.69	0.0988	0.0105
62-64	1230.72	19.30	0.1038	0.0110
64-66	1269.18	19.90	0.1100	0.0116
66-68	1307.64	20.50	0.1125	0.0119
68-70	1346.10	21.11	0.0125	0.0013
70-72	1384.56	21.71	0.1500	0.0159
72-74	1423.02	22.31	0.1600	0.0169
74-76	1461.48	22.91	0.1550	0.0164
82-84	1615.32	25.33	0.1650	0.0175
84-86	1653.78	25.93	0.1725	0.0183
86-88	1692.24	26.53	0.1688	0.0179
88-90	1730.70	27.14	0.1763	0.0187
90-92	1769.16	27.74	0.1900	0.0201
92-94	1807.62	28.34	0.2038	0.0216
94-96	1846.08	28.94	0.2250	0.0238
96-98	1884.54	29.55	0.2488	0.0263
104-106	2038.38	31.96	0.2050	0.0217
114-116	2230.68	34.97	0.2438	0.0258
119-121	2326.83	36.48	0.2863	0.0303
127-129	2480.67	38.89	0.3225	0.0341
137-139	2672.97	41.91	0.2650	0.0281

Appendix B20: continued

Time (hr)	Volume (ml)	Pore Volume	C effluent (mg L ⁻¹)	C/Co
143-145	2788.35	43.72	0.3675	0.0389
151-153	2942.19	46.13	0.4375	0.0463
160-163	3134.49	49.15	0.4138	0.0438
167-169	3249.87	50.95	0.4075	0.0431
175-177	3403.71	53.37	0.3950	0.0418
185-187	3596.01	56.38	0.4450	0.0471
191-193	3711.39	58.19	0.9575	0.1014
199-201	3865.23	60.60	0.4263	0.0451
202-204	3922.92	61.51	0.4425	0.0468
228-230	4422.90	69.35	0.4613	0.0488
234-236	4538.28	71.16	0.5000	0.0529
242-244	4692.12	73.57	0.1113	0.0118
250-252	4845.96	75.98	0.0000	0.0000
258-260	4999.80	78.39	0.0875	0.0093
268-270	5192.10	81.41	0.0325	0.0034
278-280	5384.40	84.42	0.0000	0.0000
284-286	5499.78	86.23	0.0000	0.0000
292-294	5653.62	88.64	0.0000	0.0000
294-296	5692.08	89.25	0.0000	0.0000
316-318	6115.14	95.88	0.0000	0.0000
318-320	6153.60	96.48	0.0000	0.0000
326-328	6307.44	98.89	0.0000	0.0000
332-334	6422.82	100.70	0.0000	0.0000
340-342	6576.66	103.11	0.0000	0.0000
342-344	6615.12	103.72	0.0000	0.0000
350-352	6768.96	106.13	0.0000	0.0000
356-358	6884.34	107.94	0.0000	0.0000
364-366	7038.18	110.35	0.0450	0.0048
372-375	7211.25	113.06	0.0000	0.0000
380-382	7345.86	115.17	0.0000	0.0000
388-390	7499.70	117.59	0.0000	0.0000
390-393	7557.39	118.49	0.0000	0.0000
398-400	7692.00	120.60	0.0575	0.0061
404-406	7807.38	122.41	0.0000	0.0000
414-416	7999.68	125.43	0.0075	0.0008
420-422	8115.06	127.24	0.1750	0.0185
424-426	8191.98	128.44	0.1875	0.0198
430-432	8307.36	130.25	0.3550	0.0376
440-442	8499.66	133.27	0.3350	0.0355
446-448	8615.04	135.07	0.3550	0.0376
452-454	8730.42	136.88	0.3825	0.0405
460-462	8884.26	139.30	0.3725	0.0394
462-464	8922.72	139.90	0.3875	0.0410
466-468	8999.64	141.10	0.4025	0.0426
472-474	9115.02	142.91	0.4525	0.0479
476-478	9191.94	144.12	0.5250	0.0556
484-486	9345.78	146.53	0.5800	0.0614
488-490	9422.70	147.74	0.6275	0.0664
492-494	9499.62	148.94	0.6000	0.0635
496-498	9576.54	150.15	0.5425	0.0574
500-502	9653.46	151.36	0.5550	0.0588
510-512	9845.76	154.37	0.5925	0.0627
512-514	9884.22	154.97	0.1350	0.0143
514-516	9922.68	155.58	0.0850	0.0090

Appendix B20: continued

Time (hr)	Volume (ml)	Pore Volume	C effluent (mg L ⁻¹)	C/Co
518-520	9999.60	156.78	0.1000	0.0106
520-522	10038.06	157.39	0.0000	0.0000
524-526	10114.98	158.59	0.0000	0.0000
534-536	10307.28	161.61	0.0000	0.0000
538-540	10384.20	162.81	0.0000	0.0000
542-544	10461.12	164.02	0.0000	0.0000
546-548	10538.04	165.22	0.0000	0.0000
550-552	10614.96	166.43	0.0000	0.0000
558-560	10768.80	168.84	0.0000	0.0000
562-564	10845.72	170.05	0.0000	0.0000
566-568	10922.64	171.25	0.0000	0.0000
570-572	10999.56	172.46	0.0000	0.0000
578-580	11153.40	174.87	0.0000	0.0000
582-584	11230.32	176.08	0.0000	0.0000
586-588	11307.24	177.29	0.0775	0.0082
590-592	11384.16	178.49	0.4000	0.0423
594-596	11461.08	179.70	0.5150	0.0545
604-606	11653.38	182.71	0.4250	0.0450
608-610	11730.30	183.92	0.3500	0.0371
612-614	11807.22	185.12	0.4000	0.0423
616-618	11884.14	186.33	0.4600	0.0487
624-626	12037.98	188.74	0.5500	0.0582
628-630	12114.90	189.95	0.6900	0.0730
630-632	12153.36	190.55	0.7000	0.0741
642-644	12384.12	194.17	0.8150	0.0863
648-650	12499.50	195.98	0.7550	0.0799
656-658	12653.34	198.39	0.8150	0.0863
660-662	12730.26	199.60	0.8500	0.0900
668-670	12884.10	202.01	0.9950	0.1053
674-676	12999.48	203.82	0.9000	0.0953
680-682	13114.86	205.63	0.9500	0.1006
692-694	13345.62	209.24	0.9600	0.1016
698-700	13461.00	211.05	0.9950	0.1053
704-708	13614.84	213.47	1.0500	0.1112
716-718	13807.14	216.48	2.0000	0.2117
722-724	13922.52	218.29	0.9500	0.1006
728-730	14037.90	220.10	2.0000	0.2117
732-734	14114.82	221.30	2.0600	0.2181
741-744	14307.12	224.32	2.3900	0.2530
748-750	14422.50	226.13	2.0000	0.2117
754-756	14537.88	227.94	2.3350	0.2472
758-760	14614.80	229.14	1.2850	0.1360

**Appendix B21: Cr in competitive metals actual leachate transport through KBS-2 column,
initial [Cr] = 10 mg L⁻¹, flow rate : 18 mg L⁻¹**

Time (hr)	Volume (ml)	Pore Volume	C effluent (mg L ⁻¹)	C/Co
0-2	38.00	0.60	0.0000	0.0000
2-4	74.00	1.16	0.0000	0.0000
4-6	110.00	1.72	7.2790	0.5259
6-8	146.00	2.29	10.5365	0.7613
8-14	254.00	3.98	12.1615	0.8787
14-16	290.00	4.55	12.6115	0.9112
16-18	326.00	5.11	13.2490	0.9573
18-20	362.00	5.68	12.4740	0.9013
20-22	398.00	6.24	12.8490	0.9284
22-24	434.00	6.80	9.5753	0.6919
24-26	470.00	7.37	13.5990	0.9826
26-28	506.00	7.93	12.4240	0.8977
28-30	542.00	8.50	13.6990	0.9898
30-32	578.00	9.06	13.8240	0.9988
32-38	686.00	10.76	14.0115	1.0124
38-40	722.00	11.32	13.0115	0.9401
40-42	758.00	11.88	13.7115	0.9907
42-44	794.00	12.45	14.8865	1.0756
44-46	830.00	13.01	10.2540	0.7409

**Appendix B22: Cu in competitive metals actual leachate transport through KBS-2 column,
initial [Cu] = 10 mg L⁻¹, flow rate : 18 mg L⁻¹**

Time (hr)	Volume (ml)	Pore Volume	C effluent (mg L ⁻¹)	C/Co
0-2	38.00	0.60	0.0000	0.0000
2-4	74.00	1.16	1.4020	0.1415
4-6	110.00	1.72	7.0295	0.7097
6-8	146.00	2.29	10.0420	1.0138
8-14	254.00	3.98	12.0920	1.2208
14-16	290.00	4.55	12.6045	1.2725
16-18	326.00	5.11	13.9420	1.4076
18-20	362.00	5.68	14.2295	1.4366
20-22	398.00	6.24	15.5670	1.5716

**Appendix B23: Cd in competitive metals actual leachate transport through KBS-2 column,
initial [Cd] = 10 mg L⁻¹, flow rate : 18 mg L⁻¹**

Time (hr)	Volume (ml)	Pore Volume	C effluent (mg L ⁻¹)	C/Co
0-2	38.00	0.60	-0.0010	0.0000
2-4	74.00	1.16	0.0040	0.0000
4-6	110.00	1.72	0.1165	0.0123
6-8	146.00	2.29	0.2240	0.0237
8-14	254.00	3.98	0.3590	0.0379
14-16	290.00	4.55	0.4590	0.0485
16-18	326.00	5.11	0.5740	0.0606
18-20	362.00	5.68	0.6115	0.0646
20-22	398.00	6.24	0.7490	0.0791
22-24	434.00	6.80	0.6803	0.0718
24-26	470.00	7.37	0.9915	0.1047
26-28	506.00	7.93	1.0778	0.1138
28-30	542.00	8.50	1.2653	0.1336
30-32	578.00	9.06	1.4040	0.1483
32-38	686.00	10.76	1.7203	0.1817
38-40	722.00	11.32	1.9778	0.2088
40-42	758.00	11.88	2.1715	0.2293
42-44	794.00	12.45	2.4503	0.2587
44-46	830.00	13.01	2.6915	0.2842
46-48	866.00	13.58	2.6090	0.2755
48-50	902.00	14.14	3.0390	0.3209
50-52	938.00	14.71	3.3315	0.3518
52-54	974.00	15.27	3.5765	0.3777
54-56	1010.00	15.84	3.5990	0.3800
56-64	1154.00	18.09	4.2540	0.4492
64-66	1190.00	18.66	4.6840	0.4946
66-68	1226.00	19.22	4.8040	0.5073
68-70	1262.00	19.79	4.7940	0.5062
70-72	1298.00	20.35	4.2290	0.4466
72-74	1334.00	20.92	4.6890	0.4951
76-78	1406.00	22.04	5.2365	0.5530
84-86	1550.00	24.30	7.5740	0.7998
86-88	1586.00	24.87	7.9990	0.8447
90-92	1658.00	26.00	8.1740	0.8631
94-96	1730.00	27.12	8.4740	0.8948
98-100	1802.00	28.25	8.3990	0.8869
106-108	1946.00	30.51	7.8778	0.8319
110-112	2018.00	31.64	7.9990	0.8447
114-116	2090.00	32.77	8.2740	0.8737
118-120	2162.00	33.90	8.5990	0.9080
122-124	2234.00	35.03	8.4490	0.8922
132-134	2414.00	37.85	8.5990	0.9080
136-138	2486.00	38.98	8.2240	0.8684
140-142	2558.00	40.11	8.3990	0.8869
144-146	2630.00	41.24	8.2490	0.8711
152-154	2774.00	43.49	8.1490	0.8605
154-156	2810.00	44.06	6.9890	0.7380
160-162	2918.00	45.75	71.8490	7.5870
164-166	2990.00	46.88	71.8990	7.5923
172-174	3134.00	49.14	74.5990	7.8774
178-180	3242.00	50.83	7.5390	0.7961
184-186	3350.00	52.52	7.6340	0.8061
188-190	3422.00	53.65	7.2540	0.7660

Appendix B23: continued

Time (hr)	Volume (ml)	Pore Volume	C effluent (mg L ⁻¹)	C/Co
196-198	3566.00	55.91	7.7390	0.8172
202-204	3674.00	57.60	7.8240	0.8262
208-212	3818.00	59.86	7.7490	0.8183
216-218	3926.00	61.56	7.8640	0.8304
230-232	4178.00	65.51	8.2690	0.8732
236-240	4322.00	67.76	8.0540	0.8505
248-250	4502.00	70.59	8.9790	0.9482
254-256	4610.00	72.28	9.1290	0.9640
260-262	4718.00	73.97	9.3390	0.9862
264-266	4790.00	75.10	8.7090	0.9196
273-276	4970.00	77.92	9.1190	0.9629
280-282	5078.00	79.62	9.2190	0.9735
286-288	5186.00	81.31	9.2390	0.9756
290-292	5258.00	82.44	9.3090	0.9830
300-302	5438.00	85.26	9.4440	0.9973
306-308	5546.00	86.96	9.5740	1.0110
314-316	5690.00	89.21	9.6140	1.0152
318-320	5762.00	90.34	9.5190	1.0052
326-328	5906.00	92.60	9.3040	0.9825

**Appendix B24: Zn in competitive metals actual leachate transport through KBS-2 column,
initial [Zn] = 10 mg L⁻¹, flow rate : 18 mg L⁻¹**

Time (hr)	Volume (ml)	Pore Volume	C effluent (mg L ⁻¹)	C/Co
0-22	38.00	0.60	-0.3675	0.0000
2-4	74.00	1.16	-0.3675	0.0000
4-6	110.00	1.72	-0.3675	0.0000
6-8	146.00	2.29	-0.3675	0.0000
8-14	254.00	3.98	-0.3675	0.0000
14-16	290.00	4.55	-0.3675	0.0000
16-18	326.00	5.11	-0.3675	0.0000
18-20	362.00	5.68	-0.3675	0.0000
20-22	398.00	6.24	1.9788	0.2834
22-24	434.00	6.80	1.8463	0.2644
24-26	470.00	7.37	1.7075	0.2445
26-28	506.00	7.93	1.5813	0.2264
28-30	542.00	8.50	1.6200	0.2320
30-32	578.00	9.06	1.7550	0.2513
32-38	686.00	10.76	1.9538	0.2798
38-40	722.00	11.32	1.8138	0.2597
40-42	758.00	11.88	1.7825	0.2553
42-44	794.00	12.45	1.8850	0.2699
44-46	830.00	13.01	1.9400	0.2778
46-48	866.00	13.58	1.9050	0.2728
48-50	902.00	14.14	1.9500	0.2792
50-52	938.00	14.71	2.0850	0.2986
52-54	974.00	15.27	2.2200	0.3179
54-56	1010.00	15.84	2.1500	0.3079
56-64	1154.00	18.09	2.0825	0.2982
64-66	1190.00	18.66	2.1850	0.3129
66-68	1226.00	19.22	2.2850	0.3272
68-70	1262.00	19.79	2.0225	0.2896
70-72	1298.00	20.35	1.7525	0.2510
72-74	1334.00	20.92	2.1050	0.3014
76-78	1406.00	22.04	2.1775	0.3118
84-86	1550.00	24.30	2.3700	0.3394
86-88	1586.00	24.87	2.5950	0.3716
90-92	1658.00	26.00	2.8100	0.4024
94-96	1730.00	27.12	2.8475	0.4078
98-100	1802.00	28.25	2.8925	0.4142
106-108	1946.00	30.51	2.0992	0.3006
110-112	2018.00	31.64	2.5525	0.3655
114-116	2090.00	32.77	2.7025	0.3870
118-120	2162.00	33.90	2.9875	0.4278
122-124	2234.00	35.03	3.2150	0.4604
132-134	2414.00	37.85	3.3600	0.4812
136-138	2486.00	38.98	3.4025	0.4873
140-142	2558.00	40.11	3.7500	0.5370
144-146	2630.00	41.24	3.9450	0.5649
152-154	2774.00	43.49	3.9525	0.5660
154-156	2810.00	44.06	3.1400	0.4497
160-162	2918.00	45.75	3.4365	0.4921
164-166	2990.00	46.88	3.4465	0.4936
172-174	3134.00	49.14	3.6095	0.5169
178-180	3242.00	50.83	3.8805	0.5557
184-186	3350.00	52.52	3.9860	0.5708
188-190	3422.00	53.65	3.7230	0.5332

Appendix B24: continued

Time (hr)	Volume (ml)	Pore Volume	C effluent (mg L ⁻¹)	C/Co
196-198	3566.00	55.91	3.9885	0.5712
202-204	3674.00	57.60	4.2215	0.6045
208-212	3818.00	59.86	4.2245	0.6050
216-218	3926.00	61.56	4.4070	0.6311
230-232	4178.00	65.51	4.5905	0.6574
236-240	4322.00	67.76	4.5660	0.6539
248-250	4502.00	70.59	5.7175	0.8188
254-256	4610.00	72.28	5.6405	0.8077
260-262	4718.00	73.97	5.6338	0.8068
264-266	4790.00	75.10	5.2585	0.7530
273-276	4970.00	77.92	5.6625	0.8109
280-282	5078.00	79.62	5.8105	0.8321
286-288	5186.00	81.31	5.8105	0.8321
290-292	5258.00	82.44	6.0185	0.8619
300-302	5438.00	85.26	6.7825	0.9713
306-308	5546.00	86.96	6.3025	0.9025
314-316	5690.00	89.21	6.9425	0.9942
318-320	5762.00	90.34	7.2325	1.0357
326-328	5906.00	92.60	6.8425	0.9799
336-338	6086.00	95.42	7.6875	1.1009
342-344	6194.00	97.12	7.5675	1.0837
350-352	6338.00	99.37	7.5575	1.0823
360-362	6518.00	102.20	6.9875	1.0006
364-366	6590.00	103.32	7.6075	1.0894
372-374	6734.00	105.58	7.0775	1.0135
374-378	6806.00	106.71	7.5025	1.0744
380-382	6878.00	107.84	7.6575	1.0966
384-386	6950.00	108.97	7.3175	1.0479
388-390	7022.00	110.10	5.8715	0.8408
396-398	7166.00	112.35	6.0325	0.8639
404-406	7310.00	114.61	6.1595	0.6513
410-412	7418.00	116.31	6.0085	0.6353
418-420	7562.00	118.56	6.0665	0.6415
426-428	7706.00	120.82	5.5935	0.5915
432-434	7814.00	122.51	6.1995	0.6555
442-444	7994.00	125.34	6.0545	0.6402
448-450	8102.00	127.03	5.9275	0.6268
454-456	8210.00	128.72	5.7405	0.6070
462-464	8354.00	130.98	5.8335	0.6168
470-472	8498.00	133.24	5.5315	0.5849

**Appendix B25: Pb in competitive metals actual leachate transport through KBS-2 column,
initial [Pb] = 10 mg L⁻¹ , flow rate : 18 mg L⁻¹**

Time (hr)	Volume (ml)	Pore Volume	C effluent (mg L ⁻¹)	C/Co
0-2	38.00	0.60	0.2683	0.0351
2-4	74.00	1.16	0.5420	0.0710
4-6	110.00	1.72	0.9520	0.1247
6-8	146.00	2.29	0.9108	0.1193
8-14	254.00	3.98	0.9258	0.1213
14-16	290.00	4.55	0.9470	0.1241
16-18	326.00	5.11	1.1558	0.1514
18-20	362.00	5.68	0.9995	0.1309
20-22	398.00	6.24	1.0033	0.1314
22-24	434.00	6.80	0.9858	0.1291
24-26	470.00	7.37	1.1945	0.1565
26-28	506.00	7.93	1.3483	0.1766
28-30	542.00	8.50	1.3033	0.1707
30-32	578.00	9.06	1.2958	0.1698
32-38	686.00	10.76	1.6370	0.2145
38-40	722.00	11.32	1.5045	0.1971
40-42	758.00	11.88	1.5208	0.1992
42-44	794.00	12.45	1.8370	0.2407
44-46	830.00	13.01	1.8695	0.2449
46-48	866.00	13.58	1.7270	0.2263
48-50	902.00	14.14	2.1695	0.2842
50-52	938.00	14.71	2.2420	0.2937
52-54	974.00	15.27	2.4345	0.3189
54-56	1010.00	15.84	2.4420	0.3199
56-64	1154.00	18.09	2.6945	0.3530
64-66	1190.00	18.66	2.8795	0.3772
66-68	1226.00	19.22	2.9195	0.3825
68-70	1262.00	19.79	2.9670	0.3887
70-72	1298.00	20.35	2.2095	0.2895
72-74	1334.00	20.92	2.5595	0.3353
76-78	1406.00	22.04	2.8770	0.3769
84-86	1550.00	24.30	3.1720	0.4156
86-88	1586.00	24.87	4.1745	0.5469
90-92	1658.00	26.00	3.0595	0.4008
94-96	1730.00	27.12	3.0470	0.3992
98-100	1802.00	28.25	2.7995	0.3668
106-108	1946.00	30.51	1.2023	0.1575
110-112	2018.00	31.64	1.2170	0.1594
114-116	2090.00	32.77	1.4545	0.1906
118-120	2162.00	33.90	1.4320	0.1876
122-124	2234.00	35.03	1.5495	0.2030
132-134	2414.00	37.85	1.3395	0.1755
136-138	2486.00	38.98	1.5445	0.2023
140-142	2558.00	40.11	1.7945	0.2351
144-146	2630.00	41.24	1.9370	0.2538
152-154	2774.00	43.49	1.2545	0.1644
154-156	2810.00	44.06	1.5870	0.2079
160-162	2918.00	45.75	1.9070	0.2498
164-166	2990.00	46.88	1.9470	0.2551
172-174	3134.00	49.14	2.2520	0.2950
178-180	3242.00	50.83	2.2820	0.2990
184-186	3350.00	52.52	1.7720	0.2321
188-190	3422.00	53.65	1.3420	0.1758

Appendix B25: continued

Time (hr)	Volume (ml)	Pore Volume	C effluent (mg L ⁻¹)	C/C ₀
196-198	3566.00	55.91	1.5420	0.2020
202-204	3674.00	57.60	1.0820	0.1418
208-212	3818.00	59.86	1.1120	0.1457
216-218	3926.00	61.56	1.0470	0.1372
230-232	4178.00	65.51	1.4020	0.1837
236-240	4322.00	67.76	1.0320	0.1352
248-250	4502.00	70.59	1.9420	0.2544
254-256	4610.00	72.28	2.2120	0.2898
260-262	4718.00	73.97	2.3720	0.3108
264-266	4790.00	75.10	2.0620	0.2701
273-276	4970.00	77.92	2.6920	0.3527
280-282	5078.00	79.62	3.3220	0.4352
286-288	5186.00	81.31	3.5620	0.4667
290-292	5258.00	82.44	3.9320	0.5151
300-302	5438.00	85.26	4.2270	0.5538
306-308	5546.00	86.96	3.5420	0.4640
314-316	5690.00	89.21	3.6020	0.4719
318-320	5762.00	90.34	3.8170	0.5001
326-328	5906.00	92.60	4.0620	0.5322
336-338	6086.00	95.42	4.1920	0.5492
342-344	6194.00	97.12	4.9920	0.6540
350-352	6338.00	99.37	5.2670	0.6900
360-362	6518.00	102.20	5.2720	0.6907
364-366	6590.00	103.32	4.6020	0.6029
372-374	6734.00	105.58	4.3370	0.5682
374-378	6806.00	106.71	4.9120	0.6435
380-382	6878.00	107.84	4.6170	0.6049
384-386	6950.00	108.97	4.6370	0.6075
388-390	7022.00	110.10	3.7520	0.4915
396-398	7166.00	112.35	4.1420	0.5426
404-406	7310.00	114.61	4.4620	0.5846
410-412	7418.00	116.31	4.7020	0.6160
418-420	7562.00	118.56	4.4720	0.5859
426-428	7706.00	120.82	4.6820	0.6134
432-434	7814.00	122.51	4.3920	0.5754
442-444	7994.00	125.34	4.6320	0.6068
448-450	8102.00	127.03	4.7820	0.6265
454-456	8210.00	128.72	4.7120	0.6173
462-464	8354.00	130.98	4.7320	0.6199
470-472	8498.00	133.24	4.6620	0.6108

**Appendix B26: Cr in competitive metals actual leachate transport through KBS-3 column,
initial [Cr] = 10 mg L⁻¹, flow rate : 17.4 mg L⁻¹**

Time (hr)	Volume (ml)	Pore Volume	C effluent (mg L ⁻¹)	C/Co
0-2	34.80	0.55	0.0000	0.0000
2-4	69.60	1.09	0.9065	0.0655
4-6	104.40	1.64	3.7653	0.2721
6-8	139.20	2.18	6.2328	0.4503
8-14	243.60	3.82	11.4365	0.8263
14-16	278.40	4.37	12.2365	0.8841
16-18	313.20	4.91	10.2240	0.7387
18-20	348.00	5.46	12.2365	0.8841
20-22	382.80	6.00	12.1365	0.8769
22-24	417.60	6.55	13.3365	0.9636
24-26	452.40	7.09	12.4240	0.8977
26-28	487.20	7.64	13.2365	0.9564
28-30	522.00	8.18	12.6615	0.9148
30-32	556.80	8.73	13.4490	0.9717
32-38	661.20	10.37	13.4990	0.9754
38-40	696.00	10.91	13.5490	0.9790
40-42	730.80	11.46	13.7240	0.9916
42-44	765.60	12.00	13.8365	0.9997
44-46	800.40	12.55	11.7890	0.8518
46-48	835.20	13.10	12.3023	0.8889
48-50	870.00	13.64	10.8065	0.7808

**Appendix B27: Cu in competitive metals actual leachate transport through KBS-3 column,
initial [Cu] = 10 mg L⁻¹, flow rate : 17.4 mg L⁻¹**

Time (hr)	Volume (ml)	Pore Volume	C effluent (mg L ⁻¹)	C/Co
0-2	34.80	0.55	0.1708	0.0172
2-4	69.60	1.09	1.6570	0.1673
4-6	104.40	1.64	4.4920	0.4535
6-8	139.20	2.18	5.2670	0.5318
8-14	243.60	3.82	7.5920	0.7665
14-16	278.40	4.37	8.1795	0.8258
16-18	313.20	4.91	6.2295	0.6289
18-20	348.00	5.46	7.1545	0.7223
20-22	382.80	6.00	7.7170	0.7791
22-24	417.60	6.55	8.9920	0.9078
24-26	452.40	7.09	8.7920	0.8876
26-28	487.20	7.64	9.6420	0.9734
28-30	522.00	8.18	9.7795	0.9873
30-32	556.80	8.73	10.4420	1.0542
32-38	661.20	10.37	11.0920	1.1198
38-40	696.00	10.91	10.5170	1.0618
40-42	730.80	11.46	11.1920	1.1299
42-44	765.60	12.00	5.7545	0.5810
44-46	800.40	12.55	11.6920	1.1804
46-48	835.20	13.10	11.6670	1.1779
48-50	870.00	13.64	10.9670	1.1072

**Appendix B28: Cd in competitive metals actual leachate transport through KBS-3 column,
initial [Cd] = 10 mg L⁻¹, flow rate : 17.4 mg L⁻¹**

Time (hr)	Volume (ml)	Pore Volume	C effluent (mg L ⁻¹)	C/Co
0-2	34.80	0.55	-0.0010	0.0000
2-4	69.60	1.09	-0.0010	0.0000
4-6	104.40	1.64	-0.0010	0.0000
6-8	139.20	2.18	0.0553	0.0058
8-14	243.60	3.82	0.1178	0.0124
14-16	278.40	4.37	0.1840	0.0194
16-18	313.20	4.91	0.2815	0.0297
18-20	348.00	5.46	0.3890	0.0411
20-22	382.80	6.00	0.4178	0.0441
22-24	417.60	6.55	0.6390	0.0675
24-26	452.40	7.09	0.6678	0.0705
26-28	487.20	7.64	0.7728	0.0816
28-30	522.00	8.18	0.8028	0.0848
30-32	556.80	8.73	0.9803	0.1035
32-38	661.20	10.37	1.2153	0.1283
38-40	696.00	10.91	1.3103	0.1384
40-42	730.80	11.46	1.4440	0.1525
42-44	765.60	12.00	1.5240	0.1609
44-46	800.40	12.55	1.5690	0.1657
46-48	835.20	13.10	1.6115	0.1702
48-50	870.00	13.64	1.6290	0.1720
50-52	904.80	14.19	1.7515	0.1850
52-54	939.60	14.73	1.9915	0.2103
54-56	974.40	15.28	1.0315	0.1089
56-64	1113.60	17.46	2.2865	0.2414
64-66	1148.40	18.01	2.5765	0.2721
66-68	1183.20	18.55	2.3815	0.2515
68-70	1218.00	19.10	2.3365	0.2467
70-72	1252.80	19.64	2.5215	0.2663
72-74	1287.60	20.19	2.6690	0.2818
76-78	1357.20	21.28	2.6440	0.2792
84-86	1496.40	23.46	2.9615	0.3127
86-88	1531.20	24.01	3.3640	0.3552
90-92	1600.80	25.10	7.1640	0.7565
94-96	1670.40	26.19	3.5290	0.3727
98-100	1740.00	27.28	3.4790	0.3674
106-108	1879.20	29.46	3.2715	0.3455
110-112	1948.80	30.56	3.4215	0.3613
114-116	2018.40	31.65	3.5940	0.3795
118-120	2088.00	32.74	3.7640	0.3975
122-124	2157.60	33.83	3.8090	0.4022
132-134	2331.60	36.56	4.0790	0.4307
136-138	2401.20	37.65	4.3540	0.4598
140-142	2470.80	38.74	4.4665	0.4716
144-146	2540.40	39.83	4.5190	0.4772
152-154	2679.60	42.01	4.4040	0.4650
154-156	2714.40	42.56	4.7840	0.5052
160-162	2818.80	44.20	4.9940	0.5273
164-166	2888.40	45.29	5.1890	0.5479
172-174	3027.60	47.47	5.3840	0.5685
178-180	3132.00	49.11	5.4490	0.5754
184-186	3236.40	50.74	5.7940	0.6118
188-190	3306.00	51.83	5.8590	0.6187

Appendix B28: continued

Time (hr)	Volume (ml)	Pore Volume	C effluent (mg L ⁻¹)	C/Co
196-198	3445.20	54.02	5.5740	0.5886
202-204	3549.60	55.65	5.8940	0.6224
208-212	3688.80	57.84	6.0590	0.6398
216-218	3793.20	59.47	6.2490	0.6599
224-226	3932.40	61.66	6.5640	0.6931
230-232	4036.80	63.29	6.8490	0.7232
236-240	4176.00	65.48	6.5240	0.6889
248-250	4350.00	68.20	7.5890	0.8014
254-256	4454.40	69.84	7.9890	0.8436
260-262	4558.80	71.48	8.3890	0.8859
264-266	4628.40	72.57	7.8890	0.8331
273-276	4802.40	75.30	7.9090	0.8352
280-282	4906.80	76.93	8.1990	0.8658
286-288	5011.20	78.57	7.7290	0.8162
290-292	5080.80	79.66	8.8790	0.9376
300-302	5254.80	82.39	8.6140	0.9096
306-308	5359.20	84.03	8.6690	0.9154
314-316	5498.40	86.21	9.1640	0.9677
318-320	5568.00	87.30	9.1290	0.9640
326-328	5707.20	89.48	8.9440	0.9445
336-338	5881.20	92.21	9.2090	0.9724
342-344	5985.60	93.85	9.4140	0.9941
350-352	6124.80	96.03	9.5090	1.0041
360-362	6298.80	98.76	9.7190	1.0263
364-366	6368.40	99.85	9.7840	1.0332
372-374	6507.60	102.03	9.4940	1.0025
374-378	6577.20	103.12	9.1340	0.9645

Appendix B29: Zn in competitive metals actual leachate transport through KBS-3 column, initial [Zn] = 10 mg L⁻¹, flow rate : 17.4 mg L⁻¹

Time (hr)	Volume (ml)	Pore Volume	C effluent (mg L ⁻¹)	C/Co
0-2	34.80	0.55	0.0000	0.0000
2-4	69.60	1.09	0.6645	0.0952
4-6	104.40	1.64	11.7950	1.6891
6-8	139.20	2.18	1.4175	0.2030
8-14	243.60	3.82	1.3800	0.1976
14-16	278.40	4.37	1.7375	0.2488
16-18	313.20	4.91	1.9500	0.2792
18-20	348.00	5.46	1.9713	0.2823
20-22	382.80	6.00	1.9863	0.2844
22-24	417.60	6.55	1.8350	0.2628
24-26	452.40	7.09	1.6488	0.2361
26-28	487.20	7.64	1.6313	0.2336
28-30	522.00	8.18	1.7788	0.2547
30-32	556.80	8.73	1.8063	0.2587
32-38	661.20	10.37	1.8438	0.2640
38-40	696.00	10.91	2.0250	0.2900
40-42	730.80	11.46	2.2600	0.3236
42-44	765.60	12.00	2.3875	0.3419
44-46	800.40	12.55	2.0125	0.2882
46-48	835.20	13.10	2.0550	0.2943
48-50	870.00	13.64	2.1050	0.3014
50-52	904.80	14.19	2.6250	0.3759
52-54	939.60	14.73	2.9575	0.4235
54-56	974.40	15.28	2.6625	0.3813
56-64	1113.60	17.46	2.3950	0.3430
64-66	1148.40	18.01	2.7350	0.3917
66-68	1183.20	18.55	2.7900	0.3995
68-70	1218.00	19.10	2.4275	0.3476
70-72	1252.80	19.64	2.7925	0.3999
72-74	1287.60	20.19	2.4025	0.3440
76-78	1357.20	21.28	3.0975	0.4436
84-86	1496.40	23.46	3.6650	0.5248
86-88	1531.20	24.01	3.6925	0.5288
90-92	1600.80	25.10	6.0825	0.8710
94-96	1670.40	26.19	3.7600	0.5385
98-100	1740.00	27.28	3.4800	0.4984
106-108	1879.20	29.46	2.9100	0.4167
110-112	1948.80	30.56	2.9500	0.4225
114-116	2018.40	31.65	3.4525	0.4944
118-120	2088.00	32.74	3.6550	0.5234
122-124	2157.60	33.83	3.7000	0.5299
132-134	2331.60	36.56	4.2150	0.6036
136-138	2401.20	37.65	4.2675	0.6111
140-142	2470.80	38.74	3.9425	0.5646
144-146	2540.40	39.83	3.9100	0.5599
152-154	2679.60	42.01	4.3150	0.6179
154-156	2714.40	42.56	3.3245	0.4761
160-162	2818.80	44.20	3.1460	0.4505
164-166	2888.40	45.29	3.2330	0.4630
172-174	3027.60	47.47	3.1975	0.4579
178-180	3132.00	49.11	3.3390	0.4782
184-186	3236.40	50.74	3.5235	0.5046
188-190	3306.00	51.83	3.6980	0.5296

Appendix B29: continued

Time (hr)	Volume (ml)	Pore Volume	C effluent (mg L ⁻¹)	C/Co
196-198	3445.20	54.02	3.2475	0.4651
202-204	3549.60	55.65	3.4020	0.4872
208-212	3688.80	57.84	3.5215	0.5043
216-218	3793.20	59.47	3.6695	0.5255
230-232	4036.80	63.29	4.0360	0.5780
236-240	4176.00	65.48	3.8190	0.5469
248-250	4350.00	68.20	4.7175	0.6756
254-256	4454.40	69.84	5.0565	0.7241
260-262	4558.80	71.48	5.2735	0.7552
264-266	4628.40	72.57	5.0205	0.7190
273-276	4802.40	75.30	5.0155	0.7182
280-282	4906.80	76.93	5.3095	0.7603
286-288	5011.20	78.57	4.9455	0.7082
290-292	5080.80	79.66	5.5855	0.7999
300-302	5254.80	82.39	4.9325	0.7064
306-308	5359.20	84.03	4.2955	0.6151
314-316	5498.40	86.21	3.9825	0.5703
318-320	5568.00	87.30	4.2685	0.6113
326-328	5707.20	89.48	4.3420	0.6218
336-338	5881.20	92.21	4.7825	0.6849
342-344	5985.60	93.85	4.9375	0.7071
350-352	6124.80	96.03	7.4325	1.0644
360-362	6298.80	98.76	7.9975	1.1453
364-366	6368.40	99.85	7.4825	1.0715
372-374	6507.60	102.03	6.3725	0.9126
374-378	6577.20	103.12	7.5575	1.0823
380-382	6646.80	104.21	6.7775	0.9706
384-386	6716.40	105.31	7.6125	1.0901
388-390	6786.00	106.40	6.1195	0.8763
396-398	6925.20	108.58	6.1455	0.8801
404-406	7064.40	110.76	6.1335	0.6486
410-412	7168.80	112.40	6.0365	0.6383
418-420	7308.00	114.58	6.0785	0.6428
426-428	7447.20	116.76	6.2405	0.6599
432-434	7551.60	118.40	6.6825	0.7066
442-444	7725.60	121.13	6.0655	0.6414
448-450	7830.00	122.77	6.0315	0.6378
454-456	7934.40	124.40	6.0135	0.6359
462-464	8073.60	126.59	6.0705	0.6419
470-472	8212.80	128.77	6.4725	0.6844

**Appendix B30: Pb in competitive metals actual leachate transport through KBS-3 column,
initial [Pb] = 10 mg L⁻¹ , flow rate : 17.4 mg L⁻¹**

Time (hr)	Volume (ml)	Pore Volume	C effluent (mg L ⁻¹)	C/Co
0-2	34.80	0.55	0.0000	0.0000
2-4	69.60	1.09	0.0645	0.0085
4-6	104.40	1.64	0.1520	0.0199
6-8	139.20	2.18	0.2520	0.0330
8-14	243.60	3.82	0.7645	0.1002
14-16	278.40	4.37	0.9083	0.1190
16-18	313.20	4.91	0.5395	0.0707
18-20	348.00	5.46	0.6145	0.0805
20-22	382.80	6.00	0.6870	0.0900
22-24	417.60	6.55	0.8808	0.1154
24-26	452.40	7.09	1.0570	0.1385
26-28	487.20	7.64	1.1683	0.1531
28-30	522.00	8.18	1.2270	0.1607
30-32	556.80	8.73	1.3808	0.1809
32-38	661.20	10.37	1.5220	0.1994
38-40	696.00	10.91	1.5183	0.1989
40-42	730.80	11.46	1.7258	0.2261
42-44	765.60	12.00	1.8345	0.2403
44-46	800.40	12.55	1.8045	0.2364
46-48	835.20	13.10	1.8395	0.2410
48-50	870.00	13.64	1.9045	0.2495
50-52	904.80	14.19	1.9895	0.2606
52-54	939.60	14.73	2.2920	0.3003
54-56	974.40	15.28	1.1270	0.1476
56-64	1113.60	17.46	2.4270	0.3180
64-66	1148.40	18.01	2.7695	0.3628
66-68	1183.20	18.55	2.5770	0.3376
68-70	1218.00	19.10	2.1370	0.2800
70-72	1252.80	19.64	2.4320	0.3186
72-74	1287.60	20.19	2.5370	0.3324
76-78	1357.20	21.28	2.3995	0.3144
84-86	1496.40	23.46	2.7445	0.3596
86-88	1531.20	24.01	3.0670	0.4018
90-92	1600.80	25.10	6.7570	0.8852
94-96	1670.40	26.19	2.9020	0.3802
98-100	1740.00	27.28	2.7595	0.3615
106-108	1879.20	29.46	1.6145	0.2115
110-112	1948.80	30.56	1.6845	0.2207
114-116	2018.40	31.65	1.7395	0.2279
118-120	2088.00	32.74	1.8545	0.2430
122-124	2157.60	33.83	1.8920	0.2479
132-134	2331.60	36.56	1.6270	0.2132
136-138	2401.20	37.65	1.6370	0.2145
140-142	2470.80	38.74	1.7520	0.2295
144-146	2540.40	39.83	1.7795	0.2331
152-154	2679.60	42.01	1.3520	0.1771
154-156	2714.40	42.56	1.5770	0.2066
160-162	2818.80	44.20	1.5870	0.2079
164-166	2888.40	45.29	1.8070	0.2367
172-174	3027.60	47.47	1.6720	0.2190
178-180	3132.00	49.11	1.7070	0.2236
184-186	3236.40	50.74	1.7920	0.2348

Appendix B30 : continued

Time (hr)	Volume (ml)	Pore Volume	C effluent (mg L ⁻¹)	C/Co
188-190	3306.00	51.83	1.6920	0.2217
196-198	3445.20	54.02	1.8420	0.2413
202-204	3549.60	55.65	1.8720	0.2453
208-212	3688.80	57.84	2.0120	0.2636
216-218	3793.20	59.47	1.9420	0.2544
230-232	4036.80	63.29	2.3170	0.3036
236-240	4176.00	65.48	2.0370	0.2669
248-250	4350.00	68.20	3.4920	0.4575
254-256	4454.40	69.84	3.6220	0.4745
260-262	4558.80	71.48	3.8120	0.4994
264-266	4628.40	72.57	3.1220	0.4090
273-276	4802.40	75.30	3.8920	0.5099
280-282	4906.80	76.93	3.9320	0.5151
286-288	5011.20	78.57	3.6320	0.4758
290-292	5080.80	79.66	3.9820	0.5217
300-302	5254.80	82.39	3.5520	0.4653
306-308	5359.20	84.03	3.2820	0.4300
314-316	5498.40	86.21	3.5570	0.4660
318-320	5568.00	87.30	3.7520	0.4915
326-328	5707.20	89.48	3.8120	0.4994
336-338	5881.20	92.21	4.1670	0.5459
342-344	5985.60	93.85	4.0720	0.5335
350-352	6124.80	96.03	4.3470	0.5695
360-362	6298.80	98.76	4.4920	0.5885
364-366	6368.40	99.85	4.1620	0.5453
372-374	6507.60	102.03	3.5670	0.4673
374-378	6577.20	103.12	4.3770	0.5734
380-382	6646.80	104.21	4.5520	0.5964
384-386	6716.40	105.31	4.9320	0.6461
388-390	6786.00	106.40	4.5720	0.5990
396-398	6925.20	108.58	4.5120	0.5911
404-406	7064.40	110.76	4.2610	0.5582
410-412	7168.80	112.40	4.0820	0.5348
418-420	7308.00	114.58	4.1390	0.5423
426-428	7447.20	116.76	4.1800	0.5476
432-434	7551.60	118.40	4.2320	0.5544
442-444	7725.60	121.13	4.5620	0.5977
448-450	7830.00	122.77	4.3420	0.5688
454-456	7934.40	124.40	5.0620	0.6632
462-464	8073.60	126.59	5.2120	0.6828
470-472	8212.80	128.77	5.4920	0.7195

Appendix B31: Zn in synthetic leachate transport through KBS-3 column,
 initial [Zn] = 10 mg L⁻¹, flow rate : 19 mg L⁻¹

Time (hr)	Volume (ml)	Pore Volume	C effluent (mg L ⁻¹)	C/Co
0-3	18.00	0.28	0.5975	0.0655
3-5.5	65.50	1.03	3.0000	0.3288
5.5-9.5	141.50	2.22	3.2744	0.3589
9.5-13.5	217.50	3.41	2.2900	0.2510
13.5-23.5	407.50	6.39	1.8913	0.2073
23.5-27	474.00	7.43	1.9750	0.2165
27-31	531.00	8.33	1.8725	0.2053
31-35	607.00	9.52	1.7213	0.1887
35-37	645.00	10.11	1.7950	0.1968
45-47	702.00	11.01	2.9850	0.3272
47-49	740.00	11.60	2.8750	0.3151
49-51	778.00	12.20	2.9250	0.3206
53-55	816.00	12.79	2.8325	0.3105
57-59	892.00	13.99	2.1350	0.2340
60-68	1063.00	16.67	1.7895	0.1962
70-72	1139.00	17.86	2.0200	0.2214
74-76	1215.00	19.05	1.8595	0.2038
80-84	1367.00	21.43	1.7600	0.1929
90-92	1519.00	23.82	1.8425	0.2020
94-96	1595.00	25.01	1.8390	0.2016
100-103	1728.00	27.09	1.8075	0.1981
106-108	1823.00	28.58	1.7915	0.1964
114-116	1861.00	29.18	1.8440	0.2021
118-121	1956.00	30.67	3.6570	0.4009
122-124	2013.00	31.56	2.7395	0.3003
128-130	2127.00	33.35	2.4225	0.2655
139-142	2355.00	36.92	2.3450	0.2570
146-148	2469.00	38.71	2.0725	0.2272
152-154	2583.00	40.50	2.0770	0.2277
160-164	2773.00	43.48	2.2910	0.2511
166-168	2849.00	44.67	2.1030	0.2305
170-172	2925.00	45.86	1.9485	0.2136
176-179	3058.00	47.95	2.0490	0.2246
184-188	3229.00	50.63	1.8365	0.2013
190-192	3305.00	51.82	2.0165	0.2210
194-196	3381.00	53.01	1.9765	0.2167
200-202	3495.00	54.80	2.0415	0.2238
208-210	3647.00	57.18	2.1140	0.2317
212-214	3723.00	58.37	2.0345	0.2230
216-218	3799.00	59.56	2.0065	0.2199
222-224	3875.00	60.76	2.0380	0.2234
226-228	3951.00	61.95	1.8995	0.2082
229-233	4027.00	63.14	1.7040	0.1868
233-234	4122.00	64.63	2.0520	0.2249
234-236	4141.00	64.93	1.9170	0.2101
236-238	4179.00	65.52	1.9540	0.2142
240-242	4217.00	66.12	1.9990	0.2191
244-246	4293.00	67.31	4.3205	0.4736
251-252	4407.00	69.10	2.3045	0.2526
252-254	4445.00	69.69	2.5095	0.2751
256-258	4521.00	70.88	2.5400	0.2784
260-262	4597.00	72.08	2.5580	0.2804
266-268	4711.00	73.86	2.3010	0.2522

Appendix B31: continued

Time (hr)	Volume (ml)	Pore Volume	C effluent (mg L ⁻¹)	C/Co
268-270	4749.00	74.46	2.1835	0.2393
277-278	4901.00	76.84	2.0170	0.2211
278-280	4939.00	77.44	2.0855	0.2286
280-282	4977.00	78.03	1.9395	0.2126
286-288	5091.00	79.82	2.2255	0.2439
293-295	5224.00	81.91	1.5820	0.1734
295-297	5262.00	82.50	2.0330	0.2228
306-308	5433.00	85.18	2.0375	0.2233
310-312	5509.00	86.38	2.1475	0.2354
315-317	5604.00	87.86	2.0235	0.2218
327-329	5832.00	91.44	2.1470	0.2353
331-333	5908.00	92.63	2.1280	0.2333
334-336	5965.00	93.52	2.3340	0.2558
349-351	6060.00	95.01	2.2760	0.2495
353-355	6136.00	96.21	3.2005	0.3508
357-359	6212.00	97.40	2.2465	0.2462
361-363	6288.00	98.59	2.3665	0.2594
365-366	6345.00	99.48	2.3390	0.2564
372-374	6497.00	101.87	1.9685	0.2158
380-382	6649.00	104.25	3.0340	0.3326
384-386	6725.00	105.44	2.8170	0.3088
388-390	6801.00	106.63	2.6365	0.2890
392-394	6877.00	107.82	2.5950	0.2844
394-396	6915.00	108.42	2.6345	0.2888
398-400	6991.00	109.61	2.8850	0.3162
402-404	7067.00	110.80	3.1090	0.3408
404-406	7105.00	111.40	3.1455	0.3448
408-410	7181.00	112.59	3.1115	0.3411
412-414	7257.00	113.78	3.1950	0.3502
416-418	7295.00	114.38	3.7595	0.4121
418-420	7333.00	114.97	3.9970	0.4381
420-426	7447.00	116.76	3.3955	0.3722
426-428	7485.00	117.36	3.2470	0.3559
428-430	7523.00	117.95	3.5530	0.3895
430-432	7561.00	118.55	4.1320	0.4529
432-434	7599.00	119.14	4.1800	0.4582
434-436	7637.00	119.74	3.9140	0.4290
436-438	7675.00	120.34	3.9340	0.4312
438-440	7713.00	120.93	4.0120	0.4398
440-442	7751.00	121.53	4.7320	0.5187
442-444	7789.00	122.12	4.1760	0.4577
444-445.5	7817.50	122.57	4.1220	0.4518
445.5-50	7903.00	123.91	4.2260	0.4632
450-451	7922.00	124.21	4.4100	0.4834
451-452	7941.00	124.51	4.6360	0.5082
452-453	7960.00	124.80	4.7260	0.5180
453-454	7979.00	125.10	4.3360	0.4753
454-455	7998.00	125.40	4.3960	0.4819
455-456	8017.00	125.70	4.4160	0.4841
456-458	8055.00	126.29	4.4580	0.4887
458-459	8074.00	126.59	4.6400	0.5086
459-460	8093.00	126.89	4.5360	0.4972
460-461	8112.00	127.19	4.4360	0.4862
461-463	8150.00	127.78	4.5340	0.4970
463-465	8188.00	128.38	4.6600	0.5108

Appendix B31: continued

Time (hr)	Time (hr)	Time (hr)	Time (hr)	Time (hr)
465-467	8226.00	128.97	4.9700	0.5448
467-469	8264.00	129.57	5.5960	0.6134
469-474	8359.00	131.06	4.9140	0.5386
474-476	8397.00	131.66	4.3820	0.4803
476-478	8435.00	132.25	4.7120	0.5165
478-480	8473.00	132.85	5.3720	0.5888
480-482	8511.00	133.44	5.1200	0.5612
482-484	8549.00	134.04	5.0880	0.5577
486-488	8625.00	135.23	5.9400	0.6511
488-490	8663.00	135.83	5.4320	0.5954
490-496	8777.00	137.61	5.3840	0.5902
496-498	8815.00	138.21	5.2620	0.5768
498-500	8853.00	138.81	5.5280	0.6059
500-502	8891.00	139.40	5.8580	0.6421
502-504	8929.00	140.00	7.1280	0.7813
504-506	8967.00	140.59	7.8820	0.8640
506-508	9005.00	141.19	8.0280	0.8800
508-510	9043.00	141.78	7.3980	0.8109
510-512	9081.00	142.38	7.4000	0.8111
512-514	9119.00	142.98	7.3320	0.8037
514-516	9157.00	143.57	6.9820	0.7653
516-518	9195.00	144.17	7.7420	0.8486
518-520	9233.00	144.76	8.1620	0.8947
520-526	9347.00	146.55	8.2940	0.9091
526-530	9423.00	147.74	8.6520	0.9484
530-532	9461.00	148.34	8.5980	0.9425
532-534	9499.00	148.93	8.3240	0.9124
534-536	9537.00	149.53	8.4780	0.9293
536-538	9575.00	150.13	7.3980	0.8109
538-540	9613.00	150.72	8.1420	0.8925
540-544	9689.00	151.91	7.4040	0.8116
544-548	9765.00	153.10	7.6000	0.8331
548-552	9841.00	154.30	7.2880	0.7989
552-554	9879.00	154.89	7.4580	0.8175
554-556	9917.00	155.49	7.2520	0.7949
556-558	9955.00	156.08	7.5500	0.8276
558-560	9993.00	156.68	5.0460	0.5531
560-566	10107.00	158.47	4.2900	0.4702
566-568	10145.00	159.06	3.4680	0.3801
568-570	10183.00	159.66	4.4280	0.4854
570-574	10259.00	160.85	3.2660	0.3580
574-578	10335.00	162.04	1.2650	0.1387
578-580	10373.00	162.64	0.7110	0.0779
582-584	10449.00	163.83	0.3880	0.0425
586-588	10525.00	165.02	0.3000	0.0329
588-560	10563.00	165.62	0.2830	0.0310
560-562	10601.00	166.21	0.1518	0.0166
562-564	10639.00	166.81	0.2040	0.0224
564-566	10677.00	167.40	0.1995	0.0219
566-570	10715.00	168.00	0.1695	0.0186
570-572	10753.00	168.60	0.2055	0.0225
572-574	10791.00	169.19	0.2260	0.0248
574-576	10829.00	169.79	0.2745	0.0301
578-580	10867.00	170.38	0.1995	0.0219

Appendix B31: continued

Time (hr)	Time (hr)	Time (hr)	Time (hr)	Time (hr)
582-584	10943.00	171.57	0.1995	0.0219
586-588	11019.00	172.77	0.1000	0.0110
590-592	11095.00	173.96	0.2020	0.0221
598-600	11247.00	176.34	0.1720	0.0189
600-602	11285.00	176.94	0.1640	0.0180
602-604	11323.00	177.53	0.0590	0.0065

Appendix B32: Cd in synthetic leachate transport through KBS-3 column,
initial [Cd] = 10 mg L⁻¹, flow rate : 20 mg L⁻¹

Time (hr)	Volume (ml)	Pore Volume	C effluent (mg L ⁻¹)	C/Co
0-2	18.00	0.28	0.0000	0.0000
8-10	178.00	2.79	0.0038	0.0004
16-18	338.00	5.30	0.0100	0.0010
22-24	458.00	7.18	0.0075	0.0007
28-30	578.00	9.06	0.0100	0.0010
40-42	818.00	12.83	0.0050	0.0005
42-50	978.00	15.33	0.0125	0.0012
52-54	1058.00	16.59	0.0075	0.0007
69.5-73.5	1528.00	23.96	0.0050	0.0005
77-80	1658.00	26.00	0.0125	0.0012
88-90	1858.00	29.13	0.0100	0.0010
98-100	2058.00	32.27	0.0100	0.0010
100-106	2178.00	34.15	0.0100	0.0010
106-112	2298.00	36.03	0.0038	0.0004
112-118	2418.00	37.91	0.0025	0.0002
122-125	2558.00	40.11	0.0088	0.0009
125-127	2618.00	41.05	0.0013	0.0001
128-130	2678.00	41.99	0.0038	0.0004
134-136	2798.00	43.87	0.0000	0.0000
142-144	2958.00	46.38	0.0000	0.0000
154-156	3198.00	50.14	0.0238	0.0023
162-164	3338.00	52.34	0.0725	0.0071
168-170	3458.00	54.22	0.1038	0.0101
182-184	3738.00	58.61	0.1588	0.0155
196-200	4058.00	63.62	0.3050	0.0298
200-202	4098.00	64.25	0.3075	0.0301
202-204	4138.00	64.88	0.3500	0.0342
204-207	4198.00	65.82	0.3975	0.0389
207-210	4258.00	66.76	0.4250	0.0416
210-214	4338.00	68.02	0.4788	0.0468
214-218	4418.00	69.27	0.5300	0.0518
218-220	4458.00	69.90	0.5413	0.0529
220-222	4498.00	70.52	0.6225	0.0609
222-225	4558.00	71.46	0.6225	0.0609
225-228	4618.00	72.41	0.6375	0.0623
228-231	4678.00	73.35	0.7025	0.0687
231-234	4738.00	74.29	0.7063	0.0691
240-242	4898.00	76.80	0.8213	0.0803
242-246	4978.00	78.05	1.1375	0.1112
246-250	5058.00	79.30	0.9600	0.0939
250-254	5138.00	80.56	0.9850	0.0963

Appendix B32 : continued

Time (hr)	Volume (ml)	Pore Volume	C effluent (mg L ⁻¹)	C/Co
254-258	5218.00	81.81	1.0725	0.1049
264-268	5418.00	84.95	1.1950	0.1169
268-272	5498.00	86.20	1.2800	0.1252
272-276	5578.00	87.46	1.3550	0.1325
276-280	5658.00	88.71	1.3775	0.1347
280-282	5698.00	89.34	1.4550	0.1423
288-292	5898.00	92.47	1.6450	0.1609
292-296	5978.00	93.73	1.7675	0.1729
298-300	6058.00	94.98	1.8700	0.1829
302-304	6138.00	96.24	2.2300	0.2181
312-314	6338.00	99.37	2.3875	0.2335
316-318	6418.00	100.63	2.2650	0.2215
320-322	6498.00	101.88	2.5175	0.2462
326-330	6658.00	104.39	2.6550	0.2597
336-338	6818.00	106.90	2.9500	0.2885
340-342	6898.00	108.15	3.1025	0.3034
349-352	7138.00	111.92	3.3725	0.3298
358-360	7298.00	114.42	3.6125	0.3533
362-366	7418.00	116.31	3.5375	0.3460
368-370	7478.00	117.25	3.6625	0.3582
376-378	7638.00	119.76	3.9950	0.3907
387-390	7878.00	123.52	4.8600	0.4753
394-396	7998.00	125.40	4.6275	0.4526
400-402	8118.00	127.28	4.1475	0.4056
408-412	8318.00	130.42	5.1175	0.5005
414-416	8398.00	131.67	5.2350	0.5120
418-420	8478.00	132.93	5.7900	0.5663
424-427	8618.00	135.12	6.0100	0.5878
432-436	8798.00	137.94	5.9100	0.5780
438-440	8878.00	139.20	5.8400	0.5711
442-444	8958.00	140.45	5.9450	0.5814
448-450	9038.00	141.71	6.2550	0.6117
456-458	9198.00	144.21	6.2300	0.6093
458-460	9238.00	144.84	6.2300	0.6093
462-462	9278.00	145.47	6.2550	0.6117
462-464	9318.00	146.10	6.3900	0.6249
464-466	9358.00	146.72	6.3200	0.6181
466-468	9398.00	147.35	6.4400	0.6298
468-470	9438.00	147.98	6.5550	0.6411
470-472	9478.00	148.60	6.4500	0.6308
472-474	9518.00	149.23	6.3750	0.6235
474-479	9618.00	150.80	6.4050	0.6264
479-480	9638.00	151.11	6.4300	0.6289
480-482	9678.00	151.74	6.5100	0.6367
482-484	9718.00	152.37	6.4950	0.6352
484-486	9758.00	152.99	6.3600	0.6220
486-488	9798.00	153.62	7.0700	0.6914
488-490	9838.00	154.25	6.4050	0.6264
490-492	9878.00	154.88	6.7150	0.6567
492-494	9918.00	155.50	6.4750	0.6333
494-496	9958.00	156.13	6.7150	0.6567
499-500	10038.00	157.38	6.9800	0.6826
500-502	10078.00	158.01	6.7500	0.6601
502-504	10118.00	158.64	6.7250	0.6577
504-506	10158.00	159.27	6.7950	0.6645

Appendix B32 : continued

Time (hr)	Time (hr)	Time (hr)	Time (hr)	Time (hr)
506-508	10198.00	159.89	6.8250	0.6675
508-510	10238.00	160.52	6.5750	0.6430
510-512	10278.00	161.15	6.7500	0.6601
512-514	10318.00	161.77	6.7500	0.6601
514-516	10358.00	162.40	6.7400	0.6592
516-518	10398.00	163.03	6.5350	0.6391
523-524	10518.00	164.91	7.0300	0.6875
524-526	10558.00	165.54	7.0350	0.6880
526-529	10618.00	166.48	7.0300	0.6875
532-535	10738.00	168.36	6.7850	0.6636
539-541	10858.00	170.24	7.4100	0.7247
541-543	10898.00	170.87	7.1200	0.6963
552-554	11118.00	174.32	7.5050	0.7340
556-558	11198.00	175.57	7.5950	0.7428
561-563	11298.00	177.14	8.3600	0.8176
565-567	11378.00	178.39	8.1550	0.7976
573-575	11538.00	180.90	8.1900	0.8010
577-579	11618.00	182.16	8.1450	0.7966
581-583	11718.00	183.73	8.0900	0.7912
596-598	12018.00	188.43	8.6050	0.8416
602-604	12138.00	190.31	9.9300	0.9711
606-608	12218.00	191.56	10.1900	0.9966
610-611	12278.00	192.51	10.0170	0.9797
617-619	12318.00	193.13	10.1900	0.9966
621-623	12358.00	193.76	10.5700	1.0337
625-627	12438.00	195.01	10.9400	1.0699
629-631	12518.00	196.27	10.6800	1.0445
633-635	12598.00	197.52	10.8400	1.0601
637-640	12678.00	198.78	10.8400	1.0601
641-642	12718.00	199.40	9.2950	0.9090
643-644	12758.00	200.03	9.3050	0.9100
644-645	12778.00	200.34	9.4050	0.9198
645-647	12818.00	200.97	8.3350	0.8152
647-648	12838.00	201.29	2.4850	0.2430
648-649	12858.00	201.60	0.8250	0.0807
649-650	12878.00	201.91	0.5650	0.0553
650-651	12898.00	202.23	0.4200	0.0411
651-652	12918.00	202.54	0.3300	0.0323
652-653	12938.00	202.85	0.2700	0.0264
653-654	12958.00	203.17	0.3300	0.0323
654-655	12978.00	203.48	0.2250	0.0220
655-656	12998.00	203.79	0.1750	0.0171
656-657	13018.00	204.11	0.1350	0.0132
657-658	13038.00	204.42	0.1350	0.0132
658-659	13058.00	204.74	0.1300	0.0127
659-660	13078.00	205.05	0.1200	0.0117
660-661	13098.00	205.36	0.1050	0.0103
661-662	13118.00	205.68	0.1150	0.0112
662-663	13138.00	205.99	0.0750	0.0073

**Appendix B33: Pb in synthetic leachate transport through KBS-3 column,
initial [Pb] = 10 mg L⁻¹, flow rate : 22.1 mg L⁻¹**

Time (hr)	Volume (ml)	Pore Volume	C effluent (mg L ⁻¹)	C/Co
0-2	44.20	0.69	0.2150	0.0204
2-4	88.40	1.39	0.1775	0.0168
12-14	309.40	4.85	0.2238	0.0212
16-18	397.80	6.24	0.1313	0.0125
22-24	530.40	8.32	0.2088	0.0198
28-30	663.00	10.40	0.1488	0.0141
38-40	884.00	13.86	0.1363	0.0129
46-48	1060.80	16.63	0.0725	0.0069
54-56	1237.60	19.40	0.1938	0.0184
64-67	1480.70	23.22	0.0988	0.0094
72-74	1635.40	25.64	0.0638	0.0060
78-80	1768.00	27.72	0.0463	0.0044
88-90	1989.00	31.19	0.0850	0.0081
96-98	2165.80	33.96	0.0013	0.0001
102-104	2298.40	36.04	0.0875	0.0083
112-114	2519.40	39.50	0.0000	0.0000
120-124	2740.40	42.97	0.2450	0.0232
128-130	2873.00	45.05	0.0000	0.0000
136-138	3049.80	47.82	0.0000	0.0000
146-148	3270.80	51.28	0.0000	0.0000
162-164	3624.40	56.83	0.0000	0.0000
176-178	3933.80	61.68	0.0000	0.0000
184-186	4110.60	64.45	0.1450	0.0138
192-194	4287.40	67.22	0.1125	0.0107
206-208	4596.80	72.07	0.1263	0.0120
216-218	4817.80	75.54	0.0938	0.0089
232-234	5171.40	81.08	0.0663	0.0063
246-248	5480.80	85.93	0.0650	0.0062
254-256	5657.60	88.70	0.0325	0.0031
264-266	5878.60	92.17	0.1038	0.0098
276-278	6143.80	96.33	0.0300	0.0028
284-286	6320.60	99.10	0.0000	0.0000
290-292	6453.20	101.18	0.3400	0.0323
292-294	6497.40	101.87	0.0000	0.0000
302-304	6718.40	105.34	0.0000	0.0000
308-310	6851.00	107.42	0.0000	0.0000
316-318	7027.80	110.19	0.1625	0.0154
324-326	7204.60	112.96	0.0875	0.0083
326-328	7248.80	113.65	0.2138	0.0203
330-332	7337.20	115.04	0.0688	0.0065
337-340	7514.00	117.81	0.0988	0.0094
350-352	7779.20	121.97	0.0950	0.0090
355-358	7911.80	124.05	0.2825	0.0268
358-360	7956.00	124.74	0.3000	0.0285
360-364	8044.40	126.13	0.2275	0.0216
364-367	8110.70	127.17	0.2850	0.0270
367-370	8177.00	128.21	0.0550	0.0052
376-378	8353.80	130.98	0.1513	0.0144
378-380	8398.00	131.67	0.2525	0.0240
380-382	8442.20	132.36	0.0788	0.0075
382-384	8486.40	133.06	0.2950	0.0280
386-388	8574.80	134.44	0.0713	0.0068
391-394	8707.40	136.52	0.1288	0.0122

Appendix B33: continued

Time (hr)	Volume (ml)	Pore Volume	C effluent (mg L ⁻¹)	C/Co
396-398	8795.80	137.91	0.0221	0.0021
406-408	9016.80	141.37	0.2038	0.0193
422-424	9370.40	146.92	0.1225	0.0116
456-458	10121.80	158.70	0.1875	0.0178
470-472	10431.20	163.55	0.2138	0.0203
488-490	10829.00	169.79	0.1013	0.0096
494-496	10961.60	171.87	0.0113	0.0011
502-504	11138.40	174.64	0.0863	0.0082
512-514	11359.40	178.10	0.1413	0.0134
517-519	11469.90	179.84	0.1588	0.0151
525-527	11646.70	182.61	0.1475	0.0140
535-537	11867.70	186.07	0.1625	0.0154
541-543	12000.30	188.15	0.1013	0.0096
549-551	12177.10	190.92	0.2363	0.0224
559-561	12398.10	194.39	0.1013	0.0096
565-567	12530.70	196.47	0.1738	0.0165
573-575	12707.50	199.24	0.0338	0.0032
581-583	12884.30	202.01	0.1175	0.0111
587-589	13016.90	204.09	0.0900	0.0085
595-597	13193.70	206.86	0.2425	0.0230
619-621	13724.10	215.18	0.1600	0.0152
627-629	13900.90	217.95	0.2975	0.0282
635-637	14077.70	220.72	0.1775	0.0168
645-647	14298.70	224.19	0.1275	0.0121
655-657	14519.70	227.65	0.1000	0.0095
669-671	14829.10	232.50	0.1000	0.0095
679-681	15050.10	235.97	0.0763	0.0072
693-695	15359.50	240.82	0.0975	0.0093
703-705	15580.50	244.29	0.1038	0.0098
717-719	15889.90	249.14	0.0725	0.0069
727-729	16110.90	252.60	0.0525	0.0050
735-737	16287.70	255.37	0.0500	0.0047
743-745	16464.50	258.15	0.0000	0.0000
751-754	16663.40	261.26	0.0488	0.0046
767-769	16994.90	266.46	0.0450	0.0043

**Appendix B34: Cu in synthetic leachate transport through KBS-3 column,
initial [Cu] = 10 mg L⁻¹, flow rate : 22.3 mg L⁻¹**

Time (hr)	Volume (ml)	Pore Volume	C effluent (mg L ⁻¹)	C/Co
0-2	44.60	0.70	0.1588	0.0164
2-4	89.20	1.40	0.6203	0.0639
4-5	111.50	1.75	1.1800	0.1216
5-6	133.80	2.10	1.3700	0.1412
6-7	156.10	2.45	1.1750	0.1211
7-8	178.40	2.80	1.0350	0.1067
8-9	200.70	3.15	1.1150	0.1149
9-10	223.00	3.50	0.9800	0.1010
10-11	245.30	3.85	1.2500	0.1289
11-12	267.60	4.20	1.9800	0.2041
12-13	289.90	4.55	3.0000	0.3093
13-14	312.20	4.89	3.7350	0.3851
14-15	334.50	5.24	5.0700	0.5227
15-19	423.70	6.64	7.3800	0.7608
19-20	446.00	6.99	9.1400	0.9423
20-21	468.30	7.34	9.5600	0.9856
21-22	490.60	7.69	10.0800	1.0392
22-23	512.90	8.04	10.2800	1.0598
23-24	535.20	8.39	11.0200	1.1361
24-25	557.50	8.74	10.7000	1.1031
25-25.5	568.65	8.92	11.1000	1.1443
25.5-26	579.80	9.09	10.9600	1.1299
26-26.5	590.95	9.27	13.5200	1.3938
26.5-27	602.10	9.44	8.7050	0.8974
27-27.5	613.25	9.62	5.6900	0.5866
27.5-28	624.40	9.79	3.9050	0.4026
28-28.5	635.55	9.96	3.0700	0.3165
28.5-29	646.70	10.14	2.3950	0.2469
29-29.5	657.85	10.31	1.7950	0.1851
29.5-30	669.00	10.49	1.5250	0.1572
30-30.5	680.15	10.66	2.0900	0.2155
30.5-31	691.30	10.84	1.1700	0.1206
31-31.5	702.45	11.01	0.9250	0.0954
31.5-32.5	724.75	11.36	0.7300	0.0753
32.5-33.5	747.05	11.71	0.6050	0.0624
38-39	869.70	13.64	0.8600	0.0887
39-40	892.00	13.99	0.7650	0.0789
40-41	914.30	14.34	0.5000	0.0515
41-42	936.60	14.68	0.3600	0.0371
42-43	958.90	15.03	0.2750	0.0284
43-44	981.20	15.38	0.2150	0.0222
44-45	1003.50	15.73	0.1850	0.0191
45-46	1025.80	16.08	0.1600	0.0165
46-47	1048.10	16.43	0.1750	0.0180
47-48	1070.40	16.78	0.2100	0.0216
48-49	1092.70	17.13	0.1600	0.0165
49-50	1115.00	17.48	0.1750	0.0180
50-51	1137.30	17.83	0.1400	0.0144
51-53	1181.90	18.53	0.1350	0.0139
59-60	1338.00	20.98	0.1050	0.0108
60-61	1360.30	21.33	0.1100	0.0113
61-62	1382.60	21.68	0.1350	0.0139

**Appendix B35: Cr in synthetic leachate transport through KBS-3 column,
initial [Cr] = 10 mg L⁻¹, flow rate : 19.5 mg L⁻¹**

Time (hr)	Volume (ml)	Pore Volume	C effluent (mg L ⁻¹)	C/Co
0-1	19.50	0.31	0.0000	0.0000
1-2	39.00	0.61	0.0000	0.0000
2-3	58.50	0.92	0.0000	0.0000
3-4	78.00	1.22	1.1590	0.0979
4-5	97.50	1.53	3.2890	0.2778
5-6	117.00	1.83	4.8750	0.4117
6-7	136.50	2.14	5.8950	0.4979
7-8	156.00	2.45	6.8000	0.5743
8-9	175.50	2.75	7.9250	0.6693
9-10	195.00	3.06	7.3800	0.6233
10-11	214.50	3.36	8.1450	0.6879
11-12	234.00	3.67	8.7100	0.7356
12-13	253.50	3.97	9.3400	0.7889
13-15	292.50	4.59	9.6100	0.8117
15-16	312.00	4.89	10.2350	0.8644
16-17	331.50	5.20	10.8200	0.9139
17-18	351.00	5.50	10.9550	0.9253
18-19	370.50	5.81	10.2100	0.8623
19-20	390.00	6.11	9.8750	0.8340
20-21	409.50	6.42	10.9000	0.9206
21-22	429.00	6.73	11.2850	0.9531
22-23	448.50	7.03	11.0050	0.9295
23-24	468.00	7.34	10.9000	0.9206
24-25	487.50	7.64	9.8650	0.8332
25-26	507.00	7.95	4.9020	0.4140
26-27	526.50	8.25	1.0310	0.0871
27-28	546.00	8.56	0.1415	0.0120
28-29	565.50	8.87	0.0000	0.0000
29-30	585.00	9.17	0.0000	0.0000
30-31	604.50	9.48	0.0000	0.0000
31-32	624.00	9.78	0.0000	0.0000
32-33	643.50	10.09	0.0000	0.0000

Appendix B36: Zn in synthetic leachate transport through KBS-2 column,
initial [Zn] = 10 mg L⁻¹, flow rate : 23.5 mg L⁻¹

Time (hr)	Volume (ml)	Pore Volume	C effluent (mg L ⁻¹)	C/Co
0-3	70.50	1.11	2.5781	0.2826
3-5.5	129.25	2.03	2.6250	0.2877
5.5-9.5	223.25	3.50	2.6825	0.2940
9.5-12	282.00	4.42	1.9319	0.2118
12-13.5	317.25	4.97	1.8325	0.2009
13.5-23.5	552.25	8.66	1.6506	0.1809
23.5-26	611.00	9.58	1.6475	0.1806
26-29	681.50	10.69	1.7849	0.1956
29-32.5	763.75	11.97	1.6363	0.1794
32.5-35	822.50	12.90	1.6725	0.1833
35-37	869.50	13.63	1.5269	0.1674
34-47	1104.50	17.32	1.6250	0.1781
47-50	1175.00	18.42	2.5638	0.2810
50-52	1222.00	19.16	1.6325	0.1789
52-54	1269.00	19.90	2.0575	0.2255
59-61	1433.50	22.48	1.7685	0.1939
68-70	1645.00	25.79	1.4250	0.1562
72-74	1739.00	27.27	1.8830	0.2064
76-78	1833.00	28.74	1.6750	0.1836
82-86	2021.00	31.69	1.6190	0.1775
92-94	2209.00	34.63	1.6065	0.1761
96-98	2303.00	36.11	1.7055	0.1869
102-105	2467.50	38.69	1.4325	0.1570
108-110	2585.00	40.53	1.5130	0.1658
116-118	2773.00	43.48	1.4090	0.1544
120-124	2914.00	45.69	1.5605	0.1711
126-128	3008.00	47.16	1.5230	0.1669
132-134	3149.00	49.37	1.2905	0.1415
143-146	3431.00	53.79	1.4490	0.1588
150-152	3572.00	56.01	1.7095	0.1874
156-158	3713.00	58.22	1.4930	0.1637
164-168	3948.00	61.90	1.6540	0.1813
170-172	4042.00	63.37	1.4390	0.1577
174-176	4136.00	64.85	1.5275	0.1674
180-183	4300.50	67.43	1.4315	0.1569
188-190	4465.00	70.01	2.0325	0.2228
192-194	4559.00	71.48	2.8135	0.3084
194-196	4606.00	72.22	1.5445	0.1693
200-202	4747.00	74.43	2.2720	0.2490
208-210	4935.00	77.38	1.9740	0.2164
212-214	5029.00	78.85	2.3085	0.2530
216-218	5123.00	80.32	1.9430	0.2130
222-225	5287.50	82.90	3.6990	0.4055
226-230	5405.00	84.74	1.7860	0.1958
230-231	5428.50	85.11	1.9490	0.2136
231-233	5475.50	85.85	1.8450	0.2022
233-235	5522.50	86.59	1.8430	0.2020
237-239	5616.50	88.06	1.9540	0.2142
241-243	5734.00	89.90	1.8070	0.1981
243-245	5781.00	90.64	3.9115	0.4288
250-251	5922.00	92.85	1.7105	0.1875
251-253	5969.00	93.59	1.5405	0.1689

Appendix B36: continued

Time (hr)	Volume (ml)	Pore Volume	C effluent (mg L ⁻¹)	C/Co
255-257	6063.00	95.06	1.5740	0.1725
261-265	6251.00	98.01	2.4005	0.2631
265-267	6298.00	98.75	1.6270	0.1783
269-271	6392.00	100.22	1.6185	0.1774
278-279	6580.00	103.17	2.1065	0.2309
279-281	6627.00	103.90	1.7535	0.1922
287-289	6815.00	106.85	1.7505	0.1919
294-296	6956.00	109.06	1.5165	0.1662
305-307	7214.50	113.12	1.8410	0.2018
309-311	7308.50	114.59	1.9755	0.2165
314-316	7426.00	116.43	1.7140	0.1879
318-320	7520.00	117.91	1.9310	0.2117
326-328	7708.00	120.85	2.1530	0.2360
330-332	7802.00	122.33	3.0955	0.3393
335-337	7919.50	124.17	3.2160	0.3525
350-352	8272.00	129.70	4.3660	0.4786
354-356	8366.00	131.17	5.3450	0.5859
358-360	8460.00	132.64	4.5745	0.5014
362-364	8554.00	134.12	4.5145	0.4948
366-367	8624.50	135.22	5.5810	0.6118
373-375	8812.50	138.17	5.5650	0.6100
431-433	10175.50	159.54	7.9100	0.8670
433-435	10222.50	160.28	8.2020	0.8990
435-437	10269.50	161.01	8.2880	0.9085
437-439	10316.50	161.75	7.9800	0.8747
439-441	10363.50	162.49	7.8000	0.8550
441-443	10410.50	163.23	7.9120	0.8673
443-445	10457.50	163.96	7.5820	0.8311
445-446.5	10492.75	164.51	8.4340	0.9245
446.5-451	10598.50	166.17	8.6360	0.9466
451-452	10622.00	166.54	8.2940	0.9091
452-453	10645.50	166.91	8.8900	0.9745
453-454	10669.00	167.28	8.1580	0.8942
454-455	10692.50	167.65	8.5240	0.9343
455-456	10716.00	168.02	8.6780	0.9512
456-487	10739.50	168.38	7.5660	0.8293
457-459	10786.50	169.12	8.2000	0.8988
459-460	10810.00	169.49	7.6360	0.8370
460-461	10833.50	169.86	7.6400	0.8374
461-461	10857.00	170.23	7.5760	0.8304
462-464	10904.00	170.96	7.6580	0.8394
464-466	10951.00	171.70	7.6520	0.8388
466-468	10998.00	172.44	7.9500	0.8714
468-468.5	11009.75	172.62	5.4460	0.5970
468.5-470	11045.00	173.17	4.6900	0.5141
470-475	11162.50	175.02	3.4780	0.3812
475-477	11209.50	175.75	4.8320	0.5297
477-478	11233.00	176.12	3.2640	0.3578
478-479	11256.50	176.49	1.4530	0.1593
479-480	11280.00	176.86	0.8610	0.0944
480-481	11303.50	177.23	0.4970	0.0545
481-482	11327.00	177.59	0.3190	0.0350
482-483	11350.50	177.96	0.3325	0.0364
483-484	11374.00	178.33	0.2675	0.0293

Appendix B36: continued

Time (hr)	Time (hr)	Time (hr)	Time (hr)	Time (hr)
484-485	11397.50	178.70	0.2480	0.0272
485-486	11421.00	179.07	0.2910	0.0319
486-487	11444.50	179.44	0.2020	0.0221
487-488	11468.00	179.81	0.2355	0.0258
488-489	11491.50	180.17	0.3260	0.0357
489-490	11515.00	180.54	0.3105	0.0340
490-491	11538.50	180.91	0.2480	0.0272
491-493	11585.50	181.65	0.2630	0.0288
493-499	11726.50	183.86	0.2500	0.0274
499-501	11773.50	184.60	0.2435	0.0267
501-503	11820.50	185.33	0.2315	0.0254

Appendix B37: Cd in synthetic leachate transport through KBS-2 column,
initial [Cd] = 10 mg L⁻¹, flow rate : 20.48 mg L⁻¹

Time (hr)	Volume (ml)	Pore Volume	C effluent (mg L ⁻¹)	C/Co
0-4	20.48	0.32	0.0013	0.0001
4-8	102.40	1.61	0.0038	0.0004
8-12	184.32	2.89	0.0000	0.0000
12-14	225.28	3.53	0.0100	0.0010
20-24	430.08	6.74	0.0000	0.0000
24-28	512.00	8.03	0.0050	0.0005
30-32	593.92	9.31	0.0075	0.0007
36-38	716.80	11.24	0.0027	0.0003
44-46	880.64	13.81	0.0000	0.0000
48-50	962.56	15.09	0.0013	0.0001
52-54	1044.48	16.38	0.0013	0.0001
58-62	1208.32	18.95	0.0000	0.0000
68-70	1372.16	21.51	0.0025	0.0002
72-74	1454.08	22.80	0.0050	0.0005
78-81	1597.44	25.05	0.0050	0.0005
81-83	1638.40	25.69	0.0050	0.0005
89-91	1802.24	28.26	0.0025	0.0002
99-101	2007.04	31.47	0.0050	0.0005
108-110	2191.36	34.36	0.0050	0.0005
119-122	2437.12	38.21	0.0100	0.0010
126-128	2560.00	40.14	0.2100	0.0205
132-134	2682.88	42.06	0.3250	0.0318
140-144	2887.68	45.28	0.5838	0.0571
146-148	2969.60	46.56	0.8288	0.0811
150-152	3051.52	47.84	1.0275	0.1005
156-159	3194.88	50.09	1.2200	0.1193
164-168	3379.20	52.98	1.5675	0.1533
170-172	3461.12	54.27	1.8275	0.1787
174-176	3543.04	55.55	2.1050	0.2059
180-182	3665.92	57.48	2.3300	0.2279
188-190	3829.76	60.05	2.6225	0.2565
192-194	3911.68	61.33	2.9225	0.2858
196-198	3993.60	62.62	3.2400	0.3169
202-204	4116.48	64.54	3.2900	0.3218
206-208	4198.40	65.83	3.5139	0.3437

Appendix B37: continued

Time (hr)	Volume (ml)	Pore Volume	C effluent (mg L ⁻¹)	C/Co
209-213	4300.80	67.43	3.7550	0.3672
213-214	4321.28	67.75	3.7700	0.3687
214-216	4362.24	68.40	3.9150	0.3829
216-218	4403.20	69.04	4.0200	0.3932
218-220	4444.16	69.68	5.1100	0.4998
228-230	4648.96	72.89	4.5000	0.4401
230-232	4689.92	73.53	3.3400	0.3267
237-238	4812.80	75.46	4.5700	0.4469
238-240	4853.76	76.10	4.8650	0.4758
240-242	4894.72	76.74	5.0700	0.4958
244-246	4976.64	78.03	5.1550	0.5042
248-250	5058.56	79.31	5.8100	0.5682
250-252	5099.52	79.95	5.1900	0.5076
254-256	5181.44	81.24	5.5400	0.5418
263-264	5345.28	83.81	6.3700	0.6230
264-266	5386.24	84.45	6.5050	0.6362
266-269	5447.68	85.41	6.7200	0.6572
272-274	5550.08	87.02	7.0000	0.6846
280-282	5713.92	89.59	7.3550	0.7193
291-293	5939.20	93.12	7.5900	0.7423
295-296	6000.64	94.08	7.8850	0.7711
303-305	6184.96	96.97	8.3250	0.8142
311-313	6348.80	99.54	8.8800	0.8685
315-317	6430.72	100.83	8.9550	0.8758
319-321	6512.64	102.11	8.8250	0.8631
334-336	6819.84	106.93	10.7800	1.0543
338-340	6901.76	108.21	10.1050	0.9883
342-344	6983.68	109.50	11.8200	1.1560
346-348	7065.60	110.78	11.9400	1.1677
350-352	7147.52	112.07	11.2000	1.0954
372-374	7598.08	119.13	9.6750	0.9462
374-375	7618.56	119.45	8.9850	0.8787
375-376	7639.04	119.77	9.5100	0.9301
376-377	7659.52	120.09	7.4800	0.7315
377-378	7680.00	120.41	2.1250	0.2078
378-380	7720.96	121.06	0.7300	0.0714
380-381	7741.44	121.38	0.5400	0.0528
381-382	7761.92	121.70	0.4650	0.0455
382-383	7782.40	122.02	0.3700	0.0362
383-384	7802.88	122.34	0.3250	0.0318
384-385	7823.36	122.66	0.2650	0.0259
385-386	7843.84	122.98	0.2350	0.0230
386-387	7864.32	123.30	0.2100	0.0205
387-388	7884.80	123.62	0.2000	0.0196
388-389	7905.28	123.95	0.1700	0.0166

**Appendix B38: Pb in synthetic leachate transport through KBS-2 column,
initial [Pb] = 10 mg L⁻¹, flow rate : 19 mg L⁻¹**

Time (hr)	Volume (ml)	Pore Volume	C effluent (mg L ⁻¹)	C/Co
0-2	38.00	0.60	1.2000	0.1139
6-8	152.00	2.38	0.4813	0.0457
16-18	342.00	5.36	0.5250	0.0498
24-27	513.00	8.04	0.7313	0.0694
32-34	646.00	10.13	0.7500	0.0712
42-44	836.00	13.11	0.8063	0.0765
50-52	988.00	15.49	1.0000	0.0949
56-58	1102.00	17.28	1.0906	0.1035
66-68	1292.00	20.26	0.9188	0.0872
74-76	1444.00	22.64	0.8625	0.0818
80-82	1558.00	24.43	1.1250	0.1067
90-92	1748.00	27.41	1.1563	0.1097
94-96	1824.00	28.60	0.7500	0.0712
100-102	1938.00	30.39	0.9438	0.0895
104-106	2014.00	31.58	0.7875	0.0747
114-116	2204.00	34.56	0.2050	0.0194
124-126	2394.00	37.54	0.2150	0.0204
130-132	2508.00	39.32	0.1963	0.0186
140-142	2698.00	42.30	0.2063	0.0196
150-152	2888.00	45.28	0.2100	0.0199
156-158	3002.00	47.07	0.2313	0.0219
166-168	3192.00	50.05	0.1863	0.0177
174-176	3344.00	52.43	0.1038	0.0098
182-184	3496.00	54.81	0.1775	0.0168
192-194	3686.00	57.79	0.1100	0.0104
200-202	3838.00	60.18	0.2075	0.0197
206-208	3952.00	61.96	0.0725	0.0069
216-218	4142.00	64.94	0.2050	0.0194
224-226	4294.00	67.33	0.1475	0.0140
232-234	4446.00	69.71	0.0475	0.0045
240-242	4598.00	72.09	0.2400	0.0228
248-250	4750.00	74.47	0.0675	0.0064
254-256	4864.00	76.26	0.1200	0.0114
250-258	4902.00	76.86	0.1638	0.0155
262-264	5016.00	78.65	0.1288	0.0122
270-272	5168.00	81.03	0.0975	0.0093
280-284	5396.00	84.60	0.1300	0.0123
294-296	5624.00	88.18	0.1575	0.0149
310-312	5928.00	92.94	0.1175	0.0111
328-330	6270.00	98.31	0.0925	0.0088
334-336	6384.00	100.09	0.1075	0.0102
352-354	6726.00	105.46	0.1688	0.0160
358-360	6840.00	107.24	0.1625	0.0154
366-368	6992.00	109.63	0.4175	0.0396
368-370	7030.00	110.22	0.1550	0.0147
370-372	7068.00	110.82	0.1600	0.0152
374-376	7144.00	112.01	0.1950	0.0185
376-378	7182.00	112.61	0.1175	0.0111
378-380	7220.00	113.20	0.1825	0.0173
380-382	7258.00	113.80	0.1338	0.0127
382-384	7296.00	114.39	0.1475	0.0140
390-392	7448.00	116.78	0.1575	0.0149
392-394	7486.00	117.37	0.1625	0.0154

Appendix B38: continued

Time (hr)	Volume (ml)	Pore Volume	C effluent (mg L ⁻¹)	C/Co
394-396	7524.00	117.97	0.1763	0.0167
398-400	7600.00	119.16	0.1838	0.0174
412-414	7866.00	123.33	0.1250	0.0119
420-423	8037.00	126.01	0.1538	0.0146
436-438	8322.00	130.48	0.1775	0.0168
443-446	8474.00	132.86	0.1563	0.0148
446-448	8512.00	133.46	0.3000	0.0285
448-452	8588.00	134.65	0.2425	0.0230
452-455	8645.00	135.54	0.2413	0.0229
455-458	8702.00	136.44	0.1113	0.0106
464-466	8854.00	138.82	0.1600	0.0152
466-468	8892.00	139.42	0.0988	0.0094
468-470	8930.00	140.01	0.1138	0.0108
470-472	8968.00	140.61	0.1425	0.0135
472-474	9006.00	141.20	0.1900	0.0180
474-476	9044.00	141.80	0.3300	0.0313
476-479	9101.00	142.69	0.1025	0.0097
494-496	9424.00	147.76	0.1288	0.0122
504-506	9614.00	150.74	0.1963	0.0186
510-512	9728.00	152.52	0.1725	0.0164
520-523	9937.00	155.80	0.1663	0.0158
528-530	10070.00	157.89	0.1775	0.0168
560-562	10602.00	166.23	0.3325	0.0315
568-570	10754.00	168.61	0.0000	0.0000
578-580	10944.00	171.59	0.0000	0.0000
584-586	11058.00	173.38	0.0000	0.0000
592-594	11210.00	175.76	0.0000	0.0000
602-604	11400.00	178.74	0.0000	0.0000
615-617	11647.00	182.61	0.0175	0.0017
625-627	11837.00	185.59	0.2550	0.0242
639-641	12103.00	189.76	0.1775	0.0168
649-655	12369.00	193.93	0.0000	0.0000
655-657	12407.00	194.53	0.0375	0.0036
663-665	12559.00	196.91	0.0475	0.0045
676-675	12749.00	199.89	0.0038	0.0004
679-681	12958.00	203.17	0.0050	0.0005
697-699	13300.00	208.53	0.2850	0.0270
713-715	13604.00	213.30	0.2100	0.0199
721-723	13756.00	215.68	0.2025	0.0192
729-731	13908.00	218.06	0.1750	0.0166
737-739	14060.00	220.45	0.1525	0.0145
745-747	14212.00	222.83	0.1525	0.0145
761-763	14516.00	227.59	0.1550	0.0147
771-773	14706.00	230.57	0.1500	0.0142
783-785	14934.00	234.15	0.2175	0.0206
793-795	15124.00	237.13	0.5600	0.0531
803-805	15314.00	240.11	0.7350	0.0697
815-817	15523.00	243.38	0.7250	0.0688
825-827	15713.00	246.36	0.9350	0.0887
831-833	15827.00	248.15	0.7600	0.0721
847-850	16150.00	253.21	0.8200	0.0778
863-865	16435.00	257.68	0.8350	0.0792
873-875	16625.00	260.66	0.7400	0.0702

**Appendix B39: Cu in synthetic leachate transport through KBS-2 column,
initial [Cu] = 10 mg L⁻¹, flow rate : 17 mg L⁻¹**

Time (hr)	Volume (ml)	Pore Volume	C effluent (mg L ⁻¹)	C/Co
0-2	17.00	0.27	0.1063	0.0110
2-4	51.00	0.80	0.0538	0.0055
4-5	68.00	1.07	2.2450	0.2314
5-6	85.00	1.33	4.4750	0.4613
6-7	102.00	1.60	5.5900	0.5763
7-8	119.00	1.87	4.3550	0.4490
8-9	136.00	2.13	6.7200	0.6928
9-10	153.00	2.40	5.2900	0.5454
10-11	170.00	2.67	4.5200	0.4660
11-12	187.00	2.93	4.1400	0.4268
12-13	204.00	3.20	3.8400	0.3959
13-14	238.00	3.73	3.9100	0.4031
14-15	255.00	4.00	3.9400	0.4062
15-19	272.00	4.26	4.4400	0.4577
19-20	289.00	4.53	7.8400	0.8082
20-21	306.00	4.80	9.1181	0.9400
21-22	323.00	5.06	10.3600	1.0680
22-23	340.00	5.33	11.2200	1.1567
23-24	357.00	5.60	10.2000	1.0515
24-25	374.00	5.86	10.4000	1.0722
25-25.5	382.50	6.00	10.5000	1.0825
25.5-26	391.00	6.13	110.0000	11.3402
26-26.5	399.50	6.26	10.2000	1.0515
26.5-27	408.00	6.40	10.0500	1.0361
27-27.5	416.50	6.53	10.2000	1.0515
27.5-28	425.00	6.66	10.5000	1.0825
28-28.5	433.50	6.80	10.6000	1.0928
28.5-29	442.00	6.93	8.9184	0.9194
29-29.5	450.50	7.06	5.7700	0.5948
29.5-30	459.00	7.20	3.5438	0.3653
30-30.5	467.50	7.33	4.3400	0.4474
30.5-31	476.00	7.46	1.6563	0.1707
31-31.5	484.50	7.60	1.0550	0.1088
31.5-32.5	501.50	7.86	0.8700	0.0897
32.5-33.5	518.50	8.13	0.5700	0.0588
38-39	612.00	9.60	0.1750	0.0180
39-40	629.00	9.86	0.1600	0.0165
40-41	646.00	10.13	0.1750	0.0180
41-42	663.00	10.40	0.1400	0.0144
42-43	680.00	10.66	0.1750	0.0180
43-44	697.00	10.93	0.1350	0.0139
44-45	714.00	11.19	0.3400	0.0351
45-46	731.00	11.46	0.1350	0.0139
46-47	748.00	11.73	0.1350	0.0139
47-48	765.00	11.99	0.1150	0.0119
48-49	782.00	12.26	0.1450	0.0149
49-50	799.00	12.53	0.1900	0.0196
51-52	833.00	13.06	0.2100	0.0216
52-53	850.00	13.33	0.2050	0.0211
53-54	867.00	13.59	0.1750	0.0180
54-56	901.00	14.13	0.1550	0.0160
62-63	918.00	14.39	0.1500	0.0155
63-64	935.00	14.66	0.1450	0.0149

**Appendix B40: Cu in synthetic leachate transport through KBS-2 column,
initial [Cu] = 10 mg L⁻¹, flow rate : 17 mg L⁻¹**

Time (hr)	Volume (ml)	Pore Volume	C effluent (mg L ⁻¹)	C/Co
0-1	20.50	0.32	0.0000	0.0000
1-2	41.00	0.64	0.0000	0.0000
2-3	61.50	0.96	0.0000	0.0000
3-4	82.00	1.29	0.0000	0.0000
4-5	102.50	1.61	0.4385	0.0370
5-6	123.00	1.93	1.9785	0.1671
6-7	143.50	2.25	2.8105	0.2374
7-8	164.00	2.57	4.1195	0.3479
8-9	184.50	2.89	5.5800	0.4713
9-10	205.00	3.21	6.3300	0.5346
10-11	225.50	3.54	7.8500	0.6630
11-12	246.00	3.86	9.2550	0.7817
12-13	266.50	4.18	9.9850	0.8433
13-15	307.50	4.82	10.2050	0.8619
15-16	328.00	5.14	10.4800	0.8851
16-17	348.50	5.46	11.0550	0.9337
17-18	369.00	5.79	11.1750	0.9438
18-19	389.50	6.11	10.3800	0.8767
19-20	410.00	6.43	10.3700	0.8758
20-21	430.50	6.75	11.0700	0.9350
21-22	451.00	7.07	11.4700	0.9688
22-23	471.50	7.39	10.8700	0.9181
23-24	492.00	7.71	11.1100	0.9383
24-25	512.50	8.04	10.9600	0.9257
25-26	533.00	8.36	6.8250	0.5764
26-27	553.50	8.68	1.5485	0.1308
27-28	574.00	9.00	0.5405	0.0457
28-29	594.50	9.32	0.0080	0.0007
29-30	615.00	9.64	0.0000	0.0000
30-31	635.50	9.96	0.0000	0.0000
31-32	656.00	10.29	0.0000	0.0000

APPENDIX C : Publication

**Assessment of Heavy Metals from Landfill Leachate Contaminated to Soil:
 A Case Study of Kham Bon Landfill, Khon Kaen Province, NE Thailand**

¹Udomporn Chuangcham, ²Wanpen Wirojanagud, ³Punya Charusiri,
⁴William Milne-Home and ⁵Rungruang Lertsirivorakul
¹National Research Center on Environmental and Hazardous Waste Management,
 Chulalongkorn University, Bangkok 10330, Thailand
²Research Center for Environmental and Hazardous Substance Management,
 Department of Environmental Engineering,
 Faculty of Engineering, Khon Kaen University, Khon Kaen 40002, Thailand
³Research Unit of Earthquake and Geology, Department of Geology,
 Faculty of Science, Chulalongkorn University, Bangkok 10330, Thailand
⁴National Center for Groundwater Management, University of Technology,
 Sydney, Broadway, NSW 2007, Australia
⁵Department of Geotechnical, Faculty of Technology,
 Khon Kaen University, Khon Kaen 40002, Thailand

Abstract: The distribution of heavy metals in landfill leachate contaminated to soil was investigated. Soil samples were collected at different times of the year as well as at various locations and depths in and around the landfill and throughout the contaminated area. The physical and chemical properties of the samples were analyzed. The results indicated that the heavy metals, namely Cd, Cr, Pb, Cu and Zn were significant concentrations in the soil within a radius of 2,000 m from the landfill. The Spearman's rank correlation coefficient indicated that the appearance of high Cation exchange capacity, clay content and organic matter are statistically correlated with the high heavy metals accumulation. Moreover, the Fe and Mn oxide/oxyhydroxides plays important role in controlling heavy metals sink in soil as pointed out by the Spearman's rank correlation coefficient which corresponding to the soil type, red loess with high iron oxide, in the study area.

Key words: Soil contamination, heavy metals contamination, municipal waste, hazardous waste, opened dump site, red loess

INTRODUCTION

Sanitary landfill is the most common method of disposal of solid waste and the most popular ultimate disposal option (Ward *et al.*, 2005). The disposed of municipal waste contain a mixture of many chemical compounds originating from the various discarded products (Jones-Lee and Lee, 1993; Slack *et al.*, 2005). A number of these chemicals are released during the lifetime of the landfill and resulted in released of heavy metals to the environment. Consequently, an unknown number of toxic substances will be presented in the landfill leachate (Baun *et al.*, 2004). Even though landfill technologies of engineered facilities are designed to eliminate or minimize the potential adverse impact of the waste on the

surrounding environment, generation of contaminated leachate still remains an inevitable. The subsequent migration of leachate away from landfill boundaries and its release into the adjacent environment is a serious environmental pollution concern (Jones-Lee and Lee, 1993).

Leachate migration has been implicated worldwide in environmental pollution because it contains various types of toxic chemicals, for example organic and inorganic substances especially; heavy metals (Barker *et al.*, 1988; Fetter, 2001; Voegelin *et al.*, 2003; Slack *et al.*, 2005; Sparks, 2005). Local soil, surface water and groundwater can be contaminated with the chemical substances from the leachate. This contamination could affect any adjacent environmental receptors such as vegetation, plants, soil

Corresponding Author: Udomporn Chuangcham, National Research Center on Environmental and Hazardous Waste Management, Chulalongkorn University, Bangkok 10330, Thailand Tel: (66) 81-935-0942 Fax: (66) 4320-2572/124
 1383

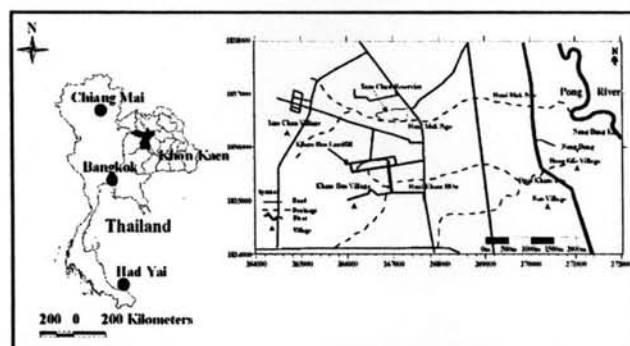


Fig. 1: The location of the study area at Kham Bon village, Khon Kaen Province, Northeast Thailand

as well as water supply sources, causing a risk to human health. Thus, it is important to understand the effect of leachate contamination on these receptors.

Heavy metals pollution has raised serious environmental concerns worldwide because bio-accumulation of these elements beyond the tolerance thresholds of living organisms pose long term risk to the earth's ecosystem (Voegelin *et al.*, 2003; Sparks, 2005). The main flows of heavy metals to the environment are from industrial and municipal wastes, both of which contained a variety of toxic heavy metals. The heavy metals commonly found in landfill leachate include Cr, Cd, Pb, Hg, Ni, Cu, Zn, Fe and Se (Uruse *et al.*, 1997). The actual number and concentration of heavy metals in the leachate varies from one landfill to another.

Heavy metals in leachate from landfills have been extensively studied and monitored (Yong, 2001; Selim and Sparks, 2001). The major part of the metals is retained in the landfill. As a consequence, it must be expected that leaching of heavy metals from the landfills will continue for a long time (Freeze and Cherry, 1979; Fetter, 2001; Selim and Sparks, 2001; Yong, 2001). It can take years before groundwater pollution reveals itself and chemicals in the leachates often react synergistically and often in unanticipated ways to affect the ecosystem (Lee and Sheehan, 1996). Sharma and Reddy (2004) reported that waste containment and remediation problems require an understanding of the physical and chemical characteristics of the subsurface and the ability to engineer pollution control and remove the contaminants. Thus, it is important to characterize the site before starting others application.

The study aims to evaluate the vertical distribution and the downward mobility of Cd, Pb, Cr, Cu and Zn in soil around the landfill site as well as to determine the factors influencing mobility.

Description of the study area: The landfill site is located at Kham Bon village, Muang District, Khon Kaen Province, N.E. Thailand (Fig. 1). It is about 17 km North of Khon Kaen City along the Friendship Highway and comprises an area of 15 ha. The study area extends over some 3200 ha. The landfill is located on a ridge about 190 m above mean sea level at the interfluvies between the Huai (rivulet) Mak Ngo to the north and the Huai (rivulet) Kham Bon to the South. The ridge is part of the rolling terrain of the high terrace, a geomorphological feature of the Khon Kaen region (Boonsener, 1991) and slopes gradually eastwards to the floodplain of the Pong River. The outskirts of these villages are used for growing rice, cassava and sugar cane as well as fish farming.

Chuangcham *et al.* (2005) reported that geologically the landfill site is underlain by fractured, reddish-orange siltstone of the Khok Kruat Formation which is part of the Khorat Group. The bedrock is overlain by silty sand soil attributed to the Red Loess lithostratigraphic unit of the Quaternary deposits of Northeast Thailand (Boonsener, 1991). These red beds form the foundation of the landfill. Red loess is composed of silt and fine to very fine sand. It is homogeneous and has no internal structure with quartz as the predominant mineral component. It also has very high dry strength but loses grain cohesion rapidly when it is wet. With reference to the collapsible behaviour of this loess, it can be interpreted that in rainy season, the

leachate can flow through this loess more easily than in the dry season. Generally, the red loess layer varies in thickness from 1-8 m. The average thickness is about 5 m. It is situated approximately 180-220 m above mean sea level. From the borehole exploration, it is found that the average thickness of the landfill is 5 m.

The average annual rainfall is approximately 1750 mm, with about 80% falling between June and September. The average relative humidity is 75% and the potential evaporation rate is about 1575 mm year⁻¹, with the highest evaporation occurring between February and June. The average annual temperature is 26.5°C, with an average maximum of 33°C in April and an average minimum of 20°C in January.

Results from the aerial photograph interpretation and the topographic map analysis (Chuangcham *et al.*, 2005) confirm that the topography of the study area plays an important role to the surface water flow directions at the landfill site. Water drains northwards from the landfill into the Sam Chan reservoir and then flows eastwards to the Huai Mak Ngo before discharging to the Pong River. Water draining southwards from the landfill enters the Huai Kham Bon and flows eastwards into an oxbow lake, Nong Burg on the Pong River floodplain. Field investigation revealed that the water table is located at 1 to 5 m below the ground surface in the shallow aquifer and is encountered from 9-15 m in the deep aquifer.

The Kham Bon landfill has been receiving refuse since 1968. Several of the old non-active refuse areas do not have liner systems installed. A loessial soil was used as daily and intermediate cover at the site. The site is capable of accommodating approximately 200 t day⁻¹ of mixed wastes. The wastes which are disposed of at this site consist mainly of food and fruit, plastics, paper, wood, glass, metals and related municipal garbage. Additionally, hazardous wastes, for example, batteries, fluorescent lamp tubes and aerosol spray cans, are part of the waste stream (Kirathithorn, 2004). The proportion of different wastes at the Kham Bon landfill site is shown in Fig. 2 (Piyaprasit, 1996). Field observations indicate that the efficiency of the mixed waste treatment is likely to be poor. The landfill receives all types of waste materials, particularly solid and hazardous wastes. The different wastes are commingled together without proper sorting and are piled on the ground for natural decomposition. Frequently, the wastes are incinerated on the open ground so as to reduce their quantities. By such inappropriate disposal methods, the wastes have created not only a serious environmental pollution problem but also a threat to public health and safety. They are a source of houseflies and produce unpleasant odors. Moreover, they could distribute disease pathogens and generate

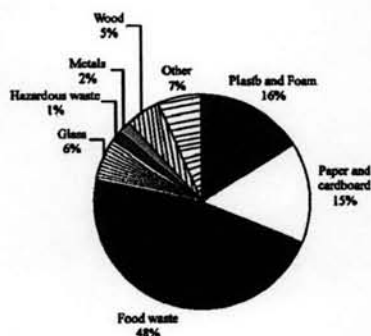


Fig. 2: Percentage distribution of wastes deposited in Kham Bon landfill (Piyaprasit, 1996)

contaminated leachate. This leachate contains various pollutants and toxic substances, especially heavy metals, which migrating, infiltrating and descending in the soil profile to contaminate the adjacent surface water and groundwater (Boorsener *et al.*, 1994; Chuangcham *et al.*, 2005).

MATERIALS AND METHODS

Soil sampling: A sampling strategy was established on the basis of site history and the preliminary reconnaissance to exhibit more variability in metal concentrations. Soils were sampled at different locations and depths in and around the landfill and throughout the contaminated parts of the site. The first sampling round was conducted on 12-13 December, 2004 during the dry, winter season. The second set of samples was collected on 14-15 May, 2005 during the peak dry period. The final set of samples were taken on 25-26 August, 2005 during the rainy season.

The aerial photograph and topographic map covered the study area were used planning for soil sampling. In the first sampling, 24 soil samples were gathered at a depth of 15 cm below the ground surface within a radius of 1500 m from the landfill and its surrounding area covering Kham Bon village (Fig. 3A). The results of sampling analysis were used to design the detailed sampling strategy.

Then, the second sampling was performed. The 38 soil samples were collected. Two samples were collected, one each at depths of 15 and 30 cm at each point from a random square grid on a circle within successive radii of 500, 1000, 1500 and 2000 m away from the landfill (Fig. 3B).

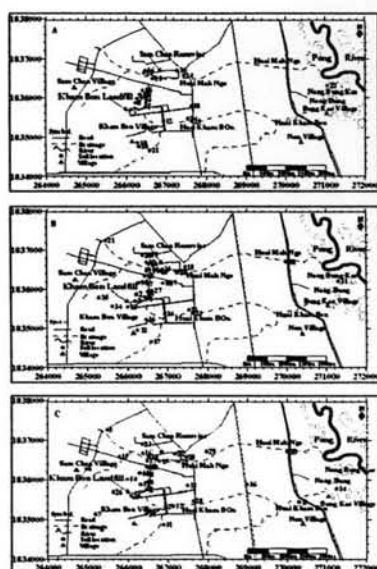


Fig. 3: Location of soil sample collected in all periods of sampling

The samples were closely spaced near the landfill site and along the ditch but spaced less closely with increasing distance from the site. Sam Chan village was included in this sampling to study the distribution of heavy metals falling within a radius of 2000 m.

The final sampling, 36 soil locations considerably polluted by leachate (Fig. 3C) was sampled at several depths. This final sampling was designed to obtain the spatial distribution of the contaminant concentrations both laterally and as a function of depth. The sample locations were selected from significant concentration of heavy metals revealed in the site as well as from the surface drainage in the study area. The samples were collected by hand auger from 3 depth intervals below the ground surface: 0-30, 30-60 and 60-90 cm. The zone of 0-30 cm depth is regarded as the disturbed zone I because within that range, farmers have used ploughs with small ploughshares (= 20-25 cm long) for cultivating crops whereas the zone of 30-60 cm is regarded as the disturbed zone II. This is because farmers have used ploughs with

big ploughshares (= 45-50 cm long) during cultivation. The depth below 60 cm was determined as the zone of natural or artificially undisturbed soil. These soil samples were analyzed as a composite sample in each depth interval.

Soil analysis: The soil samples collected from the landfill site and adjacent area were air-dried and ground to pass through a 2 mm stainless steel sieve to remove gravel and rock, then were homogenized and stored for subsequent analysis. Physical and chemical properties of the soil samples were determined: Particle Size Distribution (PSD); pH; Electrical Conductivity (EC); Organic Matter (OM) and Cation Exchange Capacity (CEC). The PSD was measured and classified using a standard US Department of Agriculture soil textural classification (USDA classification). The soil pH was found from a 1:1 H₂O dilution. EC was measured using a conductivity meter. OM was determined by the wet oxidation method of Walkley and Black. Finally, the CEC was estimated by 1 M NH₄OAc method. For metal analyses, total recovery concentrations for all metals were measured using hot plate digestion with nitric acid following method 3050 B (US EPA, 1995). All metals (Cd, Cr, Pb, Zn, Fe, Mn) were analyzed using Shimadzu AA 6501F Series Flame Atomic Absorption (FLAA) Spectrophotometer.

The statistic analysis was performed by using Spearman's rank correlation coefficient, in SPSS 15.0 for Windows Evaluation Version, to test for a significant association between variables. The correlation between soil properties (clay fraction, pH, OM, CEC) and seven metals (Cr, Cd, Cu, Pb, Zn, Fe and Mn) were calculated. The contour maps were generated by surfer 7.0 from Golden software.

RESULTS AND DISCUSSION

Physicochemical characteristics of soils: The 108 soil samples were subjected to grain size analysis. The results revealed that the soils of the study area are medium to moderately fine-textured soils and include coarse-textured soil. They can be classified as Clay Loam (CL) to Silty Clay Loam (SCL), Sandy Loam (SL), Loamy Sand (LS) and Sand (S), respectively. The fine textured soil was found only in the eastern part of the study area (Nong Bung) which is the receptor of leachate from Huai Kham Bon. Focusing on the percentage of clay content distribution in the study area, the high distribution of clay content are found along the ditch of landfill leachate in the central, the leachate receptors; Huai Mak Ngo in the northern part, Huai Kham Bon in the southeastern part and Nong Bung in the eastern part of the study area (Fig. 4). Moreover, an

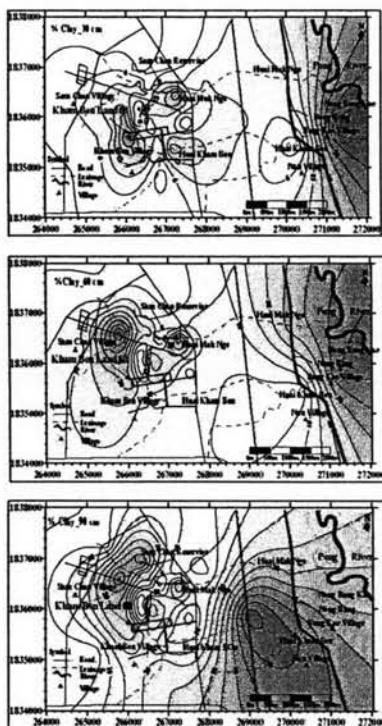


Fig. 4: Percent of clay content distribution for all soil at 0-90 cm depth in the third period of sampling.

increasing of the percentage of clay content with depth was recorded in the soil collected throughout the study area. The medium textured soil was deposited in the central part of the study area which is near the leachate drainage ditch. The rest of the area is covered by the coarse textured soil.

Considering individual parameters, the pH values of 6-8.4 displayed relatively uniform distributions throughout the study area. Slightly acidic soil was found at the leachate ditch and near Sam Chan reservoir in the central to northern parts of the study area. In contrast, slightly alkaline soil was found in the eastern part of the study area.

The percentage of soil organic matter content ranged from 0.05-2.5%. Figure 5 indicates that the highest organic matter values were concentrated in the central and eastern parts of the study area. Moreover, it was observed that the organic matter are decreased descending with depth. This is because the top soil is composed of more humus which obtained from decomposed of plants and animals and the humus is decreased descending with depth (Sparks, 1986).

The cation exchange capacity of the soil samples ranged from 0.7-10.7 meq 100 g^{-1} of soil. As shown in Fig. 6 the soil samples collected in the eastern part of the study area displayed the higher CEC values for all different levels. Moreover, it was observed that the CEC value in the disturbed zone I is lower than other zones. The reason is that the disturbed zone I is the agricultural activities zone. It is always disturbed by human activities in all seasons resulting in the fluctuation of its properties. From the observation, it can be concluded that the high organic matter and clay content are related to the high CEC in soil (Banat *et al.*, 2005; Sparks, 2005).

It should be remarked here that these physical and chemical properties of soil in the distributed zone I and II (0-60 cm depth) as reported above showed the fluctuation when comparing to the natural zone (60-90 cm depth) due to the agricultural activities.

Distribution of metals: Five metals Cr, Cd, Pb, Cu and Zn in soil samples were analyzed in this research as reported in Table 1. Heavy metals analysis from the first sampling period as shown in Fig. 7 pointed out that Cr concentration in soil varied within the range of 0.1-5.6 mg kg^{-1} whereas the concentration of Pb was in the range of 5-23 mg kg^{-1} . The Cd concentration in soil ranged from 1.8-3.0 mg kg^{-1} . Also, the concentration of Zn and Cu ranged from 0.9-55.0 and 0.9-12.7 mg kg^{-1} , respectively. The Zn and Cu concentrations are typical of landfill leachate. The sources of Zn are fluorescent tubes, batteries and variety of food wastes whereas discarded food is the main source of Cu. The Pb, Cd and Cr ions are toxic heavy metals (Roy *et al.*, 1991) which are found in the study area. High levels of heavy metals were encountered in the Sam Chan reservoir and along the rivulet in the southeastern part of the study area. The highest concentration of heavy metals was recorded close to the landfill site within a radius of 500 m, decreasing with distance from the site. Focusing on the physicochemical parameters of soil that influencing the heavy metals deposition, it shows that the high heavy metals accumulation was agreed with the high of clay content, CEC and organic matter.

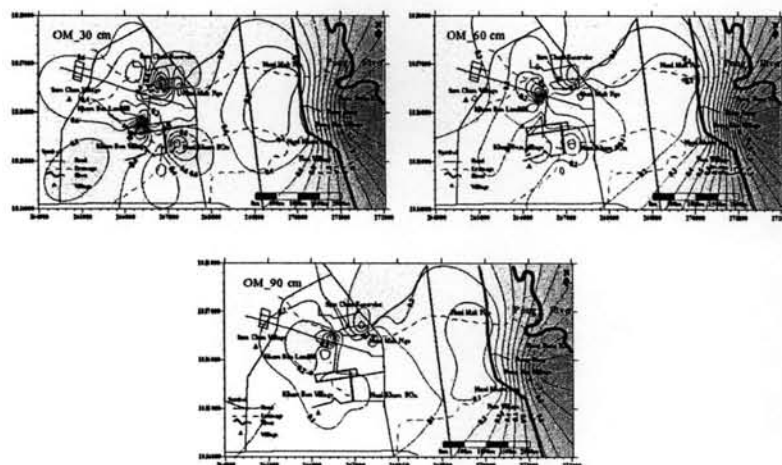


Fig. 5: Organic matter of all soil at 0-90 cm depth in the third period of sampling

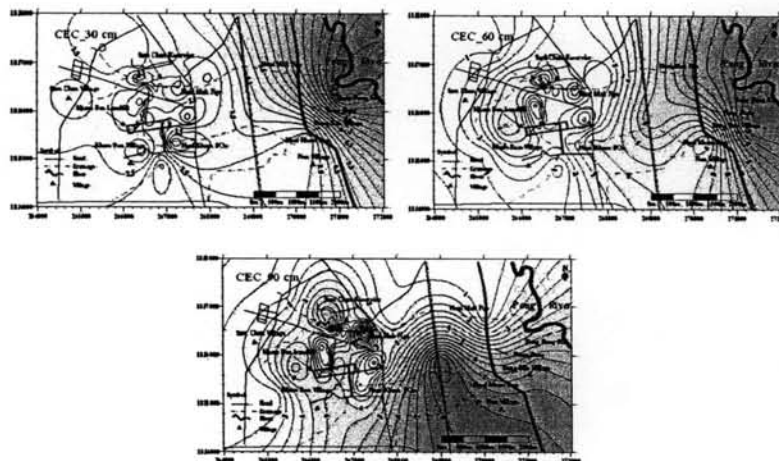


Fig. 6: Cation exchange capacity of all soil at 0-90 cm depth in the third period of sampling

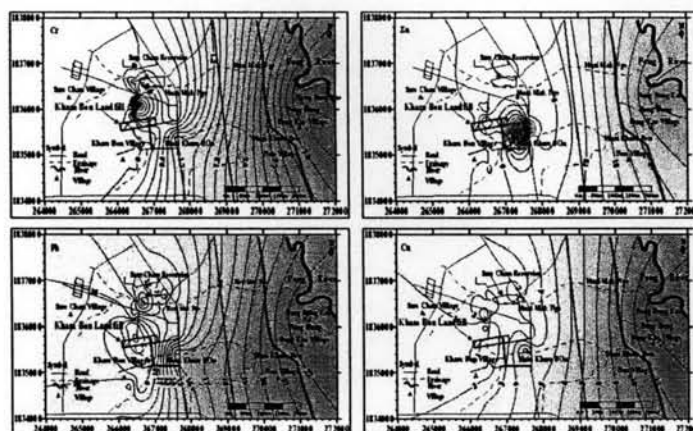


Fig. 7: Heavy metal concentrations at 0-15 cm depth in the first period of sampling

The study was extended in the second sampling period to collect soil samples at two levels (0-15 and 15-30 cm in depth) at each point of sampling (Fig. 8a). The concentration of Cr in the first depth interval, 0 to 15 cm below the ground surface varied from 0.14-1.499 mg kg^{-1} . Figure 8b expressed the Pb concentration which falling in the range of 2-43 mg kg^{-1} . The concentrations of Cu (Fig. 8c) and Zn (Fig. 8d) varied from 0.2-14.5 and 1-60 mg kg^{-1} , respectively. Within the second depth interval, 15-30 cm bgl, Cr concentration was in the range of 0.3-11.3 mg kg^{-1} , while the Pb concentration was between 6 and 42 mg kg^{-1} . The concentrations of Zn and Cu ranged from 0.2-80 and 0.1-33.8 mg kg^{-1} , respectively. It should be remarked here that, the concentration of Pb and Cr at the 15 and 30 cm depths, the Pb accumulated more at the 30 cm depth than at the 15 cm depth whereas Cr was deposited in the opposite manner. These phenomena are due to the great variation in pattern and contamination rates in depth as a result of pollutant discharge at the source. The fact that the lower strata seem to be more heavily polluted which may indicate that pollution at the source is decreased over the years, vice versa in the Cr.

Pb concentration (0 to 21.43 mg kg^{-1}) found in the third round of sampling was higher in the top 30 cm depth interval (Fig. 9a), decreasing with distance from the site. Possible sources of lead are batteries, chemical substances from photograph processing, lead-based

paints and lead pipe deposited in the landfill. The high Pb concentration related to the high organic matter. In contrast to Pb, the Cr concentration (0-20 mg kg^{-1}) decreased with depth (Fig. 9b) which corresponding to the descending of clay content. Cd could not be detected in most parts of the surveyed area, except in some ditches and rivulets (0-1.70 mg kg^{-1}). The discarding of dry cell batteries and paint cans are possible sources of Cd. Pb and Cr values from all periods of sampling are at significant concentrations in the study area. This may depend on the amount of waste introduced each season in the landfill. The Cu (Fig. 9c) and Zn (Fig. 9d) contaminants of interest, varied from 0-40.4 and 0-52.2 mg kg^{-1} , respectively. The high Cu content related to the CEC and organic matter values. For the Zn value, the CEC, organic matter and clay content are influenced. The Fe (10-548 mg kg^{-1}) and Mn (3-3000 mg kg^{-1}) were also recorded in this period. They exhibited parallel distribution throughout the study area. During all three sampling periods it was found that the zone of highest concentration of heavy metals was the ditch of leachate which flows northwards to Sam Chan reservoir. Furthermore, other zones where the concentration is high are the downstream parts of Huai Mak Ngo and Huai Kham Bon where they discharge into the Pong River through oxbow lakes.

Moreover, the Pb concentration was found to be distributed both horizontally and vertically throughout

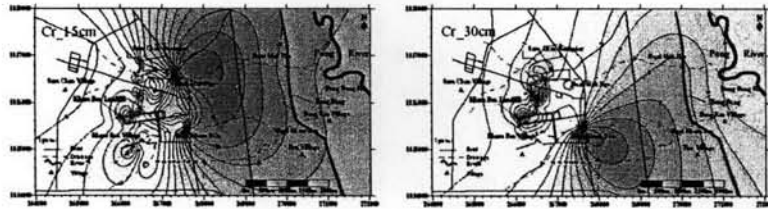


Fig. 8a: Heavy metal concentrations of Cr at 0-30 cm depth in the second period of sampling

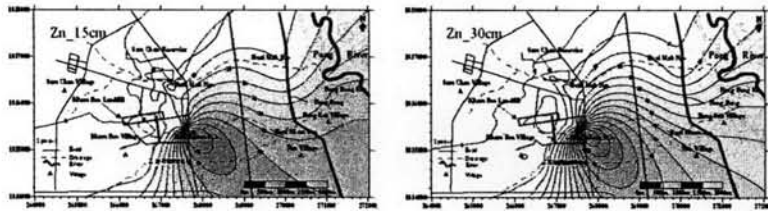


Fig. 8b: Heavy metal concentrations of Zn at 0-30 cm depth in the second period of sampling

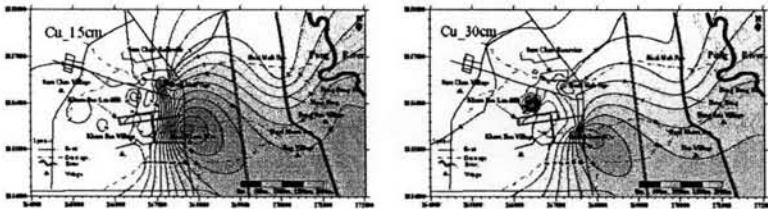


Fig. 8c: Heavy metal concentrations of Cu at 0-30 cm depth in the second period of sampling

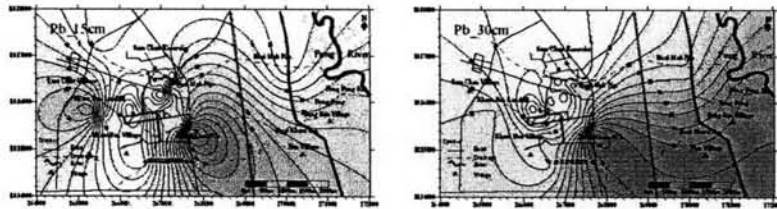


Fig. 8d: Heavy metal concentrations of Pb at 0-30 cm depth in the second period of sampling

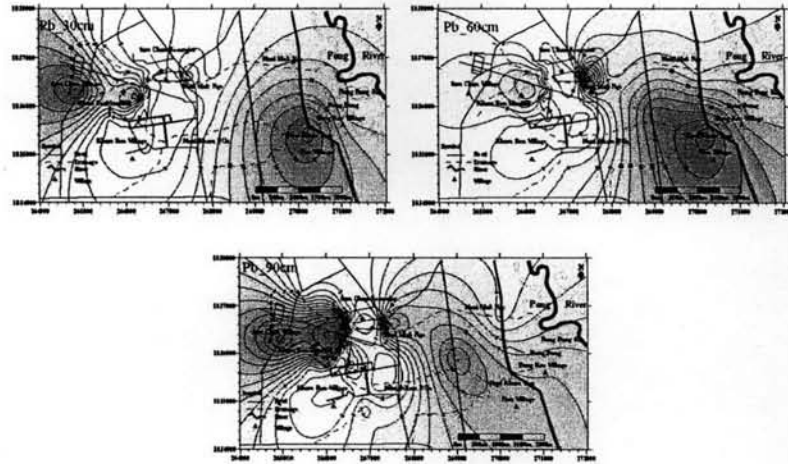


Fig. 9a: Heavy metal concentrations of Pb at 0-90 cm depth in the third period of sampling

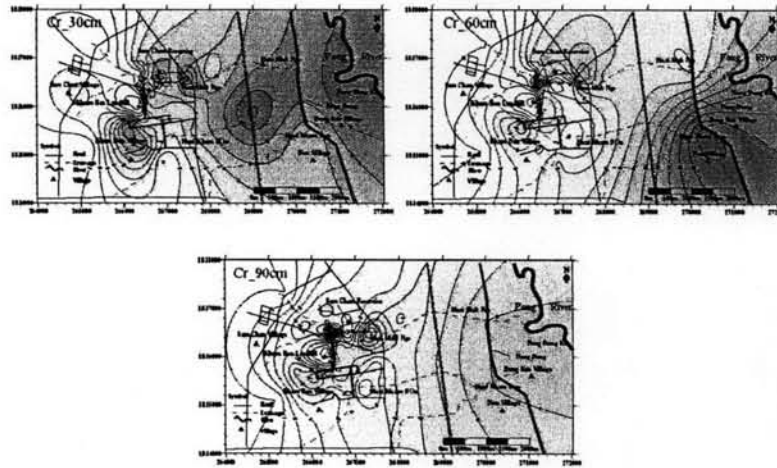


Fig. 9b: Heavy metal concentrations of Cr at 0-90 cm depth in the third period of sampling

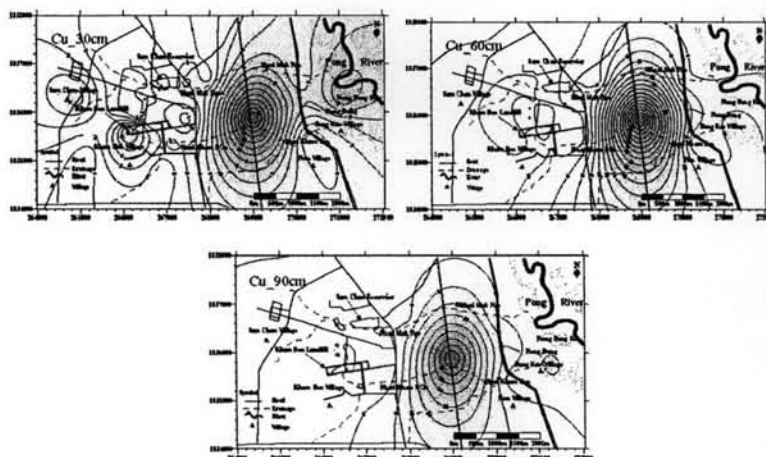


Fig. 9c: Heavy metal concentrations of Cu at 0-90 cm depth in the third period of sampling

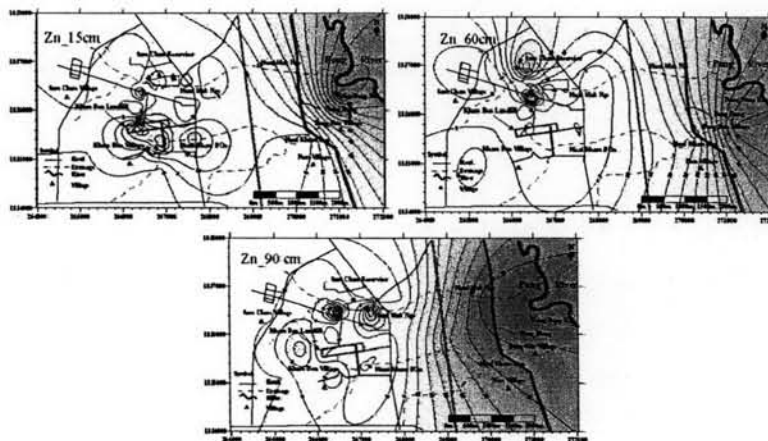


Fig. 9d: Heavy metal concentrations of Zn at 0-90 cm depth in the third period of sampling

the area. The field survey found that spray-paints cans, batteries, pesticide containers, iron pipes, dry cells and fluorescent tubes were widespread throughout the landfill. These mixed wastes had been burnt repeatedly in the open air within the site, in such a way that the heavy metals would also possibly be released by this action.

From the investigation in the second and third period of sampling, it was surprised that the significant Pb concentration was observed at Sam Chan Village in the northwestern part of the study area. In spite of the Sam Chan Village located approximately 200 m above mean sea level which higher than the Kham Bon landfill. Moreover, it is not situated in the direction of flow pattern as reported by Chuangcham *et al.* (2005). The reason of this appearance is due to the uncontrolled scavenger activities. They could be the heavy metals carriers.

Apart from physical and chemical properties controls, other factors of influencing heavy metals accumulation/mobility were taken into consideration. The existence of red loess in the study area may be participated in the spreading of heavy metals. Moreover, the lower slope gradients at the lower lying creates lower-velocity flow, consequently, dominance of the finer fraction in the soil and higher retention of heavy metals was occurred as observed in the central part and eastern part of the study area. However, based on the Environmental Enhancement and Promotion Act B.E. 2535 (1992), the concentrations of cadmium, chromium and lead in soil do not exceed the standard allowable limit ($Cd \leq 37 \text{ mg kg}^{-1}$, $Cr \leq 300 \text{ mg kg}^{-1}$, $Pb \leq 400 \text{ mg kg}^{-1}$).

For the correlation analysis, data obtained from the third period of sampling time was calculated with the Spearman's rank correlation coefficient. The results illustrated that the measured heavy metals were positively correlated with soil properties. Considering in each heavy metal, The Zn exhibited the positively correlation with CEC (Spearman's rank correlation, $R = 0.629$, $p < 0.0001$), clay content ($R = 0.606$, $p < 0.0001$) and OM ($R = 0.474$, $p < 0.004$). For the Cu, the positive correlation between Clay content ($R = 0.723$, $p < 0.0001$) and CEC ($R = 0.671$, $p < 0.0001$) was statistically significant. The similar pattern was observed in Cr when considering with clay content ($R = 0.720$, $p < 0.0001$) and CEC ($R = 0.590$, $p < 0.0001$). The Pb showed slightly positive correlation with clay content ($R = 0.442$, $p < 0.007$). A significant correlation was detected between the Fe and clay content ($R = 0.777$, $p < 0.0001$) as well as the CEC ($R = 0.596$, $p < 0.0001$). It is obvious that only the Mn correlated positively with pH ($R = 0.418$, $p < 0.011$) and also correlated with CEC ($R = 0.574$, $p < 0.0001$).

It is summarized that the most important factors influencing heavy metals accumulation in soils are clay

mineral, CEC, metal oxides/oxyhydroxides (Fe and Mn oxide) and humic substance associated with natural organic matter (Bradl, 2004). In case of metal oxides and oxyhydroxides, the correlation of five heavy metals was calculated with the Fe and Mn. It was found that all heavy metals revealed the positive correlation with Fe ($R = 0.555-0.777$, $p < 0.0001$) and Mn ($R = 0.385-0.525$, $p < 0.0001$). Therefore, it can be stated that the metal oxides/oxyhydroxides plays important role in controlling the heavy metals deposition in the study area. Moreover, the study area is covered by the red loess which composed of more iron oxide (Boonsener, 1991) which is the source of sink for heavy metals.

CONCLUSION

Based on the experimental outcomes from both field and laboratory analyses, it is evident that soil at the Kham Bon landfill and its surroundings have been contaminated by leachate migration within a radius of 2000 m from the landfill. The soil analysis reveals that some heavy metals have accumulated at least 90 cm below the ground surface. Although the heavy metals seem to be scattered throughout the area without controlling factors, but there are patterns of distribution and controls. The first pattern is that the heavy metals distribution follows the drainage patterns within the area whereas the second pattern is controlled by the uncontrolled scavenger activities. They could be the heavy metals carriers. Other major factors controlling leachate production and migration at the landfill in this area are the seasonal variations in precipitation, the slope of the area which controls the runoff patterns and the soil type which affects infiltration and solute transportation to the water table. It is recommended to understand the long-term behavior of contaminants in the subsurface. This will require a proper understanding of the contaminant plume in the subsurface environment through knowledge of the sorption and transport properties of the soil and contaminants.

ACKNOWLEDGMENTS

The authors would like to express their acknowledgment to the National Research Center for Environmental and Hazardous Waste Management (NRC-EHWM), Chulalongkorn University for financial support. Many thanks are extended to the Research Center for Environmental and Hazardous Substance Management, Department of Environmental Engineering, Faculty of Engineering and Department of Geotechnology, Faculty of Technology, Khon Kaen

University, for their help in the field investigation and laboratory testing as well as supplementary financial support.

REFERENCES

- Banat, K.M., F.M. Howari and A.A. Al-Hamad, 2005. Heavy metals in urban soils of central Jordan: Should we worry about their environmental risks? *Environ. Res.*, 97: 258-273.
- Barker, J.F., J.E. Barbash and M. Labonte, 1988. Groundwater contamination at a landfill sited on fractured carbonate and shale. *J. Contam. Hydrol.*, 3: 1-25.
- Baun, A., A. Ledin, A. Reitzel, P.L. Bjerg and T.H. Christensen, 2004. Xenobiotic organic compounds in leachate from ten Danish MSW landfill-chemical analysis and toxicity tests. *Water Res.*, 38: 3845-3858.
- Boonsener, M., 1991. The quaternary stratigraphy of Northeast Thailand. *J. Thai Geosci.*, 1: 23-32.
- Boonsener, M., C. Buaphan, J. Kothaphan and S. Suksumrot, 1994. The contamination of shallow aquifer from landfill leachate case study: Khon Kaen town. Technology and Northeast Development Conference. Department of Geotechnology, Faculty of Technology, Khon Kaen University, pp: 334-362.
- Bradl, H.B., 2004. Adsorption of heavy metals ions on soils and soils constituents. *J. Colloid Interface Sci.*, 277: 1-18.
- Chuangcham, U., L. Lertsirivorakul, P. Charusiri and W. Wirojanagud, 2005. Hydrogeological assessment of the Kham bon landfill site, ban kham bon, Muang district, Khon Kaen province, NE Thailand. Proceeding of the International Conference on Geology, Geotechnology and Mineral Resources of Indochina. 28-30 November, pp: 253-258.
- Enhancement and Promotion Act, B.E. 2535, 1992. Standard for Soil Quality. Bangkok, Thailand.
- Fetter, C.W., 2001. Applied Hydrogeology. Prentice Hall, New Jersey.
- Freeze, R.A. and J.A. Cherry, 1979. Groundwater. Prentice Hall, New Jersey.
- Jones-Lee, A. and G.F. Lee, 1993. Groundwater pollution by municipal landfill: Leachate composition, detection and water quality significant. Proceeding Sardinia '93 4 International Landfill Symposium, Sardinia, Italy. October, pp: 1093-1103.
- Kirathithorn, S., 2004. Hazardous waste stream analysis in the Khon Kaen municipality. M.Sc. Thesis, Khon Kaen University.
- Lee, G.F. and W. Sheehan, 1996. Landfill offer false sense of security. *BioCycle*, 37 (9): 8.
- Piyaprasit, C., 1996. Estimation of municipal solid waste generation rate and composition in Khon Kaen municipality. M.Sc. Thesis, Chulalongkorn University.
- Roy, W.R., S.F. Krapac, S.F.J. Chou and R.A. Griffin, 1991. Batch-type procedures for estimating soil adsorption of chemical. Technical Resource Document: (EPA/530-SW-87-006), pp: 100.
- Selim, H.M. and D.L. Sparks, 2001. Heavy Metals Release in Soils. Lewis Publishers, Boca Raton.
- Sharma, H.D. and K.R. Reddy, 2004. Geoenvironmental Engineering: Site Remediation, Water Contaminant and Emerging Waste Management Technologies. John Wiley and Sons Inc., New Jersey.
- Slack, R.J., J.R. Gronow and N. Voulvoulis, 2005. Household hazardous waste in municipal landfills: Contaminants in leachate. *Sci. Total Environ.*, 337: 119-137.
- Sparks, D.L., 1986. Soil Physical Chemistry. CRC Press, Inc., Boca Raton.
- Sparks, D.L., 2005. Toxic metals in the environment: The role of surface. *Elements*, 1: 193-197.
- Urase, T., M. Salequzzaman, S. Kobayashi, T. Matsuo, K. Yamamoto and N. Suzuki, 1997. Effect of high concentration of organic and inorganic matters in landfill leachate on the treatment of heavy metals in very low concentration level. *Water Sci. Technol.*, 36: 349-356.
- US EPA., 1995. SW-846 EPA Method 3050B: Acid Digestion of Sediments, Sludges and Soils In Test Methods for Evaluating Solid Waste. 3rd Edn. Update. US EPA: Washington, DC.
- Voegelin, A., K. Barmettler and R. Kretzschmar, 2003. Heavy metals release from contaminated soils: Comparison of column and batch extraction results. *J. Environ. Qual.*, 32: 865-875.
- Ward, M.L., G. Bitton and T. Townsend, 2005. Heavy metal binding capacity (HMBC) of municipal solid waste landfill leachates. *Chemosphere*, 60: 206-216.
- Yong, R.N., 2001. Geoenvironmental Engineering: Contaminated Soils, Pollution Fate and Migration. CRC Press Inc., Boca Raton.

BIOGRAPHY

Miss Udomporn Chuangcham was born on August 18, 1973 in Surin Province, Thailand. She graduated with a Bachelor's degree of Geotechnology from Khon Kaen University in 1995. She had worked at the Krung Thep Engineering Consultant Company Limited since 1996 to 2004. She enrolled in Master's degree in Geology at Chulalongkorn University and graduated in 2001. After that she started her Ph.D. degree in International Programs in Environmental Management, Chulalongkorn University and completed the program in May 2008.