

REFERENCES

- AOAC. 1990. Official methods of analysis 15th ed. Arlington, VA : Association of Official Analysis Chemists. Washington, DC.
- AOAC. 2000. Official methods of analysis 17th ed. Arlington, VA : Association of Official Analysis Chemists. Washington, DC.
- Amparyup, P., Kondo, H., Hirono, I., Aoki, T. and Tassnakajon, A. 2007. Molecular cloning, genomic organization and recombinant expression of a crustin-like antimicrobial peptide from black tiger shrimp *Penaeus monodon*. Molecular Immunology 45 : 1085 – 1093.
- Amaya, E., Davis, D.A. and Rouse, D.B. 2007. Alternative diets for the Pacific white shrimp *Litopenaeus vannamei*. Aquaculture 262 : 419 – 425.
- Aranyakananda, P., Chunhabundit, S. and Jaritikhuan, S. 2005. Effect of Dietary Enrichment on Polyunsaturated Fatty acid Profile of Sandworms *Perinereis nuntia*, the Vital Live Maturation Diet for Marine Shrimp Broodstock. Proceedings of The International Conference on Shrimp Biotechnology : New Challenges through Thai Shrimp Industry. Bangkok, Thailand, pp 36 – 40.
- Batifoulier, F., Verny, M.A., Chanliaud, E., Remesy, C. and Demigne, C. 2005. Effect of different bread making methods on thiamine, riboflavin and pyridoxine contents of wheat bread. Journal of Cereal Science 42 : 101 – 108.
- Benkendorff, K., Davis, A.R., Rogers, C.N. and Bremner, J.B. 2005. Free fatty acids and sterols in the benthic spawn of aquatic molluscs, and their associated antimicrobial properties. Journal of Experimental Marine Biology and Ecology 316 : 29 – 44.

- Brogden, K.A. 2005. Antimicrobial peptides : pore formers or metabolic inhibitors in bacteria. Nature 3 : 238 – 250.
- Brown, K.L. and Hancock, R.E.W. 2005. Cationic host defense (antimicrobial peptides). Current Opinion in Immunology 17 : 1 – 7.
- Buckup, L., Dutra, B.K., Ribarcki, F.P., Fernandes, F.A., Noro, C.K., Oliveira, G.T. and Vinagre, A.S. 2008. Seasonal variations in the biochemical composition of the crayfish *Parastacus defossus* (Crustacea, Decapoda) in its natural environment. Comparative Biochemistry and Physiology, Part A 149 : 59 - 67.
- Chunhabundit, S., 1991. Culturing of sand worm *Perinereis nuntia var. brevicirris* (Grube) utilize for mariculture diet. Proceedings of The Third Technical Conference on Living Aquatic Resources. Chulalongkorn University. Thailand. pp 267 - 275.
- Coman, G.J., Arnold, S.J., Callaghan, T.R. and Preston, N.P. 2007. Effect of two maturation diet combinations on reproductive performance of domesticated *Penaeus monodon*. Aquaculture 213 : 75 - 83.
- Costa, P.E., Gil, J., Passos, A.M., Pereira, P., Melo, P., Batista, F. and Fonseca, L. C. 2006. The market features of imported non – indigenous polychaetes in Portugal and consequent ecological concerns. Scientia Marina 70S3 : 287 - 292.
- Costa, P.F., Narciso, L. and Fonseca, C. 2000. Growth, survival and fatty acid profile of *Nereis diversicolor* (O.F. MULLER, 1776) fed on six different diets. Bulletin Marine Science 67 : 337 - 343.

- Donia, M. and Hamann, M.T. 2003. Marine natural products and their potential applications as anti-infective agents. Infectious Diseases 3 : 338 – 348.
- Gonzales, S., Flick, G.J., O'Keefe, S.F., Duncan, S.E., McLean, E. and Craig, S.R. 2006. Composition of farmed and wild yellow perch (*Perca flavescens*). Journal of Food Composition and Analysis 19 : 720 - 726.
- Guerrero, G., Ferro, R., Russo, G .L. and Ciarcia, G. 2004. Vitamin E in early stages of sea bass (*Dicentrarchus labrax*) development. Comparative Biochemistry and Physiology, Part A 138 : 435 - 439.
- Hancock, R.E.W., Brown, K.L. and Mookherjee, N. 2006. Host defense peptides from invertebrates-emerging antimicrobial strategies. Immunobiology 211 : 315 – 322.
- Handcock, R.E.W. and Chapple, D.S. 1999. Peptide antibiotics. Antimicrobial Agents and Chemotherapy 43 : 1317 – 1323.
- Haug, T., Kjuul, A.K., Stensvag, K., Sandsdalen, E. and Styrvold, O.B. 2002. Antimicrobial activity in four marine crustacean decapods. Fish & Shellfish Immunology 12 : 371 – 385.
- Hu, S., Huang, J., Huang, W., Yeh, Y., Chen, M.H., Gong, H., Chiou, T., Yang, T., Chen, T.T., Lu, J. and Wu, J. 2006. Structure and function of antimicrobial peptide penaeidin-5 from the black tiger shrimp *Penaeus monodon*. Aquaculture 260 : 61 – 68.
- Iijima, R., Kisugi, J. and Yamazaki, M. 2003. A novel antimicrobial peptide from the sea hare *Dolabella auricularia*. Developmental and Comparative Immunology 27 : 305 – 311.

- Jang, W.S., Kim, K.N., Lee, Y.S., Nam, M.H. and Lee, H. 2002. Halocidin: a new antimicrobial peptide from hemocytes of the solitary tunicate, *Halocynthia aurantium*. FEBS Letters 521 : 81 - 86.
- Kohlerova, P., Beschin, A., Silerova, M., Baetselier, P. and Bilej, M. 2004. Effect of experimental microbial challenge on the expression of defense molecules in *Eisenia foetida* earthworm. Developmental and Comparative Immunology 28 : 701 – 711.
- Kurata, S., Ariki, S. and Kawabata, S. 2006. Recognition of pathogens and activation of immune responses in *Drosophila* and horseshoe crab innate immunity. Immunobiology 211 : 237 – 249.
- Lee, I.H., Lee, Y.S., Kim, C.H., Kim, C.R., Hong, T., Menzel, L., Boo, L.M., Pohl, J., Sherman, M.A., Waring, A. and Lehrer, R.I. 2001. Dicynthaurin: an antimicrobial peptide from hemocytes of the solitary tunicate, *Halocynthia aurantium*. Biochimica et Biophysica Acta 1527 : 141 - 148.
- Lee, M.H. and Shiau, S.Y. 2002. Dietary vitamin C and its derivatives affect immune responses in grass shrimp, *Penaeus monodon*. Fish and Shellfish Immunology 12 : 119 - 129.
- Lee, R.F., Walker, A. and Reish, D. J. 2005. Characterization of lipovitellin in eggs of the polychaete *Neanthes arenaceodentata*. Comparative Biochemistry and Physiology, Part B 140 : 381 – 386.
- Lofgren, S.E., Miletti, L.C., Steindel, M., Bachere, E. and Barracco, M.A. 2008. Trypanocidal and leishmanicidal activities of different antimicrobial peptides (AMPs) isolated from aquatic animals. Experimental Parasitology 118 : 197 – 202.

- Luis, O.J. and Passos, A.M. 1995. Seasonal changes in lipid content and composition of the polychaete *Nereis (Hediste) diversicolor*. Comparative Biochemistry and Physiology, Part B 111 : 579 - 586.
- Lytle, J.S., Lytle, T.F. and Ogle, J.T. 1990. Polyunsaturated fatty acid profile as a comparative tool in assessing maturation diets of *Penaeus vannamei*. Aquaculture 89 : 287 - 299.
- Marsden, G.E., McGaren, J.J., Hansford, S.W. and Burke, M.J. 1997. A moist artificial diet for prawn broodstock : its effect on the variable reproductive performance of wild caught *Penaeus monodon*. Aquaculture 149 : 145 - 156.
- Meunpol, O., Meejing, P. and Piyatiratitivorakul, S. 2005. Maturation diet based on fatty acid content for male *Penaeus monodon* (Fabricius) broodstock. Aquaculture Research 36: 1216 - 1225.
- Mitta, G., Hubert, F., Noël, T. and Roch, P. 1999. Myticin, a novel cysteine-rich antimicrobial peptide isolated from haemocytes and plasma of the mussel *Mytilus galloprovincialis*. European of Biochemistry 265 : 71 - 78.
- Mnari, A., Bouhlel, I., Hammami, M., Romdhane, M.S., Cafsi, M. El. and Chaouch, A. 2007. Fatty acids in muscles and liver of Tunisian wild and farmed gilthead sea bream, *Sparus aurata*. Food Chemistry 100 : 1393 - 1397.
- Munzuroglu, O., Karatas, F. and Geckil, H. 2003. The vitamin and selenium contents of apricot fruit of different varieties cultivated in different geographical regions. Food Chemistry 83 : 205 - 212.
- Olsson B.G., Olsen, R.L., Carlehog, M. and Ofstad, R. 2003. Seasonal variations in chemical and sensory characteristics of farmed and wild Atlantic halibut (*Hippoglossus hippoglossus*). Aquaculture 217 : 191 - 205.

- Osaki, T., Omotezako, M., Nagayama, R., Hirata, M., Iwanaga, S., Kasahare, J., Hattori, J., Ito, I., Sugiyama, H. and Kawabata, S. 1999. Horseshoe crab hemocyte-derived antimicrobial polypeptides, tachystatins, with sequence similarity to spider neurotoxins. Journal of Biological Chemistry 274 : 26172 - 26178.
- Ovchinnikova, T.V., Aleshina, G., Balandin, S., Krasnodembskaya, A., Markelov, M., Frolova, E.I., Leonova, Y.F., Tagaev, A.A., Krasnodembsky, E.G. and Kokryakov, V.N. 2004. Purification and primary structure of two isoforms of arenicin, a novel antimicrobial peptide from marine polychaeta *Arenicola marina*. FEBS Letters 577 : 209–214.
- Ovchinnikova, T.V., Balandin, S.V., Aleshina, G.M., Tagaev, A.A., Leonova, Y. F., Krasnodembsky, E.D., Men'shenin, A.V. and Kokrykov, V.N. 2006. Aurelin, a novel antimicrobial peptide from jelly fish *Aurelia aurita* with structural features of defensins and channel-blocking toxins. Biochemical and Biophysical Research Communication 348 : 514 – 523.
- Ovchinnikova, T.V., Shenkarev, Z.O., Nadezhdin, K.D., Balandin, S.V., Zhmak, M.N., Kudelina, I.A., Finkina, E.I., Kokrykov, V.N. and Arseniev, A.S. 2007. Recombinant expression, synthesis, purification and solution structure of arenicin. Biochemical and Biophysical Research Communication 360 : 156 - 162.
- Palacios, E., Ibarra, A.M. and Racotta, I.S. 2000. Tissue biochemical composition in relation to multiple spawning in wild and pond-reared *Penaeus vannamei* broodstock. Aquaculture 185 : 353 – 371.

- Palacios, E., Racotta, I.S., Arjona, O., Marty, Y., Le Coz, J.R., Moal, J. and Samain, J.F. 2007. Lipid composition of the pacific lion-paw scallop, *Nodipecten subnodosus*, in relation to gametogenesis 2. Lipid classes and sterols. Aquaculture 266 : 266 – 273.
- Pan, W., Liu, X., Ge, F., Han, J. and Zheng, T. 2004. Perinerin, a novel antimicrobial peptide purified from the clamworm *Perinereis aibuhitensis* Grube and its partial characterization. Journal of Biochemistry 135 : 297 – 304.
- Pechnik, J.A. 2005. Biology of the Invertebrate. 5th edition. New York, USA : The McGraw–Hill companies.
- Pimoljinda, T. 1999. Biology of annelid. Proceeding of The 1st National symposium on Marine Shrimp. Songkhla. Thailand.
- Qian, H. and Sheng, M. 1998. Simultaneous determination of fat-soluble vitamins A,D and E and pro-vitamin D2 in animal feeds by one - step extraction and high-performance liquid chromatography analysis. Journal of Chromatography A 825 : 127 - 133.
- Rosa, R. and Nunes, M.L. 2003. Biochemical composition of deep-sea decapod crustaceans with two different benthic life strategies off the Portuguese south coast. Deep – Sea Research I 50 : 119 - 130.
- Rouse, G.W. and Pleijel, F. 2001. Polychaetes. 1st Published. Oxford, UK. : Oxford University Press.
- Sales, J. and Janssens, G.P.J., 2003. Nutrient requirements of ornamental fish. Aquatic Living Resources 16, 533 - 540.

- Sanchez-Moreno, C., Plaza, L., Ancos, B. and Cano, M.P. 2003. Vitamin C Provitamin A Carotenoids, and Other Carotenoids in High-Pressurized Orange Juice during refrigerate storage. Journal of Agriculture and Food Chemistry 51 : 647 - 653.
- Scaps, P. 2004. Commercial trade in Annelids. Bulletin de la Societe Zoologique de France 129 : 37 - 48.
- Seo, J., Crawford, J.M., Stone, K.L. and Noga, E.J. 2005. Purification of a novel arthropod defensin from the American oyster, *Crassostrea virginica*. Biochemical and Biophysical Research Communications 338 : 1998 – 2004.
- Shiau, S. 1998. Nutrient requirements of penaeid shrimps. Aquaculture 164 : 77 - 93.
- Sriket, P., Benjakul, S., Visessanguan, W. and Kijroongrojana, K. 2007. Comparative studies on chemical composition and thermal properties of black tiger shrimp (*Penaeus monodon*) and white shrimp (*Penaeus vannamei*) meats. Food Chemistry 103 : 1199 – 1207.
- Stensvag, K., Haug, T., Sperstad, S.V., Rekdal, O., Indrevoll, B. and Styrvold, O.B. 2008. Arasin 1, a proline-arginine-rich antimicrobial peptide isolated from the spider crab, *Hyas araneus*. Developmental & Comparative Immunology 32 : 275 – 285.
- Straus, S. and Handcock, R.E.W. 2006. Mode of action of new antimicrobial for gram-positive pathogens daptomycin : comparison with cationic antimicrobial peptides and lipopeptides. Biochemica et Biophysica Acta 1758 : 1215 – 1223.
- Tasiemski, A., Schikorski, D., Marrec-Croq, F.L., Camp, C.P., Boidin-Wichlacz, C. and Sautie, P. 2007. Hedistin : A novel antimicrobial peptide containing bromotryptophan constitutively expressed in the NK cells-like of marine

- annelids, *Nereis diversicolor*. Developmental and Comparative Immunology 31 : 749-762.
- Tasiemski, A., Vandenbulcke, F., Mitta, G., Lemoine, J., Lefebvre, C., Sautie, P. and Salzet, M. 2004. Molecular characterization of two novel antimicrobial peptides inducible upon bacteria challenge in an annelid, the leech *Theromyzon tessulatum*. The Journal of Biological Chemistry 279 : 30973 – 30982.
- Taylor, A.G. and Savage, C. 2006. Fatty acid composition of New Zealand green-lipped mussels, *Perna canaliculus* : implications for harvesting for n-3 extracts. Aquaculture 261 : 430 – 439.
- Tincu, A.J. and Taylor, S.W. 2004. Antimicrobial peptides from Marine Invertebrates. Antimicrobial Agents and Chemotherapy 48 : 3645 – 3654.
- Verma, A. 2005. Invertebrates : Protozoa to Echinodermata. 1st Published. Harrow, UK. : Alpha Science International Ltd.
- Vijayan, K.K., Stalin, R.V., Balasubramanian, C.P., Alavandi, S.V., Thillai, S.V. and Santiago, T.C. 2005. Polychaete worms - A vector for white spot syndrome virus (WSSV). Diseases of Aquatic Organism 63 : 107 - 111.
- Vijayavel, K., Gomathi, R.D., Durgabhavani, K. and Balasubramanian, M.P. 2004. Sublethal effect of naphthalene on lipid peroxidation and antioxidant status in the edible marine crab *Scylla serata*. Marine Pollution Bulletin 48 : 429 - 433.
- Vizioli, J. and Salzet, M. 2002. Antimicrobial peptides from animals : focus on invertebrates. TRENDS in Pharmacological Sciences 23 : 494 – 496.
- Walsh, C. 2000. Molecular mechanisms that confer antibacterial drug resistance. Nature 406 : 775 – 781.

- Wang, C., Sun, Z., Liu, Y., Zhang, X. and Xu, G. 2007. A novel antimicrobial vermipeptide family from earthworm *Eisenia fetida*. European Journal of Soil Biology 43 : S127 – S134.
- Wang, K., Huang, W. Yang, M., Chen, H., O, J., Li, S. and Wang, G. 2007. A male-specific expression gene, encode a novel anionic antimicrobial peptide, scygonadin, in *Scylla serrata*. Molecular Immunology 44 : 1961 – 1968.
- Wouters, R., Lavens, P., Nieto, J. and Sorgeloos, P. 2001a. Penaeid shrimp bloodstock nutrition : an updated review on research and development. Aquaculture 202 : 1 - 21.
- Wouters, R., Molina, C., Lavens, P. and Calderon, J. 2001b. Lipid composition and vitamin content of wild female *Litopenaeus vannamei* in different stages of sexual maturation. Aquaculture 198 : 307 - 323.
- Yano, I. 1995. Final oocyte maturation, spawning and mating in penaeid shrimp. Journal of Experimental Marine Biology and Ecology 193 : 113 - 118.
- Yeaman, M.R. and Yount, N.Y. 2003. Mechanism of antimicrobial peptide action and resistance. Pharmacological Reviews 55 : 27 – 55.
- Zhang, Y., Cui, J., Zhang, R., Wang, Y. and Hong, M. 2007. A novel fibrinolytic serine protease from the polychaete *Nereis (Neanthes) virens (Sars)* : purification and characterization. Biochimie 89 : 93 - 103.
- Zhao, J., Song, L., Li, C., Ni, D., Wu, L., Zhu L., Wang, H. and Xu, W. 2007. Molecular cloning, expression of a big defensin gene from bay scallop *Argopecten irradians* and the antimicrobial activity of its recombinant protein. Molecular Immunology 44 : 360 – 368.

APPENDICES

APPENDIX A

CULTURE MEDIA AND CHEMICAL PREPARATION

1. Culture media

1.1 Nutrient broth

Beef extract	3	g
Peptone	5	g
Distilled water	1000	ml

Sterile by autoclave at 121 °C 15 min

1.2 Nutrient agar

Beef extract	3	g
Peptone	5	g
Agar	20	g
Distilled water	1000	ml

Sterile by autoclave at 121 °C 15 min

1.3 Nutrient broth and nutrient agar with salt

Prepared as 1.1 and 1.2 and add 3% NaCl before sterile.

1.4 Yeast Malt borth

Malt extract	3	g
Yeast extract	3	g
Peptone	5	g
Glucose	10	g

Distilled water 1000 ml

Sterile by autoclave at 121 °C 15 min

1.5 Yeast Malt agar

Malt extract 3 g

Yeast extract 3 g

Peptone 5 g

Glucose 10 g

Agar 20 g

Distilled water 1000 ml

Sterile by autoclave at 121 °C 15 min

2. Chemical preparation

2.1 Mixed indicator

A : methyl red 0.001 g dissolved in 10 ml of ethyl alcohol

B : bromocresol green 0.001 g dissolved in 10 ml of ethyl alcohol

Mixed indicator = A : B as 1 : 1

2.2 Pepstatin A

1 mg of Pepstatin A was dissolved in 1 ml of ethanol / acetic acid (9 : 1) as a stock solution. The stock solution was stored at – 70 °C until use.

2.3 Bacitracin

500 units of Bacitracin was dissolved in 1 ml of sterile distilled water as a stock solution and stored at – 70 °C until use.

2.4 Colistin

10,000 units of Colistin was dissolved in 1 ml of sterile distilled water as a stock solution and stored at -70°C until use.

2.5 Ketokonazole

0.1 mg of Ketokonazole was dissolved in 1 ml of sterile distilled water as a stock solution and stored at -70°C until use.

2.6 Mobile phase for HPLC

Solution A : Dissolved 900 ml of acetonitrile and 100 ml of 1% trifluoroacetic acid and sonicate for 30 min before use.

Solution B : 1000 ml of 0.1% trifluoroacetic acid and sonicate for 30 min before use.

APPENDIX B**PROTEIN DETERMINATION BY BCA PROTEIN ASSAY KIT**

Protein determination by microplate procedure

1. Pipette 25 μ l of each protein standard or unknown sample replicate into a microplate well (working range = 20-2,000 μ g/ml).
2. Add 200 μ l of the working reagent* to each well and mix plate thoroughly on a plate shaker for 30 seconds.
3. Cover plate and incubate at 37 °C for 30 min
4. Cool plate to room temperature
5. Measure the absorbance at 540 nm on a plate reader for blank, protein standard and unknown sample
6. Prepare a standard curve by plotting the blank-corrected measurement for each protein standard with its concentration in μ g/ml. Use the standard curve (figure B1) to determine the protein concentration of each unknown sample.

* working reagent

- BCA reagent A, containing sodium carbonate, sodium bicarbonate, bicinchoninic acid and sodium tartrate in 0.1 M sodium hydroxide.
- BCA reagent B containing 4% cupric sulfate.
- Add 1 part of "B" to 50 part of "A" and mix before use.

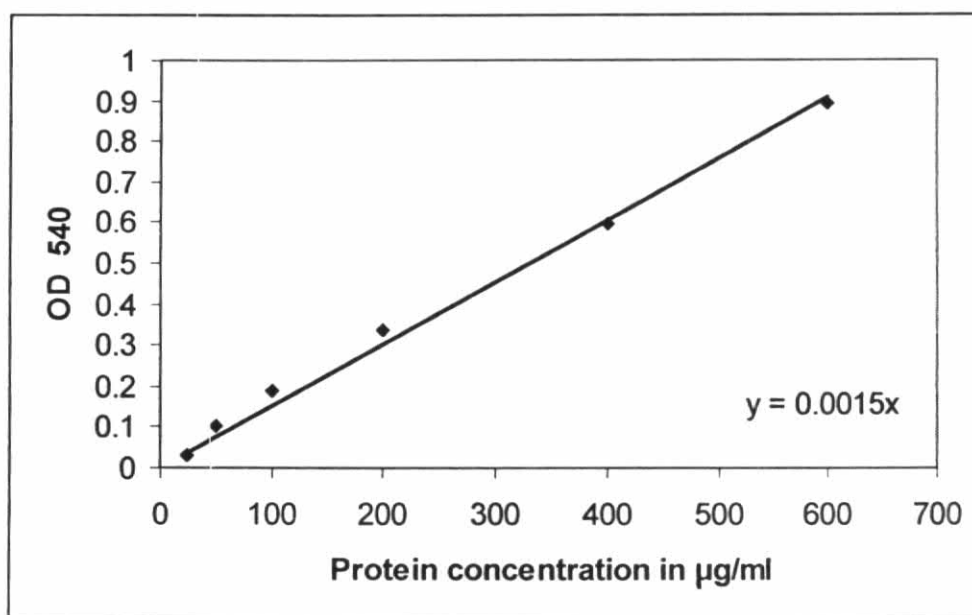


Figure B1 Standard curve of protein determination

APPENDIX C

ANTIMICROBIAL ACTIVITY BY PAPER DISC METHOD

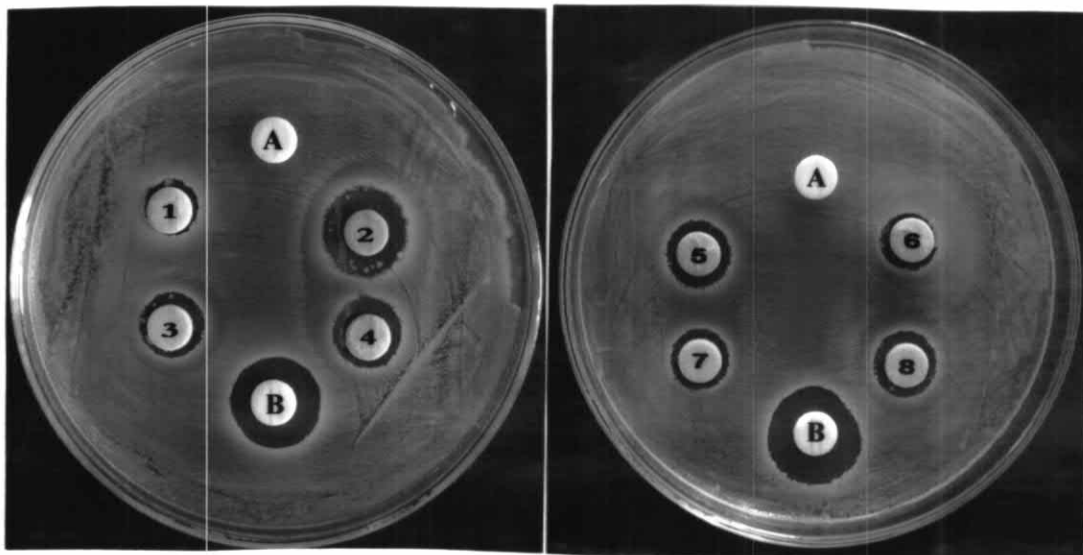


Figure C1 Antimicrobial activity of crude extract from non-challenged and challenged sandworms against *B. subtilis* (thick disc, \varnothing 0.8 cm)

A = 0.1% acetic acid

B = bacitracin 0.45 units/disc

1 = control (non-challenged)

2 = after challenge 24 hr

3 = after challenge 24 hr + 12 hr

4 = after challenge 24 hr + 24 hr

5 = after challenge 24 hr + 48 hr

6 = after challenge 24 hr + 72 hr

7 = after challenge 24 hr + 96 hr

8 = after challenge 24 hr + 120 hr

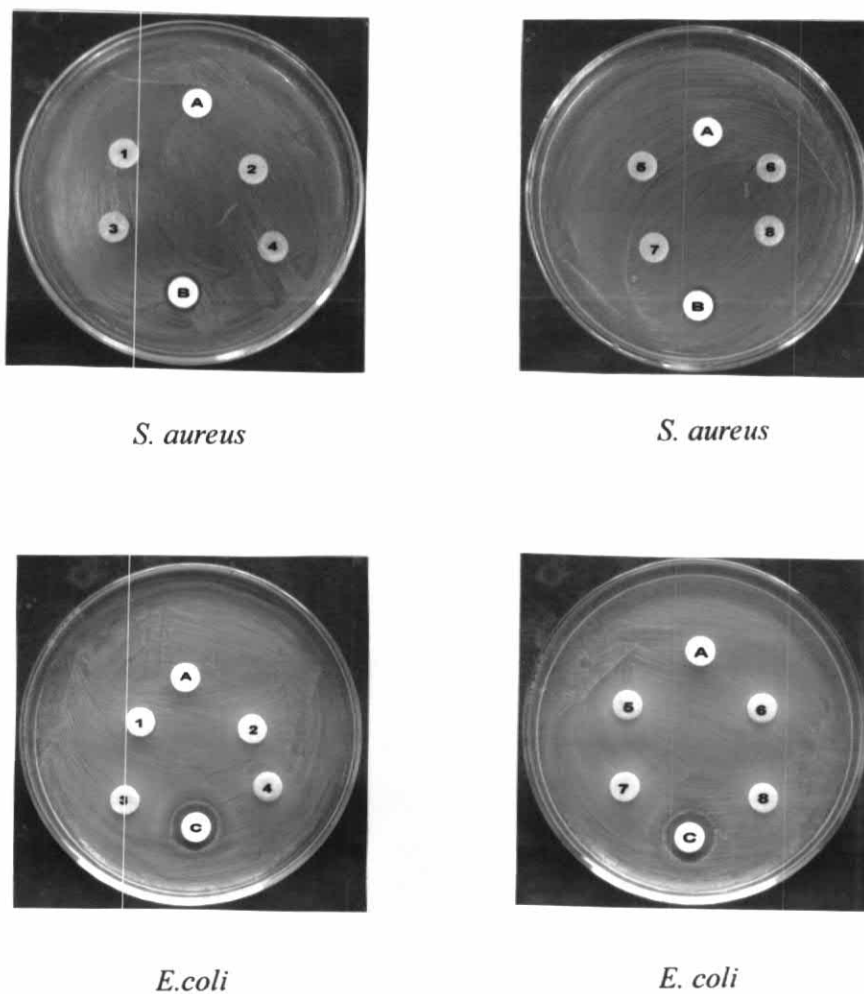


Figure C2 Antimicrobial activity of crude extract from non-challenged and challenged sandworms against *S. aureus* and *E. coli* (thick disc, \varnothing 0.8 cm)

A = 0.1% acetic acid

B = bacitracin 0.45 units/disc

C = colistin 5000 units/disc

1 = control (non-challenged)

2 = after challenge 24 hr

3 = after challenge 24 hr + 12 hr

4 = after challenge 24 hr + 24 hr

5 = after challenge 24 hr + 48 hr

6 = after challenge 24 hr + 72 hr

7 = after challenge 24 hr + 96 hr

8 = after challenge 24 hr + 120 hr

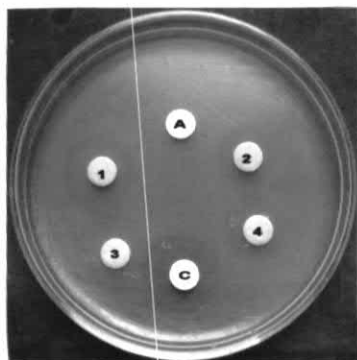
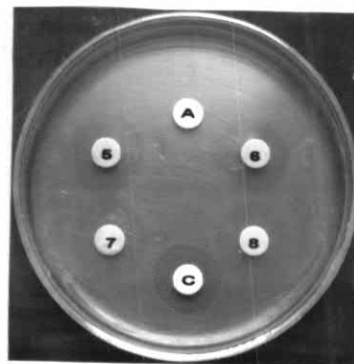
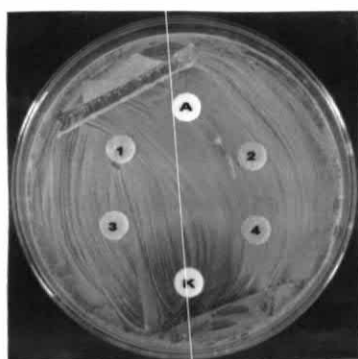
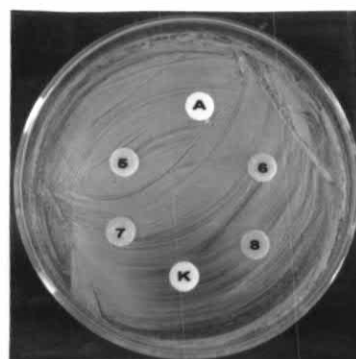
*V. harveyi**V. harveyi**C. albicans**C. albicans*

Figure C3 Antimicrobial activity of crude extract from non-challenged and challenged sandworms against *V. harveyi* and *C. albicans* (thick disc, \varnothing 0.8 cm)

A = 0.1% acetic acid

C = colistin 5000 units/disc

K = ketoconazole 0.1 mg/disc

1 = control (non-challenged)

2 = after challenge 24 hr

3 = after challenge 24 hr + 12 hr

4 = after challenge 24 hr + 24 hr

5 = after challenge 24 hr + 48 hr

6 = after challenge 24 hr + 72 hr

7 = after challenge 24 hr + 96 hr

8 = after challenge 24 hr + 120 hr

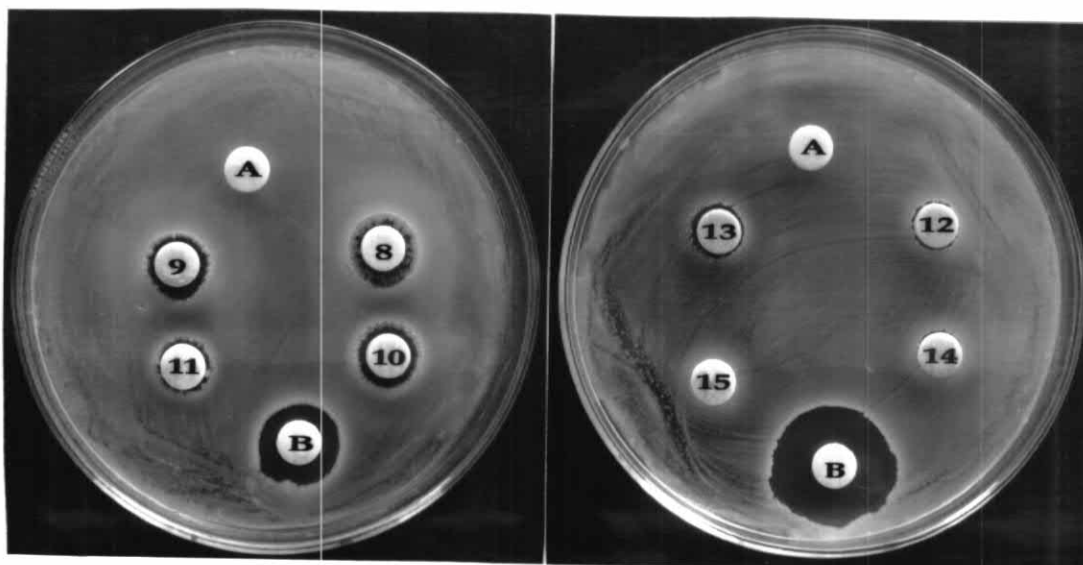


Figure C4 Antimicrobial activity of peptide from gel-filtration fraction (each fraction) against *B. subtilis* (thick disc, \varnothing 0.8 cm)

A = 0.1% acetic acid

B = bacitracin 0.45 units/disc

Number = fraction number

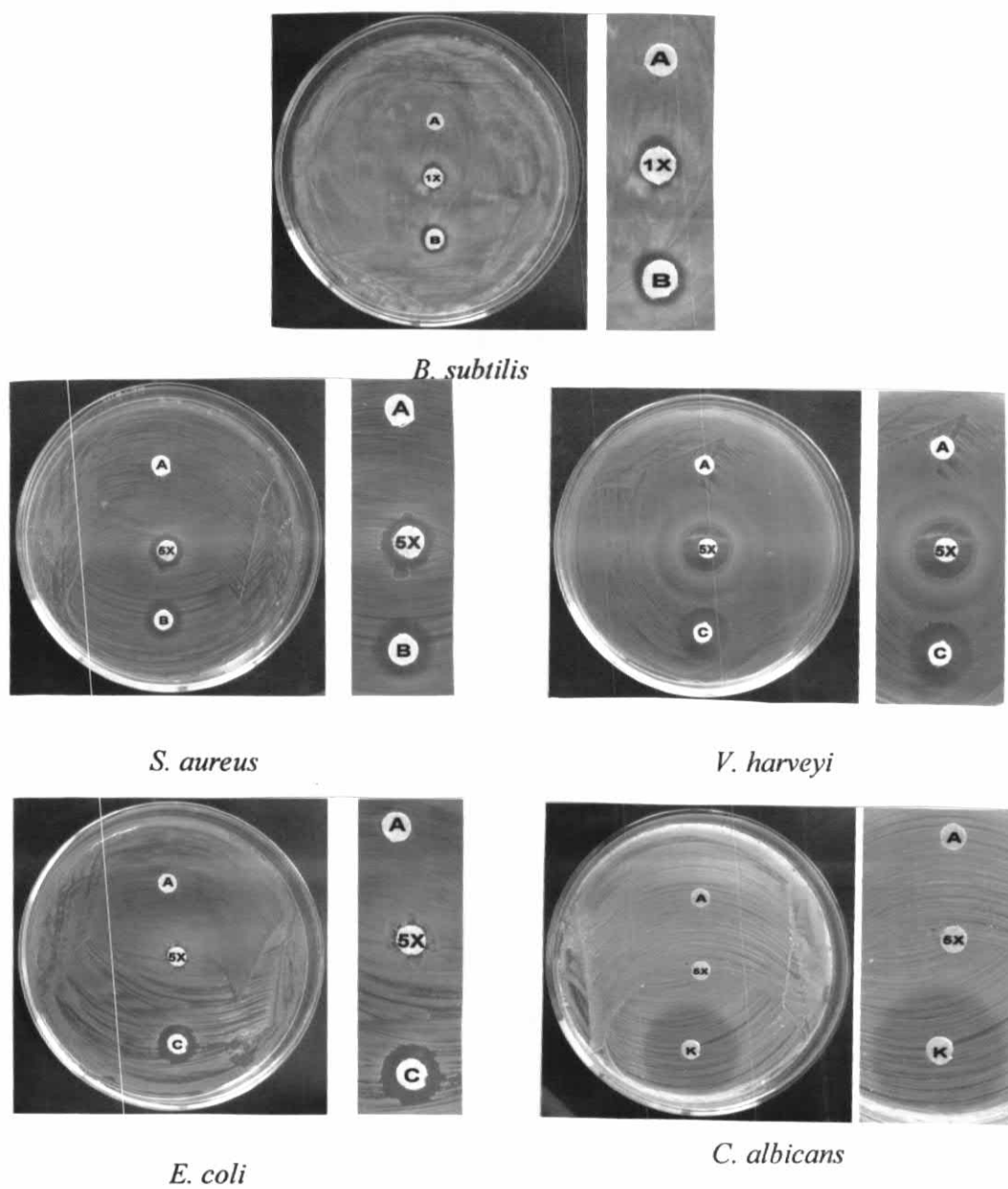


Figure C5 Antimicrobial activity of peptide from concentrated gel-filtration fraction against *B. subtilis* (1X), *S. aureus*, *E. coli*, *V. harveyi* and *C. albicans* (5X) (thin disc, \varnothing 0.6 cm)

- A = 0.1% acetic acid
- B = bacitracin 0.045 units/disc in *B. subtilis*
and 0.250 units/disc in *S. aureus*
- C = colistin 500 units/disc
- K = ketoconazole 0.01 mg/disc

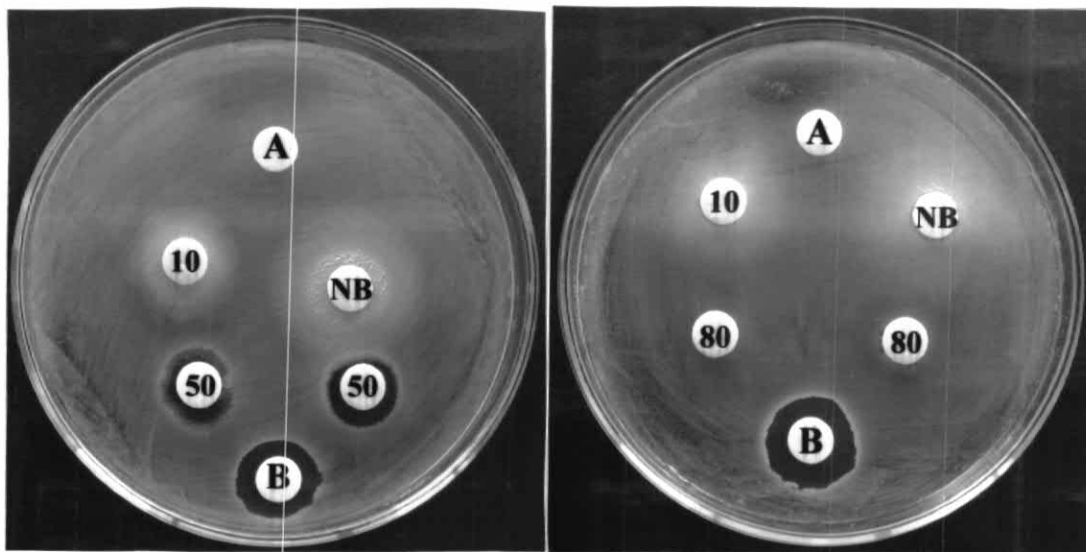


Figure C6 Antimicrobial activity of peptide from SPE C18 against *B. subtilis*
(thick disc, \varnothing 0.8 cm)

A = 0.1% acetic acid

B = bacitracin 0.45 units/disc

NB = Non-bound fraction

10 = eluted 10% ACN fraction

50 = eluted 50% ACN fraction

80 = eluted 8 % ACN fraction




Figure C7 Antimicrobial activity of peptide from semi-preparative RP-HPLC against *B. subtilis* (thin disc, \varnothing 0.6 cm)

A = 0.1% acetic acid

B = bacitracin 0.045 units / disc

Number = fraction number of peptide which eluted from RP-HPLC

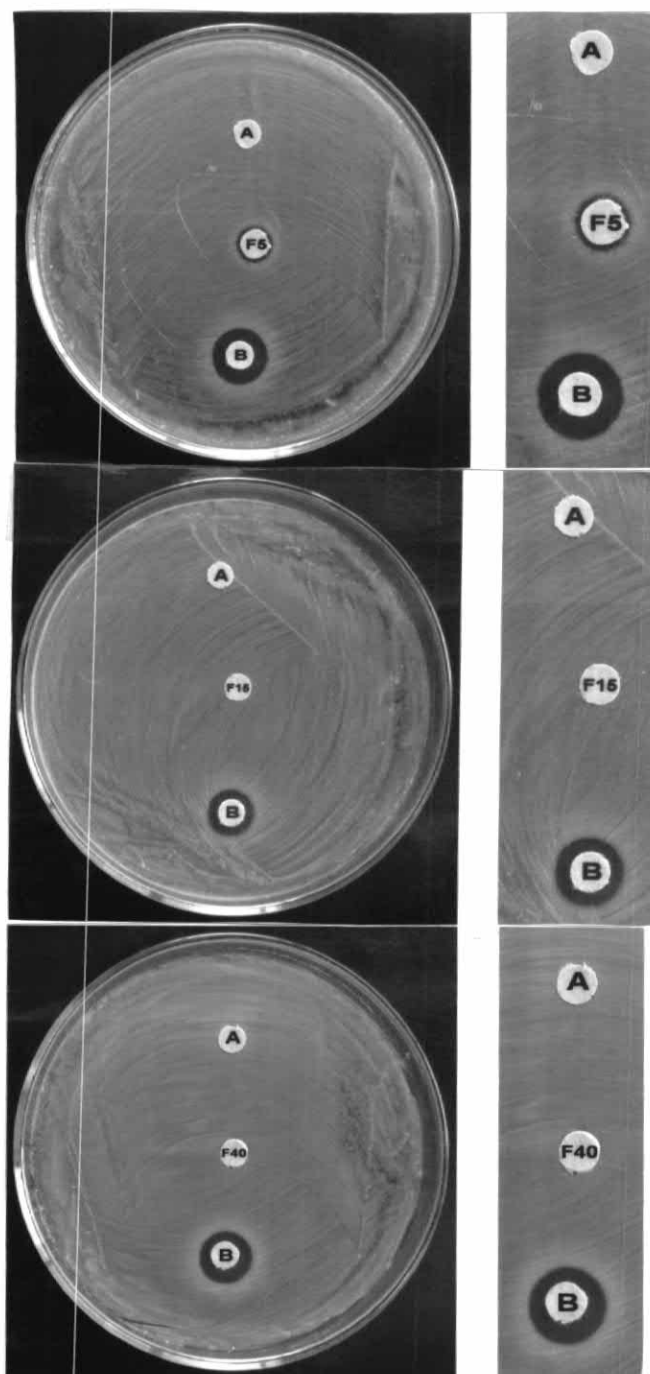


Figure C8 Antimicrobial activity of peptide from AMP - F5(P), AMP - F15(P) and AMP - F40(P) against *B. subtilis* (thin disc, \varnothing 0.6 cm)

A = 0.1% acetic acid

B = bacitracin 0.045 units / disc

F5 = AMP - F5(P)

F15 = AMP - F15(P)

F40 = AMP - F40(P)

BIOGRAPHY

Mrs. Supissara Techapremreecha was born on January 28, 1970 in Bangkok, Thailand. She received Bachelor of Science degree from Department of Biology, Faculty of Science, Silpakorn University in 1991 and Master Degree of Science (Biochemistry) from Chulalongkorn University, Bangkok, Thailand in 1995. She studies for the Degree of Doctor of Philosophy Program in Biotechnology at Biotechnology program, Faculty of Science, Chulalongkorn University since 2003.

Academic presentation :

Techapremreecha, S., Khongchareonporn, N., Chaicharoenpong, C., Aranyagananda, A., Chunhabandit, S. and Petsom, A. Proximate composition of farmed and wild sandworms *Perinereis nuntia* Savigny. 4th International Greece Biotechnology Forum (4th IGBF). February 2-3, 2008, Athens, Greece.