

REFERENCES

Abbott, R. T. 1974. Shells in colour. U.S.A.: The Viking Press, Inc.

Abbott, R. T., and Boss, K. J. 1989. A classification of the living mollusca. U.S.A.: American Malacologists, Inc.

Abbott, R. T. and Dance, S. P. 1990. Compendium of seashells. Singapore: Toppan Printing Co.

Abbott, R. T., Stix, M., and Hugh. 1973. The shell five hundred million years of inspired design. Japan: Harry N. Abrams, Incorporated.

Allen, J. 1956. Shells of world seas. Australia: The Griffin Press.

Arthur, A. 1989. Shell. China: Toppan Printing Co., (Shenzhen) Ltd.

Bourquin, A. 2006. Man and Mollusc [Online]. Available from: <http://manandmollusc.net>
[2006, March, 20]

Cameron, R. 1972. Shells. Hong Kong: Mandarin Publishers Ltd.

Choowong, M. The geomorphology and assessment of indicators of sea-level changes to study coastal evolution from the Gulf of Thailand. The Symposium on Geology of Thailand 8 (2002): 207-220.

Choowong, M., Ugai, H., Charoentitirat, T., Charusiri, P., Daorerk, V., Songmuang, R., and Ladachart, R. 2002. Holocene biostratigraphical records in coastal deposits from Sam Roi Yod National Park, Prachuap Khiri Khan, Western Thailand. by Chulalongkorn University. The Natural History Journal of Chulalongkorn University 4(2): 1-18

Clayton, J. 1974. All colour book of seashells. Hong Kong: Mandarin Publishers Ltd.

Dance, S. P. 1972. Shells and shell collecting. England: The Hamlyn Publishing Group Limited.

Dance, S. P. 1996. Shells. Singapore: Kyodo Printing Co.

Department of Mineral Resources. 1976. Geologic map of Amphoe Hua Hin. Scale 1:250,000.

Dyerly, R., Fiene-Severns, P., and Severns, M. 1998. Tropical seashells of Thailand & SE Asia. Singapore: Periplus Editions (HK) Ltd.

Geronimo, I. D., Sanfilippo, R., Chimanee, N., Robba, E. and Negri, M. P., 2005. An actuopalaeontological approach to the assessment of recent changes in benthic molluscan biodiversity: preliminary results in the Northern Gulf of Thailand. Rendiconti Society Paleontology Italy 2 (2005): 37-68.

Habe, T. 1964. Shells of the western pacific in color. vol. II. Japan: Hoikusha Publishing Co., Ltd.

- Information Division, Department of Highways. 2004. Department of Highways [Online]. Available from: <http://map-project.doh.go.th/ZoomRaster.asp> [2006, April, 12]
- Keen, A. M. 1971. Sea shells of tropical west America. second edition. U.S.A.: Stanford University Press.
- Kotpal, R. L. 1979. Mollusca a textbook for college & university students. India: Rastogi Publications.
- Lamprell, K. 1998. Bivalves of Australia. Netherlands: Backhuys Publishers.
- Lim, C. F., and Wee, V. T. H. 1989. Southeast Asian conus a seashells books. Hong Kong: General Printing Services Pte. Ltd.
- Melvin, A. G. 1973. Sea shells of the world. Japan: Charles E. Tuttle Company, Inc. of Rutland.
- Morris, P. A. 1958. A field guide of shells. U.S.A.: Houghton Mifflin Company Boston.
- Moore, R., C. 2000. Treatise on Invertebrate Paleontology. 3 vols., 3 rd. Part N vol. 1 Mollusca 6. America: The Geological Society of America, Inc.
- Napiere, E. 2004 Center for Migrants' Concerns-Central Taiwan. [Online]. Available from: <http://www.cmcct.bravehost.com/THAI.html> [2006, April, 12]
- Panha, S. and Burch, J. B. An Introduction to the Microsnails of Thailand. Malacological Review 37/38 (2004-2005): 1-155.

- Pownall, G. 1971. Shells and shell fish. New Zealand: Dai Nippon Printing Co. (International) Ltd.
- Robba, E., Geronimo, I. D., Chimanee, N., Negri, M. P. and Sanfilippo, R. 2002. Holocene and Recent shallow soft-bottom mollusks from the northern Gulf of Thailand area: Scaphopoda, Gastropoda, additions to Bivalvia. by Societa Italiana di Malacologia. Bollettino Malacologico 38 (5-8): 49-132.
- Robba, E., Geronimo, I. D., Chimanee, N., Negri, M. P. and Sanfilippo, R. 2003. Holocene and Recent shallow soft-bottom mollusks from the northern Gulf of Thailand area: Scaphopoda, Gastropoda, additions to Bivalvia. Italy: Tipografia Britannia s. r. l. Roma.
- Robba, E., Negri, M. P., Geronimo, I. D., Chimanee, N. and Sanfilippo, R. 2005. Paleocological interpretation of a Holocene sand body in the coastal area of Phetchaburi, Gulf of Thailand. Museologia Scientifica e Naturalistica speciale 2005: 105-113.
- Royal Thai Survey Department. 1969. Topographic map scale 1: 50,000. sheet 4933 II series L7017. edition 1-RTSD. Bangkok: Royal Thai Survey Department.
- Sasin Chalermklarp. 1990. Geology for the use in conservation and sustainable development khao sam roi yord national park and adjacent area. Senior project. Department of Geology, Science, Chulalongkorn University.
- Saul, M. 1974. Shells an illustrated guide to a timeless and fascinating world. England: The Hamlyn Publishing Group Limited.

Step, E. 1960. Shell life. England: Frederick Warne and Co. Ltd.

Swennen, C., Moolenbeek, R. G., Ruttanadakul, N., Hobbelink, H., Dekker, H. and Hajsamae S 2001. The mollusks of the southern gulf of Thailand. Thailand: The Thailand Research Fund (TRF), National Center for Genetic Engineering and Biotechnology (BIOTEC), and National Science and Technology Development Agency (NSTDA).

The Academy of Natural Sciences. 2004. OBIS Indo-Pacific Molluscan Database [Online]. Available from: http://data.acnatsci.org/obis/find_mollusk.html [2006, January, 10]

Tinker, S. W. 1960. Pacific sea shells. Japan: Charles E. Tuttle Company, Inc. of Rutland.

Valtat, S. 2006. Gastropoda [Online]. Available from: <http://www.valtat.org/gastro.html> [2006, March, 20]

Verrill, A. H. 1950. Shell collector's handbook. U.S.A.: Green and Company.

Vilas, C. N., and Vilas, N. R. 1970. Florida marine shells. Japan: Charles E. Tuttle Company, Inc. of Rutland.


Wye, K. R. 1996. The illustrated encyclopedia of shells. China: Leefung-Asco Printers Ltd.

PLATES

Explanation of Plate 1

Figure		Page
1 (a, b), fossils	<i>Umbonium vestiarium</i> (Linnaeus, 1758).....	34
2 (a, b), recent	<i>Cerithidea (Cerithideopsis) cingulata</i> (Gmelin, 1790).....	35
2 (c, d), fossils	<i>Cerithidea (Cerithideopsis) cingulata</i> (Gmelin, 1790).....	35
3 (a, b), fossils	<i>Turritella terebra</i> (Linnaeus, 1758).....	35
4 (a, b), fossils	<i>Strombus canarium</i> Linnaeus, 1758.....	36
5 (a, b), fossils	<i>Strombus robustus</i> Sowerby, 1874.....	36
6 (a, b), fossils	<i>Strombus (Doxander) vittatus</i> Linnaeus, 1758.....	36
7 (a, b), recent	<i>Cypraea talpa</i> Linnaeus, 1758.....	37
7 (c, d), fossils	<i>Cypraea talpa</i> Linnaeus, 1758.....	37


Plate 1



Explanation of Plate 2


Figure		Page
1 (a, b), fossils	<i>Polinices (Polinices) mammilla</i> (Linnaeus, 1758).....	37
2 (a, b), fossils	<i>Polinices (Glossaulax) didyma</i> (Röding, 1798).....	38
3 (a, b), fossils	<i>Natica tigrina</i> (Röding, 1798).....	38
4 (a, b), fossils	<i>Sinum eximium</i> (Reeve, 1864).....	39
5 (a, b), fossils	<i>Bursa rana</i> (Linnaeus, 1758).....	39
6 (a, b), fossils	<i>Murex trapa</i> Röding, 1798.....	40
7 (a, b), fossils	<i>Lataxiena fimbriata</i> (Hinds, 1844).....	41
8 (a, b), fossils	<i>Thais lacera</i> (Born, 1778).....	41
9 (a, b), fossils	<i>Babylonia areolata</i> (Link, 1807).....	42
10 (a, b), fossils	<i>Pseudoneptunea varicosa</i> (Gmelin, 1791).....	42
11 (a, b), fossils	<i>Phos senticosus</i> (Linnaeus, 1758).....	42

Plate 2




Explanation of Plate 3

Figure		Page
1 (a, b), fossils	<i>Nassaria pusilla</i> (Röding, 1798).....	43
2 (a, b), fossils	<i>Nassarius nodiferus</i> (Powys, 1835).....	43
3 (a, b), fossils	<i>Nassarius pullus</i> (Linnaeus, 1758).....	44
4 (a, b), fossils	<i>Nassarius siquijorensis</i> (Adams, 1852).....	44
5 (a, b), fossils	<i>Pugilina (Hemifusus) tuba</i> (Gmelin, 1731).....	45
6 (a, b), fossils	<i>Oliva miniacea</i> Röding, 1798.....	45
7 (a, b), fossils	<i>Vexillum curriliratum</i> (Sowerby II, 1874).....	46
8 (a, b), fossils	<i>Scalptia scalariformis</i> (Lamark, 1822).....	46
9 (a, b), fossils	<i>Tomopleura pouloensis</i> Jousseume, 1883.....	47
10 (a, b), fossils	<i>Turricula javana</i> (Linnaeus, 1767).....	47
11 (a, b), fossils	<i>Ptychobela nodulosa</i> (Gmelin, 1791).....	48
12 (a, b), fossils	<i>Terebra evoluta</i> Deshayes, 1859.....	48
13 (a, b), recent	<i>Architectonica perdix</i> (Hinds, 1844).....	49
13 (c, d), fossils	<i>Architectonica perdix</i> (Hinds, 1844).....	49




Explanation of Plate 4

Figure		Page
1 (a, b), fossils	<i>Barbatia signata</i> (Dunker, 1868).....	50
2 (a, b), fossils	<i>Anadara granosa</i> (Linnaeus, 1758).....	50
3 (a, b), fossils	<i>Anadara oblonga</i> (Philippi, 1849).....	51
4 (a, b), recent	<i>Anadara</i> sp.....	51
5 (a, b), recent	<i>Anadara (Potiarca) pilula</i> (Reeve, 1843).....	51
6 (a, b), fossils	<i>Anadara (Scapharca) inaequalvis</i> (Bruguiere, 1789).....	52



Explanation of Plate 5


Figure		Page
1 (a, b), fossils	<i>Scelidionarca pectunculiformis</i> (Dunker, 1866).....	52
2 (a, b), fossils	<i>Modiolus philipinarum</i> (Hanley, 1844).....	53
3 (a, b), recent	<i>Plicatula chinensis</i> Mörch, 1853.....	54
4 (a, b), recent	<i>Chlamys cloacata</i> (Reeve, 1853).....	54
5 (a, b), fossils	<i>Minnivola pyxidata</i> (Born, 1778).....	55
6 (a, b), fossils	<i>Amusium pleuronectes</i> (Linnaeus, 1758).....	55



Explanation of Plate 6


Figure	Page
1 (a, b), fossils <i>Placuna placenta</i> (Linnaeus, 1758).....	55

Plate 6




Explanation of Plate 7

Figure	Page
1 (a, b), fossils <i>Cycladicama oblonga</i> (Hanley, 1856).....	56
2 (a, b), reconds <i>Chama brassica</i> Reeve, 1847.....	57
3 (a, b), reconds <i>Vepricardium coronatum</i> (Spengler, 1799).....	57
4 (a, b), reconds <i>Maetra cumingii</i> Reeve, 1854.....	58
5 (a, b), reconds <i>Maetra luzonica</i> Reeve, 1854.....	58
5 (c, d), fossils <i>Maetra luzonica</i> Reeve, 1854.....	58
6 (a, b), fossils <i>Maetra (Coelomactra) antiquata</i> (Spengler, 1802).....	58




Explanation of Plate 8

Figure		Page
1 (a, b), fossils	<i>Solen curtus</i> Des Moulins, 1832.....	59
2 (a, b), fossils	<i>Cultellus lacteus</i> (Spengler, 1794).....	59
3 (a, b), fossils	<i>Tellina capsoides</i> Lamarck, 1818.....	60
4 (a, b), fossils	<i>Tellina cygnus</i> (Hanley, 1844).....	60
5 (a, b), fossils	<i>Tellina timorensis</i> (Lamarck, 1818).....	60
6 (a, b), fossils	<i>Tellina spengleri</i> (Gmelin, 1791).....	61
7 (a, b), fossils	<i>Tellina</i> sp.....	61
8 (a, b), fossils	<i>Psammotreta (Tellinimactra) edentula</i> (Spengler, 1798).....	62




Explanation of Plate 9

Figure		Page
1 (a, b), fossils	<i>Gari truncata</i> (Linnaeus, 1767).....	62
2 (a, b), fossils	<i>Solecurtus exaratus</i> (Philippi, 1849).....	62
3 (a, b), fossils	<i>Azorinus abbreviatus</i> (Gould, 1861).....	63
4 (a, b), fossils	<i>Circe scripta</i> (Linnaeus, 1758).....	64
5 (a, b), fossils	<i>Anomalocardia squamosa</i> (Linnaeus, 1758).....	64
6 (a, b), recent	<i>Placamen calophylla</i> (Philippi, 1836).....	64
7 (a, b), fossils	<i>Placamen chloroticum</i> (Philippi, 1849).....	65
8 (a, b), recent	<i>Meretrix meretrix</i> (Linnaeus, 1758).....	65



Explanation of Plate 10

Figure		Page
1 (a, b), fossils	<i>Pitar</i> sp.....	66
2 (a, b), fossils	<i>Marcia hiantina</i> (Lamarck, 1818).....	66
3 (a, b), recent	<i>Paphia undulata</i> (Born, 1778).....	67
4 (a, b), fossils	<i>Paphia (Protapes) gallus</i> (Gmelin, 1791).....	67
5 (a, b), fossils	<i>Dosinia cretacea</i> (Reeve, 1851).....	68
6 (a, b), recent	<i>Dosinia dilecta</i> Adams, 1856.....	68
7 (a, b), fossils	<i>Dosinia trailli</i> Adams, 1855.....	68
8 (a, b), fossils	<i>Dosinia tumida</i> (Gray, 1838).....	69
9 (a, b), fossils	<i>Corbula (Notocorbula) fortisulcata</i> Smith, 1879.....	69



BIOGRAPHY

Mr. Peerasit Surakiatchai was born on 15 October 1980, at Bangkok. He has got Bachelor Degree of Science from Department of Zoology, Faculty of Science, Kasetsart University, in 2002. He carried out further study on Master program on Earth Science, Department of Geology at Faculty of Science, Chulalongkorn University, in 2003.

