

การศึกษาทางอนุกรมวิธานของเฟินและพืชกลุ่มใกล้เคียงเฟิน
บริเวณวนอุทยานน้ำตกขุนกรณ์ จังหวัดเชียงราย

นาย ปิยพงศ์ ราชตา



วิทยานิพนธ์นี้เป็นส่วนหนึ่งของการศึกษาตามหลักสูตรปริญญาวิทยาศาสตรมหาบัณฑิต

สาขาวิชาพฤกษศาสตร์ ภาควิชาวิชาพฤกษศาสตร์

บัณฑิตวิทยาลัย จุฬาลงกรณ์มหาวิทยาลัย

ปีการศึกษา 2541

ISBN 974-331-742-2

ลิขสิทธิ์ของบัณฑิตวิทยาลัย จุฬาลงกรณ์มหาวิทยาลัย

TAXONOMIC STUDY OF FERNS AND FERN ALLIES
AT KHUNKORN WATER FALL FOREST PARK,
CHIANG RAI PROVINCE

Mr. Piyapong Ratchata

A Thesis Submitted in Partial Fulfillment of the Requirements
for the Degree of Master of Science in Botany

Department of Botany

Graduate School

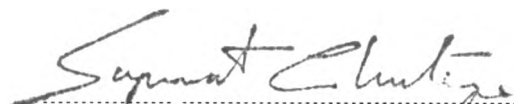
Chulalongkorn University

Academic Year 1998


ISBN 974-331-742-2

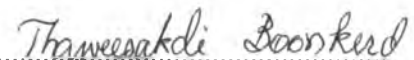
Thesis Title Taxonomic Study of Ferns and Fern Allies at Khunkorn
Waterfall Forest Park, Chiang Rai Province
By Mr. Piyapong Ratchata
Department Botany
Thesis advisor Associate Professor Thaweesakdi Boonkerd, Ph.D.

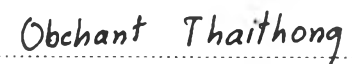
Accepted by the Graduate School, Chulalongkorn University
in Partial Fulfillment of the Requirements for the Master's Degree

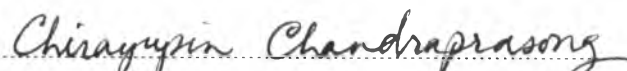
..... Dean of Graduate School
(Professor Supawat Chutivongse, M.D.)

THESIS COMMITTEE

..... Chairman
(Associate Professor Sumitra Kongchuensin, M.S.)

..... Thesis Advisor
(Associate Professor Thaweesakdi Boonkerd, Ph.D.)


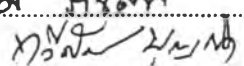
..... Member
(Associate Professor Obchant Thaithong, Ph.D.)

..... Member
(Assistant Professor Chirayupin Chantraprasong, M.S.)

ปิยพงศ์ ราชตา : การศึกษาการศึกษาทางอนุกรมวิธานของเฟิน และพืชกลุ่มใกล้เคียงเฟิน บริเวณ
วนอุทยานน้ำตกขุนกรณ์ จังหวัดเชียงราย (TAXONOMIC STUDY OF FERNS AND FERN
ALLIES AT KHUNKORN WATER FALL FOREST PARK, CHIANG RAI PROVINCE)
อ. ที่ปรึกษา : รองศาสตราจารย์ ดร. ทวีศักดิ์ บุญเกิด, 293 หน้า. ISBN 974-331-742-2

จากการศึกษาทางอนุกรมวิธานของเฟิน และพืชกลุ่มใกล้เคียงเฟิน บริเวณวนอุทยานน้ำตกขุนกรณ์
จังหวัดเชียงราย ระหว่างเดือนตุลาคม พ.ศ. 2539 ถึงเดือนกุมภาพันธ์ พ.ศ. 2542 สํารวจพบและเก็บตัวอย่าง
เฟิน และพืชกลุ่มใกล้เคียงเฟินได้จำนวน 153 ชนิด ใน 56 สกุล 24 วงศ์ ในจำนวนที่ศึกษาทั้งหมดมีเฟิน 137
ชนิด ใน 53 สกุล 21 วงศ์ และพืชกลุ่มใกล้เคียงเฟิน 16 ชนิด ใน 3 สกุล 3 วงศ์ เมื่อแบ่งตามแหล่งอาศัยพบว่า
เป็นพืชบก 91 ชนิด พืชอิงอาศัย 50 ชนิด และพืชที่ขึ้นบนหิน 11 ชนิด การกระจายพันธุ์ของเฟิน และพืชกลุ่ม
ใกล้เคียงเฟินตามสภาพป่าซึ่งแบ่งออกเป็น 3 แบบ พบว่ามีเฟินและพืชกลุ่มใกล้เคียงเฟินในป่าเบญจพรรณชั้น
79 ชนิด ในป่าเบญจพรรณแล้ง 53 ชนิด และในป่าดิบเขา 78 ชนิด ในจำนวนนี้มี 15 ชนิดพบในป่าทั้ง 3 แบบ
การศึกษานี้มีเฟิน และพืชกลุ่มใกล้เคียงเฟิน 76 ชนิดที่ไม่เคยมีรายงานว่าพบในจังหวัดเชียงรายนมาก่อน
และ 4 ชนิดเป็นการพบครั้งแรกในประเทศไทยได้แก่ *Dicranopteris linearis* (Burm.f.) Underw. var.
montana Holttum, *Selaginella ciliaris* (Retz.) Spring อีก 2 ชนิดคือ *Drynaria* sp. และ พันธุ์ใหม่
ของ *Bolbitis appendiculata* (Willd.) K. Iwats. ต้องมีการเก็บตัวอย่างเพิ่มเพื่อความสมบูรณ์ของข้อมูล
ในการศึกษานี้ได้จัดทำ คำบรรยายลักษณะโดยละเอียดของพันธุ์ไม้ที่ศึกษาแต่ละชนิด รูปวิธานจำแนก
สกุล รูปวิธานจำแนกชนิด รวมทั้งลักษณะทางนิเวศวิทยา การกระจายพันธุ์ ชื่อพื้นเมือง พร้อมภาพประกอบ
ตัวอย่างพรรณไม้แห้งของเฟิน และพืชกลุ่มใกล้เคียงเฟินที่เก็บรวบรวมได้ เก็บรักษาไว้ ณ พิพิธภัณฑ์พืช
ศาสตราจารย์กสิน สุวตะพันธุ์ ภาควิชาพฤกษศาสตร์ คณะวิทยาศาสตร์ จุฬาลงกรณ์มหาวิทยาลัย

ภาควิชาพฤกษศาสตร์.....
สาขาวิชาพฤกษศาสตร์.....
ปีการศึกษา2541.....

ลายมือชื่อนิติ 
ลายมือชื่ออาจารย์ที่ปรึกษา 
ลายมือชื่ออาจารย์ที่ปรึกษาร่วม —

3971050723 : MAJOR BOTANY

KEY WORD: PTERIDOPHYTES / TAXONOMY / CHIANG RAI

PIYAPONG RATCHATA : TAXONOMIC STUDY OF FERNS AND FERN ALLIES AT KHUNKORN WATER FALL FOREST PARK, CHIANG RAI PROVINCE. THESIS ADVISOR : ASSOC. PROF. THAWEESEKDI BOONKERD, Ph.D. 293 pp. ISBN 974-331-742-2

The taxonomic study of ferns and fern allies in Khungkorn Waterfall Forest Park, Chiang Rai province, has been conducted during October, 1996 –February, 1999. Three hundreds and fifty-seven specimens were found, they were classified into 153 species, 56 genera and 24 families, of which, 137 species, 53 genera and 21 families are belonged to true ferns and 16 species, 3 genera and 3 families are fern allies. The 152 collected species included 91 terrestrial, 50 epiphytes and 11 lithophytes. In the three major types of forest, 79 species of ferns and fern allies occurred in the Moist Upper Mixed Deciduous Forest, 53 species thrived in the Dry Upper Mixed Deciduous Forest and 78 species grow in Hill Evergreen Forest, whilst 15 species distributed in all kinds of forest. It can be concluded that 76 species are the new records for Chiang Rai. Likewise, 4 species, which have not previously been recorded for Thailand, they are *Dicranopteris linearis* (Burm.f.) Underw. var. *montana* Holttum, *Selaginella ciliaris* (Retz.) Spring. The other 2 species, *Drynaria* sp. and probably a new variety of *Bolbitis appendiculata* (Willd.) K. Iwats., are still uncertain and need further investigation. Full description of all species are given, keys to genera and keys to species for their identification are constructed, together with ecological data, their distribution, vernacular name. In addition, colour photographs are also provided. The collected dryspecimens are deposited at the Professor Kasin Suvatabhandhu Herbarium, Department of Botany, Faculty of Science, Chulalongkorn University.

ภาควิชา BOTANY

ลายมือชื่อนิสิต ปิยพงษ์ ราชตะตา

สาขาวิชา BOTANY

ลายมือชื่ออาจารย์ที่ปรึกษา ศาสตราจารย์ ดร. ทวีศักดิ์ บุญกระด

ปีการศึกษา 1998

ลายมือชื่ออาจารย์ที่ปรึกษาร่วม



ACKNOWLEDGEMENT

I would like to express my deepest appreciation to my thesis advisor, Associate Professor Dr. Thaweesakdi Boonkerd. Accomplishment was due to his valuable advice and encouragement throughout the period of study.

I am also extremely grateful to the thesis committee, Associate Professor Sumitra Kongchuensin, Associate Professor Dr. Obchant Thaithong, Assistant Professor Chirayupin Chantraprasong and for their encouragement and valuable suggestion.

I am greatly indebted to Associate Professor Busban Na Songkhla and Associate Professor Wiyada Thephuttee, for their kind assistance and helpful suggestions in this thesis, to Dr. Chumpol Khunwasi, Dr. Tosak Seelanan, Ajarn Rossarin Pollawat, for their advice and also assisted in checking English text.

It is my pleasure to acknowledge the Professor Kasin Suvatabhandhu Herbarium Department of Botany, Faculty of Science, Chulalongkorn University for providing laboratory facilities for this research.

I am grateful to Dr. Kongkanda Chayamarit, the curator of the Forest Herbarium, Royal Forest Department, Bangkok, Dr. Chamlong Phengkklai, for their kind permission to use the herbarium specimens. My thanks are due to Mr. Jumpol Wanathankul and Mr. Phanu Kampalanond, the former and present chief of Khunkorn Waterfall Forest Park respectively, and their staffs for cooperation with my specimens collection in the Park, also the officers of the Meteorological Department for the climatological data of Chiang Rai.

Special thanks are to Miss Parinyanut Klinratana, Miss Suchada Wongpakam, Mr. Sahut Chuntanaorrapint, for their help in exploring and searching for the specimens. Thanks also extended to Mr. Supot Saengmanee and all of my friends in Department of Botany for their encouragement, and friendliness.

This work was supported by the TRF/BIOTEC Special Program for Biodiversity Research and Training grant BRT 140009.

Finally, I would like to express my deepest thanks to my parents for their love, and untiring support.

CONTENTS

PAGE

| | |
|-------------------------------------|------|
| THAI ABSTRACT | IV |
| ENGLISH ABSTRACT | V |
| ACKNOWLEDGEMENT | VI |
| CONTENT..... | VII |
| LIST OF SCIENTIFIC NAME | VIII |
| LIST OF TABLES..... | XIV |
| LIST OF FIGURES | XV |
| LIST OF PHOTOS | XVI |
| CHAPTER | |
| I INTRODUCTION | 1 |
| II LITERATURE REVIEW | 4 |
| III THE STUDY SITE | 8 |
| IV MATERIALS AND METHODS..... | 14 |
| V RESULTS..... | 15 |
| VI CONCLUSION AND DISCUSSION | 270 |
| REFERENCES | 281 |
| APPENDIX I | 288 |
| APPENDIX II..... | 289 |
| APPENDIX III..... | 290 |
| BIOGRAPHY | 293 |

LIST OF SCIENTIFIC NAMES

| SPECIES | PAGE |
|---|------|
| <i>Adiantum caudatum</i> L. | 137 |
| <i>Adiantum philippense</i> L. | 139 |
| <i>Aglaomorpha coronans</i> (Wall. ex Mett.) Copel. | 148 |
| <i>Angiopteris evecta</i> (G. Forst.) Hoffm. | 44 |
| <i>Antrophyum callifolium</i> Blume | 242 |
| <i>Arachniodes henryi</i> (Christ) Ching. | 93 |
| <i>Araiostegia pseudocystopteris</i> (Kunze) Copel. | 71 |
| <i>Araiostegia pulchra</i> (Don) Copel. | 72 |
| <i>Arthromeris amplexifolia</i> (Christ) Ching | 150 |
| <i>Asplenium macrophyllum</i> Sw. | 47 |
| <i>Asplenium nidus</i> L. | 49 |
| <i>Asplenium obscurum</i> Blume | 50 |
| <i>Asplenium perakense</i> Metthew & Christ | 51 |
| <i>Asplenium unilaterale</i> Lamk | 52 |
| <i>Asplenium yoshinagae</i> Makino. | 53 |
| <i>Athyrium dissitifolium</i> (Baker) C. Chr. | 55 |
| <i>Belvisia henryi</i> (C. Chr.) Raymond | 151 |
| <i>Belvisia mucronata</i> (Fée) Copel. | 152 |
| <i>Blechnum oreintale</i> L. | 65 |
| <i>Bolbitis appendiculata</i> (Willd.) K. Iwats. | 121 |
| <i>Bolbitis heteroclita</i> (Presl) Ching ex C. Chr. | 123 |
| <i>Bolbitis sinensis</i> (Baker) K. Iwats. var. <i>costulata</i> (Hook.) Tagawa & K. Iwats. | 124 |
| <i>Bolbitis virens</i> (Hook. & Grev.) Schott var. <i>virens</i> | 126 |
| <i>Brainea insignis</i> (Hook.) J. Smith | 67 |
| <i>Cheilanthes belangeri</i> (Bory) C. Chr. | 141 |
| <i>Cheilanthes tenuifolia</i> (Burm.f.) Sw. | 142 |

LIST OF SCIENTIFIC NAMES (CONTINUED)

| | |
|---|-----|
| <i>Cibotium barometz</i> (L.) J. Smith | 91 |
| <i>Colysis pothifolia</i> (D. Don) Presl | 154 |
| <i>Crypsinus cruciformis</i> (Ching) Tagawa | 155 |
| <i>Crypsinus oxylabus</i> (Wall. ex. Kunze) Sledge | 156 |
| <i>Cyathea gigantea</i> (Wall. ex Hook.) Holttum | 69 |
| <i>Davallia trichomanoides</i> Blume var. <i>lorrainii</i> (Hance) Holttum..... | 74 |
| <i>Davallia trichomanoides</i> Blume var. <i>trichoanoides</i> | 75 |
| <i>Dicranopteris curranii</i> Copel | 107 |
| <i>Dicranopteris linearis</i> (Burm.f.) Underw. var. <i>linearis</i> | 108 |
| <i>Dicranopteris linearis</i> (Burm.f.) Ungerw. var. <i>montana</i> Holtt | 109 |
| <i>Diplazium esculentum</i> (Retz) Sw. | 57 |
| <i>Diplazium leptophyllum</i> Christ..... | 58 |
| <i>Diplazium muricatum</i> (Mett) v.A.v. Ros..... | 59 |
| <i>Diplazium petri</i> Tardieu..... | 60 |
| <i>Diplazium polypodioides</i> Blume | 61 |
| <i>Diplazium simplicivenium</i> Holttum | 62 |
| <i>Drynaria parishii</i> (Beddome) Beddome..... | 159 |
| <i>Drynaria propinqua</i> (Wall. ex Mett.) J. Sm. ex Beddome..... | 160 |
| <i>Drynaria rigidula</i> (Sw.) Beddome | 161 |
| <i>Drynaria</i> sp..... | 158 |
| <i>Dryopteris cochleata</i> (D. Don.) C. Chr. | 95 |
| <i>Elaphoglossum stelligerum</i> (Wall. ex Baker) Moore ex Alston & Bonner | 128 |
| <i>Elaphoglossum yoshinagae</i> (Yatabe) Makino..... | 129 |
| <i>Equisetum debile</i> Roxb. ex Vaucher..... | 42 |
| <i>Humata repens</i> (L. f.) Diels..... | 77 |
| <i>Hymenophyllum acantoides</i> (Bosch) Roscenst | 111 |
| <i>Hymenophyllum exsertum</i> Wall. ex Hook. | 112 |

LIST OF SCIENTIFIC NAMES (CONTINUED)

| | |
|---|-----|
| <i>Hymenophyllum polyanthos</i> (Sw.) Sw..... | 113 |
| <i>Hypolepis punctata</i> (Thunb.) Mett. ex Kuhn..... | 81 |
| <i>Kuniwatsukia cuspidatum</i> (Beddome) Pichi-Serm..... | 63 |
| <i>Lemmaphyllum carnosum</i> (Hook.) Presl | 163 |
| <i>Lepisorus contortus</i> (Christ) Ching | 165 |
| <i>Lepisorus heterolepis</i> (Rosenst) Ching..... | 166 |
| <i>Lepisorus nudus</i> (Hook.) Ching..... | 166 |
| <i>Lepisorus scolopendrium</i> (Ham. ex D. Don) Tagawa..... | 167 |
| <i>Lepisorus subconfluens</i> Ching | 168 |
| <i>Lepisorus suboligolepidus</i> Ching | 169 |
| <i>Leptochilus decurrens</i> Blume..... | 170 |
| <i>Leucostegia immersa</i> (Wall. ex Hook.) Presl..... | 79 |
| <i>Lindsaea ensifolia</i> Sw..... | 116 |
| <i>Lomagramma grossoserrata</i> Holttum | 131 |
| <i>Loxogramme chinensis</i> Ching | 172 |
| <i>Loxogramme involuta</i> (D.Don) Presl..... | 173 |
| <i>Lycopodium cernuum</i> L..... | 25 |
| <i>Lycopodium hamiltonii</i> Spreng..... | 26 |
| <i>Lygodium flexuosum</i> (L.) Sw..... | 212 |
| <i>Lygodium polystachyum</i> Wall. ex Moore..... | 214 |
| <i>Lygodium salicifolium</i> Presl. | 216 |
| <i>Microlepis calvescens</i> (Wall. ex. Hook.) Presl | 83 |
| <i>Microlepis speluncae</i> (L.) Moore..... | 84 |
| <i>Microlepis strigosa</i> (Thunb.) Presl | 86 |
| <i>Microsorium cuspidatum</i> (D. Don.) Tagawa..... | 175 |
| <i>Microsorium membranaceum</i> (D. Don.) Ching..... | 176 |
| <i>Microsorium pteropus</i> (Blume) Copel..... | 177 |
| <i>Microsorium punctatum</i> (L.) Copel..... | 178 |

LIST OF SCIENTIFIC NAMES (CONTINUED)

| | |
|--|-----|
| <i>Microsorium rubidum</i> (Kunze) Copel. | 180 |
| <i>Microsorium zippelii</i> (Blume) Ching..... | 181 |
| <i>Nephrolepis delicatula</i> (Dcne.) Pichi-Serm. | 132 |
| <i>Nephrolepis falcata</i> (Cav.) C. Chr..... | 134 |
| <i>Oleandra undulata</i> (Willd.) Ching..... | 135 |
| <i>Ophioglossum petiolatum</i> Hook..... | 45 |
| <i>Pityrogramma calomelanos</i> (L.) Link..... | 144 |
| <i>Platycerium holttumii</i> Jonch. & Hennipman. | 183 |
| <i>Platycerium wallichii</i> Hook..... | 183 |
| <i>Polypodium amoenum</i> (J. Sm. ex Hook. et. Grev.) Mett..... | 185 |
| <i>Polypodium argutum</i> (J. Sm. ex Hook. et. Grev.) Hook. | 187 |
| <i>Pteridium aquilinum</i> (L.) Kuhn var. <i>latiusculum</i> (Desv.) Shieh..... | 88 |
| <i>Pteridium aquilinum</i> (L.) Kuhn var. <i>wightianum</i> (J. Agardh) Tryon..... | 89 |
| <i>Pteridium aquilinum</i> (L.) Kuhn var. <i>yarrabense</i> Domin..... | 90 |
| <i>Pteridrys cnemidaria</i> (A. Christ) C. Chr. & Ching..... | 96 |
| <i>Pteris aspericaulis</i> Wall. ex. J. Agardh..... | 201 |
| <i>Pteris asperula</i> J. Smith ex Hieron..... | 202 |
| <i>Pteris biaurita</i> L. | 203 |
| <i>Pteris linearis</i> Poir..... | 205 |
| <i>Pteris longipes</i> D. Don..... | 206 |
| <i>Pteris tripartita</i> Sw..... | 207 |
| <i>Pteris venusta</i> Kunze..... | 207 |
| <i>Pteris vittata</i> L. | 209 |
| <i>Pteris wallichiana</i> J. Agardh. | 210 |
| <i>Pyrrosia adnascens</i> (Sw.) Ching..... | 189 |
| <i>Pyrrosia lingua</i> (Thunb.) Farw. var. <i>heteractis</i> Hovenkamp..... | 191 |
| <i>Pyrrosia lingua</i> (Thunb.) Farw. var. <i>lingua</i> Amer..... | 192 |
| <i>Pyrrosia mannii</i> (Giesenh.) Ching..... | 193 |

LIST OF SCIENTIFIC NAMES (CONTINUED)

| | |
|---|-----|
| <i>Pyrrosia mollis</i> (Kunze) Ching..... | 194 |
| <i>Pyrrosia nuda</i> (Giesenh.) Ching..... | 195 |
| <i>Pyrrosia stigmosa</i> (Sw.) Ching | 196 |
| <i>Pyrrosia tonkinensis</i> (Giesenh.) Ching..... | 198 |
| <i>Pyrrosia varia</i> (Kaulf.) Farw..... | 199 |
| <i>Selaginella amblyphylla</i> Alston..... | 29 |
| <i>Selaginella ciliaris</i> (Retz.) Spring | 30 |
| <i>Selaginella delicatula</i> (Desv.) Alston..... | 31 |
| <i>Selaginella helferi</i> Warb..... | 32 |
| <i>Selaginella inaequalifolia</i> (Hook. & Grev.) Spring | 33 |
| <i>Selaginella involvens</i> (Sw.) Spring..... | 34 |
| <i>Selaginella kurzii</i> Baker..... | 35 |
| <i>Selaginella lindhardii</i> Hieron. | 36 |
| <i>Selaginella minutifolia</i> Spring..... | 37 |
| <i>Selaginella monospora</i> Spring..... | 38 |
| <i>Selaginella pennata</i> (Don) Spring | 39 |
| <i>Selaginella tenuifolia</i> Spring | 40 |
| <i>Selaginella wallichii</i> (Hook. & Grev.) Spring..... | 40 |
| <i>Sphenomeris chinensis</i> (L.) Maxon. | 118 |
| <i>Tectaria angulata</i> (Willd.) C. Chr..... | 99 |
| <i>Tectaria devexa</i> (Kunze) Copel..... | 99 |
| <i>Tectaria fauriei</i> Tagawa | 101 |
| <i>Tectaria fuscipes</i> (Wall. ex Beddome) C. Chr. | 102 |
| <i>Tectaria impressa</i> (Wall. ex Hook.) C. Chr. | 103 |
| <i>Tectaria polymorpha</i> (Wall. ex Hook. & Grev.) Ching | 104 |
| <i>Thelypteris arida</i> (D. Don) Morton | 220 |
| <i>Thelypteris aspera</i> (Presl) K. Iwats. | 221 |
| <i>Thelypteris crinipes</i> (Hook.) K. Iwats. | 223 |

LIST OF SCIENTIFIC NAMES (CONTINUED)

| | |
|--|-----|
| <i>Thelypteris dentata</i> (Forssk.) St. John | 224 |
| <i>Thelypteris glandulosa</i> (Blume) Tagawa & K. Iwats..... | 225 |
| <i>Thelypteris hirtisora</i> (C. Chr.) K. Iwats. | 226 |
| <i>Thelypteris lakhimpurensis</i> (Rosenst.) K. Tagawa..... | 228 |
| <i>Thelypteris nudata</i> (Roxb.) Morton..... | 229 |
| <i>Thelypteris ornata</i> (Wall. ex Beddome) Ching | 231 |
| <i>Thelypteris papilio</i> (C. Hope) K. Iwats. | 232 |
| <i>Thelypteris parasitica</i> (L.) Fosb. | 233 |
| <i>Thelypteris siamensis</i> Tagawa & K. Iwats. | 234 |
| <i>Thelypteris subelata</i> (Baker) K. Iwats..... | 235 |
| <i>Thelypteris terminans</i> (Hook.) Tagawa & K. Iwats. | 237 |
| <i>Thelypteris torresiana</i> (Gaudich) Alston..... | 238 |
| <i>Thelypteris truncata</i> (Poir.) K. Iwats..... | 240 |
| <i>Trichomanes bimarginatum</i> Bosch..... | 114 |
| <i>Vittaria angustifolia</i> Blume | 243 |
| <i>Vittaria sikkimensis</i> Kuhn..... | 244 |

LIST OF TABLES

| TABLE | PAGE |
|--|------|
| 3.1 Climatological Data In 1967-1997..... | 11 |
| 5.1 List of the Pteridophytes at Khunkorn Waterfall Forest Park..... | 15 |
| 6.1 Number of Pteridophytes According to Their Habitats | 271 |
| 6.2 Summary of Pteridophytes Found in Four Protected Areas. | 279 |

LIST OF FIGURES

| FIGURE | PAGE |
|---|------|
| 1.1 Map of approximate location of Khunkorn Waterfalls Forest Park... | 3 |
| 3.1 Topography map of Khunkorn Waterfall forest Park | 12 |
| 3.2 Forest types found at Khunkorn Waterfall Forest Park | 13 |
| 6.1 A summary of ferns and fern allies collected in each forest. | 272 |

LIST OF PHOTOS

| PHOTO | PAGE |
|---|------|
| 1. Khunkorn waterfall, the highest waterfall in Chiang Rai, 800 m a.s.l. | 246 |
| 2. One of microhabitats frequently found in the park. | 246 |
| 3. Deforestation due to shifting cultivation by hill tribes near Ban Pang Khon, 1,350 m. a.s.l. | 246 |
| 4. Hill Evergreen forest, the way to Ban Li So Mae Mon..... | 246 |
| 5. Ban Pang Khon, hill tribes village at 1,300 m a.s.l. | 246 |
| 6. Hill Evergreen forest at 1,500 m a.s.l. near Doi Kia. | 246 |
| 7. Nam Mae Kon, the main stream in the forest park during March-April 1998 | 246 |
| 8. <i>Asplenium macrophyllum</i> Sw. | 247 |
| 9. <i>Asplenium obscurum</i> Blume..... | 247 |
| 10. <i>Asplenium unilaterale</i> Lamk | 247 |
| 11. <i>Asplenium yoshinagae</i> Makino..... | 247 |
| 12. <i>Asplenium perakense</i> Metthew & Christ..... | 247 |
| 13. <i>Asplenium unilaterale</i> Lamk | 247 |
| 14. <i>Asplenium yoshinagae</i> Makino..... | 247 |
| 15. <i>Kuniwatsukia cuspidatum</i> (Beddome) Pichi-Serm..... | 248 |
| 16. <i>Kuniwatsukia cuspidatum</i> (Beddome) Pichi-Serm..... | 248 |
| 17. <i>Diplazium esculentum</i> (Retz) Sw. | 248 |
| 18. <i>Diplazium petri</i> Tardieu..... | 248 |
| 19. <i>Athyrium dissitifolium</i> (Baker) C. Chr..... | 248 |
| 20. <i>Athyrium dissitifolium</i> (Baker) C. Chr..... | 248 |
| 21. <i>Diplazium muricatum</i> (Mett.) Alderw..... | 248 |
| 22. <i>Diplazium muricatum</i> (Mett.) Alderw. | 248 |
| 23. <i>Diplazium simplicivenium</i> Holttum..... | 249 |
| 24. <i>Diplazium simplicivenium</i> Holttum..... | 249 |
| 25. <i>Diplazium simplicivenium</i> Holttum..... | 249 |

LIST OF PHOTOS (CONTINUED)

| | |
|--|-----|
| 26. <i>Diplazium leptophyllum</i> A. Christ | 249 |
| 27. <i>Brainea insignis</i> (Hook.) J. Smith | 249 |
| 28. <i>Blechnum oreintale</i> L. | 249 |
| 29. <i>Diplazium polypodioides</i> Blume | 249 |
| 30. <i>Diplazium leptophyllum</i> A. Christ | 249 |
| 31. <i>Cyathea gigantea</i> (Wall. ex Hook.) Holttum | 250 |
| 32. <i>Humata repens</i> (L. f.) Diels..... | 250 |
| 33. <i>Humata repens</i> (L. f.) Diels..... | 250 |
| 34. <i>Leucostegia immersa</i> (Wall. ex Hook.) Presl | 250 |
| 35. <i>Cyathea gigantea</i> (Wall. ex Hook.) Holttum | 250 |
| 36. <i>Araiostegia pulchra</i> (Don) Copel. | 250 |
| 37. <i>Leucostegia immersa</i> (Wall. ex Hook.) Presl..... | 250 |
| 38. <i>Davallia trichomanoides</i> Blume var. <i>lorrainii</i> (Hance) Holttum..... | 251 |
| 39. <i>Microlepia calvescens</i> (Wall. ex. Hook.) Presl | 251 |
| 40. <i>Microlepia speluncae</i> (L.) Moore | 251 |
| 41. <i>Microlepia strigosa</i> (Thunb.) Presl | 251 |
| 42. <i>Davallia trichomanoides</i> Blume var. <i>lorrainii</i> (Hance) Holttum..... | 251 |
| 43. <i>Davallia trichomanoides</i> Blume var. <i>trichomanoides</i> | 251 |
| 44. <i>Davallia trichomanoides</i> Blume var. <i>trichomanoides</i> | 251 |
| 45. <i>Microlepia strigosa</i> (Thunb.) Presl | 251 |
| 46. <i>Pteridium aquilinum</i> (L.) Kuhn var. <i>wightianum</i> (J. Agardh) Tryon | 252 |
| 47. <i>Hypolepis punctata</i> (Thunb.) Mett. ex Kuhn..... | 252 |
| 48. <i>Pteridium aquilinum</i> (L.) Kuhn var. <i>yarrabense</i> Domin..... | 252 |
| 49. <i>Cibotium barometz</i> (L.) J. Smith | 252 |
| 50. <i>Pteridium aquilinum</i> (L.) Kuhn var. <i>wightianum</i> (Ag.) Tryon | 252 |
| 51. <i>Pteridium aquilinum</i> (L.) Kuhn var. <i>latiusculum</i> (Desv.) Shieh | 252 |
| 52. <i>Cibotium barometz</i> (L.) J. Smith | 252 |

LIST OF PHOTOS (CONTINUED)

| | |
|---|-----|
| 53. <i>Cibotium barometz</i> (L.) J. Smith | 252 |
| 54. <i>Arachniodes henryi</i> (A. Christ) Ching..... | 253 |
| 55. <i>Dryopteris cochleata</i> (D. Don.) C. Chr. | 253 |
| 56. <i>Tectaria fauriei</i> Tagawa | 253 |
| 57. <i>Tectaria impressa</i> (Wall. ex Hook.) C. Chr. | 253 |
| 58. <i>Dryopteris cochleata</i> (D. Don.) C. Chr. | 253 |
| 59. <i>Tectaria impressa</i> (Wall. ex Hook.) C. Chr. | 253 |
| 60. <i>Tectaria impressa</i> (Wall. ex Hook.) C. Chr. | 253 |
| 61. <i>Tectaria polymorpha</i> (Wall. ex Hook. & Grev.) Ching | 254 |
| 62. <i>Tectaria polymorpha</i> (Wall. ex Hook. & Grev.) Ching | 254 |
| 63. <i>Tectaria fuscipes</i> (Wall. ex Beddome) C. Chr. | 254 |
| 64. <i>Dicranopteris linearis</i> (Burm.f.) Ungerw. var. <i>montana</i> Holttum..... | 254 |
| 65. <i>Tectaria polymorpha</i> (Wall. ex Hook. & Grev.) Ching | 254 |
| 66. <i>Tectaria angulata</i> (Willd.) C. Chr. | 254 |
| 67. <i>Dicranopteris linearis</i> (Burm.f.) Underw. var. <i>linearis</i> | 254 |
| 68. <i>Dicranopteris linearis</i> (Burm.f.) Underw. var. <i>linearis</i> | 254 |
| 69. <i>Dicranopteris curranii</i> Copel | 255 |
| 70. <i>Hymenophyllum exsertum</i> Wall. ex Hook. | 255 |
| 71. <i>Hymenophyllum exsertum</i> Wall. ex Hook. | 255 |
| 72. <i>Trichomanes bimarginatum</i> Bosch..... | 255 |
| 73. <i>Dicranopteris curranii</i> Copel | 255 |
| 74. <i>Hymenophyllum acantoides</i> (Bosch) Roscenst | 255 |
| 75. <i>Hymenophyllum polyanthos</i> (Sw.) Sw. | 255 |
| 76. <i>Trichomanes bimarginatum</i> Bosch..... | 255 |
| 77. <i>Lindsaea ensifolia</i> Sw..... | 256 |
| 78. <i>Bolbitis heteroclita</i> (Presl) Ching ex C. Chr | 256 |
| 79. <i>Bolbitis simensis</i> (Baker) K. Iwats. var. <i>costulata</i> (Hook.) Tagawa & K. Iwats..... | 256 |

LIST OF PHOTOS (CONTINUED)

| | |
|--|-----|
| 80. <i>Bolbitis virens</i> (Hook. & Grev.) Schott var. <i>virens</i> | 256 |
| 81. <i>Sphenomeris chinensis</i> L. Maxon | 256 |
| 82. <i>Bolbitis heteroclita</i> (Presl) Ching ex C. Chr | 256 |
| 83. <i>Bolbitis virens</i> (Hook. & Grev.) Schott var. <i>virens</i> | 256 |
| 84. <i>Bolbitis appendiculata</i> (Willd.) K. Iwats. | 257 |
| 85. <i>Lomagramma grossoserrata</i> Holttum | 257 |
| 86. <i>Lomagramma grossoserrata</i> Holttum | 257 |
| 87. <i>Elaphoglossum yoshinagae</i> (Yatabe) Makino..... | 257 |
| 88. <i>Elaphoglossum stelligerum</i> (Wall. ex Baker) Moore ex Alston & Bonner..... | 257 |
| 89. <i>Elaphoglossum stelligerum</i> (Wall. ex Baker) Moore ex Alston & Bonner..... | 257 |
| 90. <i>Elaphoglossum yoshinagae</i> (Yatabe) Makino..... | 257 |
| 91. <i>Lomagramma grossoserrata</i> Holttum | 257 |
| 92. <i>Lycopodium cernuum</i> L. | 258 |
| 93. <i>Ophioglossum petiolatum</i> Hook | 258 |
| 94. <i>Nephrolepis falcata</i> (Cav.) C. Chr..... | 258 |
| 95. <i>Lycopodium hamiltonii</i> Spreng..... | 258 |
| 96. <i>Nephrolepis delicatula</i> (Dcne.) Pichi-Serm. | 258 |
| 97. <i>Nephrolepis falcata</i> (Cav.) C. Chr..... | 257 |
| 98. <i>Oleandra undulata</i> (Willd.) Ching | 258 |
| 99. <i>Pityrogramma calomelanos</i> (L.) Link | 258 |
| 100. <i>Pityrogramma calomelanos</i> (L.) Link | 259 |
| 101. <i>Adiantum philippense</i> L..... | 259 |
| 102. <i>Cheilanthes tenuifolia</i> (Burm.f.) Sw. | 259 |
| 103. <i>Cheilanthes tenuifolia</i> (Burm.f.) Sw. | 259 |
| 104. <i>Adiantum philippense</i> L..... | 259 |
| 105. <i>Adiantum caudatum</i> L. | 259 |

LIST OF PHOTOS (CONTINUED)

| | |
|--|-----|
| 106. <i>Adiantum caudatum</i> L. | 259 |
| 107. <i>Cheilanthes belangeri</i> (Bory) C. Chr. | 259 |
| 108. <i>Cheilanthes belangeri</i> (Bory) C. Chr. | 259 |
| 109. <i>Drynaria</i> sp. | 260 |
| 110. <i>Drynaria propinqua</i> (Wall. ex Mett.) J. Sm. ex Beddome..... | 260 |
| 111. <i>Lepisorus heterolepis</i> (Rosenst.) Ching | 260 |
| 112. <i>Drynaria</i> sp. | 260 |
| 113. <i>Drynaria parishii</i> (Beddome) Beddome | 260 |
| 114. <i>Loxogramme involuta</i> (D. Don) Presl | 260 |
| 115. <i>Loxogramme involuta</i> (D. Don) Presl | 260 |
| 116. <i>Lepisorus contortus</i> (A. Christ) Ching | 260 |
| 117. <i>Lepisorus nudus</i> (Hook.) Ching..... | 261 |
| 118. <i>Lepisorus nudus</i> (Hook.) Ching..... | 261 |
| 119. <i>Microsorium rubidum</i> (Kunze) Copel. | 261 |
| 120. <i>Lepisorus scolopendrium</i> (Ham. ex D. Don) Tagawa..... | 261 |
| 121. <i>Lepisorus subconfluens</i> Ching | 261 |
| 122. <i>Microsorium punctatum</i> (L.) Copel. | 261 |
| 123. <i>Lepisorus suboligolepidus</i> Ching | 261 |
| 124. <i>Microsorium zippelii</i> (Blume) Ching | 261 |
| 125. <i>Microsorium pteropus</i> (Blume) Copel | 261 |
| 126. <i>Microsorium pteropus</i> (Blume) Copel | 261 |
| 127. <i>Microsorium membranaceum</i> (D. Don.) Ching..... | 262 |
| 128. <i>Polypodium amoenum</i> (J. Sm. ex Hook. et. Grev.) Mett..... | 262 |
| 129. <i>Polypodium argutum</i> (J. Sm. ex Hook. et. Grev.) Hook. | 262 |
| 130. <i>Arthomeris amplexifolia</i> (A. Christ) Ching..... | 262 |
| 131. <i>Polypodium amoenum</i> (J. Sm. ex Hook. et. Grev.) Mett..... | 262 |
| 132. <i>Microsorium cuspidatum</i> (D. Don.) Tagawa..... | 262 |
| 133. <i>Crypsinus oxylobus</i> (Wall. ex. Kunze) Sledge | 262 |

LIST OF PHOTOS (CONTINUED)

| | |
|---|-----|
| 134. <i>Crypsinus cruciformis</i> (Ching) Tagawa | 262 |
| 135. <i>Crypsinus cruciformis</i> (Ching) Tagawa | 262 |
| 136. <i>Platycterium holttumii</i> Jonch. & Hennipman | 263 |
| 137. <i>Pyrrosia lingua</i> (Thunb.) Farw. var. <i>lingua</i> Amer | 263 |
| 138. <i>Pyrrosia nuda</i> (Giesenh.) Ching..... | 263 |
| 139. <i>Pyrrosia mollis</i> (Kunze) Ching..... | 263 |
| 140. <i>Pyrrosia lingua</i> (Thunb.) Farw. var. <i>heteractis</i> Hovenkamp | 263 |
| 141. <i>Pyrrosia varia</i> (Kaulf.) Farw..... | 263 |
| 142. <i>Pyrrosia adnescens</i> (Sw.) Ching | 263 |
| 143. <i>Pyrrosia mannii</i> (Giesenh.) Ching..... | 263 |
| 144. <i>Pyrrosia stigmosa</i> (Sw.) Ching | 264 |
| 145. <i>Pteris venusta</i> Kunze | 264 |
| 146. <i>Lygodium salicifolium</i> Presl. | 264 |
| 147. <i>Pteris wallichiana</i> J. Agardh. | 264 |
| 148. <i>Pteris biaurita</i> L. | 263 |
| 149. <i>Pteris longipes</i> D. Don | 264 |
| 150. <i>Lygodium salicifolium</i> Presl. | 264 |
| 151. <i>Peris tripatita</i> Sw..... | 264 |
| 152. <i>Lygodium polystachyum</i> Wall. ex Moore | 265 |
| 153. <i>Selaginella pennata</i> (Don) Spring | 265 |
| 154. <i>Selaginella pennata</i> (Don) Spring | 265 |
| 155. <i>Selaginella wallichii</i> (Hook. & Grev.) Spring | 265 |
| 156. <i>Selaginella wallichii</i> (Hook. & Grev.) Spring | 265 |
| 157. <i>Lygodium polystachyum</i> Wall. ex Moore | 265 |
| 158. <i>Lygodium flexuosum</i> (L.) Sw..... | 265 |
| 159. <i>Lygodium flexuosum</i> (L.) Sw..... | 265 |
| 160. <i>Selaginella minutifolia</i> Spring | 265 |
| 161. <i>Selaginella minutifolia</i> Spring..... | 265 |

LIST OF PHOTOS (CONTINUED)

| | |
|--|-----|
| 162. <i>Selaginella ciliaris</i> (Retz.) Spring | 266 |
| 163. <i>Selaginella ciliaris</i> (Retz.) Spring | 266 |
| 164. <i>Selaginella kurzii</i> Baker..... | 266 |
| 165. <i>Selaginella tenuifolia</i> Spring | 266 |
| 166. <i>Selaginella ciliaris</i> (Retz.) Spring | 266 |
| 167. <i>Selaginella helferi</i> Warb..... | 266 |
| 168. <i>Selaginella helferi</i> Warb..... | 266 |
| 169. <i>Selaginella lindhardii</i> Hieron. | 266 |
| 170. <i>Selaginella tenuifolia</i> Spring | 266 |
| 171. <i>Selaginella lindhardii</i> Hieron. | 266 |
| 172. <i>Selaginella involvens</i> (Sw.) Spring..... | 267 |
| 173. <i>Selaginella involvens</i> (Sw.) Spring..... | 267 |
| 174. <i>Thelypteris dentata</i> (Forssk.) St. John | 267 |
| 175. <i>Selaginella monospora</i> Spring..... | 267 |
| 176. <i>Selaginella monospora</i> Spring..... | 267 |
| 177. <i>Thelypteris torresiana</i> (Gaud.) Alston | 267 |
| 178. <i>Thelypteris arida</i> (D. Don) Morton | 267 |
| 179. <i>Thelypteris dentata</i> (Forssk.) St. John | 267 |
| 180. <i>Thelypteris subelata</i> (Baker) K. Iwats..... | 267 |
| 181. <i>Thelypteris crinipes</i> (Hook.) K. Iwats. | 268 |
| 182. <i>Thelypteris aspera</i> (Presl) K. Iwats. | 268 |
| 183. <i>Thelypteris nudata</i> (Roxb.) Morton..... | 268 |
| 184. <i>Thelypteris truncata</i> (Poir.) K. Iwats..... | 268 |
| 185. <i>Thelypteris nudata</i> (Roxb.) Morton..... | 268 |
| 186. <i>Thelypteris hirtisora</i> (C. Chr.) K. Iwats. | 268 |
| 187. <i>Thelypteris truncata</i> (Poir.) K. Iwats..... | 268 |
| 188. <i>Thelypteris papilio</i> (C. Hope) K. Iwats. | 268 |
| 189. <i>Thelypteris papilio</i> (C. Hope) K. Iwats. | 268 |

LIST OF PHOTOS (CONTINUED)

| | |
|---|-----|
| 190. <i>Thelypteris ornata</i> (Wall. ex Beddome) Ching | 269 |
| 191. <i>Thelypteris terminans</i> (Hook.) Tagawa & K. Iwats. | 269 |
| 192. <i>Antrophyum callifolium</i> Blume | 269 |
| 193. <i>Vittaria angustifolia</i> Blume | 269 |
| 194. <i>Thelypteris ornata</i> (Wall. ex Beddome) Ching | 269 |
| 195. <i>Thelypteris terminans</i> (Hook.) Tagawa & K. Iwats. | 269 |
| 196. <i>Antrophyum callifolium</i> Blume | 269 |
| 197. <i>Vittaria angustifolia</i> Blume | 269 |