

**CHILD HEALTH (UNDER 5 YEARS OLD) INFORMATION
SYSTEM DEVELOPMENT FOR HOLISTIC HEALTH CARE
IN HEALTH CENTER DOK KAM TAI DISTRICT
PHAYAO PROVINCE**



Mr. Warasin Padmala

**A Thesis Submitted in Fulfillment of the Requirements
for the Degree of Master of Public Health in Health system Development
College of Public Health
Chulalongkorn University
Academic Year 2002
ISBN 974-9599-19-5**

Copyright of Chulalongkorn University


Thesis Title : Child Health (Under 5 Years Old) Information System
Development for Holistic Health Care in Health Center
Dokkamtai District, Phayao Province

By : Warasin Padmala


Program : Master of Public Health (Health Systems Development)
College of Public Health


Thesis Advisor : Tanawat Likitkererat, M.Sc.


Accepted by the College of Public Health, Chulalongkorn University, Bangkok
Thailand in Partial Fulfillment of the Requirements for the Master's Degree

..... Dean of the College of Public Health
(Samlee Plianbangchang, M.D., Dr.P.H.)

THESIS COMMITTEE

..... Chairperson
(Associate Professor Sathirakorn Pongpanich, M.A., Ph.D.)

..... Thesis Advisor
(Tanawat Likitkererat, M.Sc.)

..... Member
(Jasada Pichaijumphon, M.D.)

PH: 972091 : MAJOR HEALTH SYSTEMS DEVELOPMENT PROGRAMME
KEY WORD : INFORMATION SYSTEM / INFORMATION TECHNOLOGY /
HOLISTIC CARE / HEALTH CENTER / AIC TECHNIQUE / TARGET GROUP

WARASIN PADMALA: CHILD HEALTH (UNDER 5 YEARS OLD)
INFORMATION SYSTEM DEVELOPMENT FOR HOLISTIC HEALTH
CARE IN HEALTH CENTER DOK KAM TAI DISTRICT PHAYAO
PROVINCE. THESIS ADVISOR: TANAWAT LIKITKERERAT, M.Sc.,
77pp. ISBN 974-9599-19-15

The project of “Child health (under 5 years old) information system development for holistic health care in health center” was operated by Dokkamtai District Health office Phayao Province. The objectives of this project were: 1. To develop information system that serves comprehensive and continuum public health service in 0 – 5 years old subject. 2. To obtain essential information of target group for a complete, timely, and precise reporting to superior 3. To reduce workload of information by applying minimal work load but high efficiency information technology.

Methods This project was applied AIC technique to encourage all the personnel of the organization to participate in work improvement. The development emphasizes on human resource as a center. Initially, the information system of a target group consists of 0 to 5 year-old children to develop a system that serves a lifetime

Result The information system development with human-centered emphasis e.g. the 0 to 5 year-old target group, is a personal recording system. The recording system has designed a framework of information that is simple to record and file, with continuity for a lifetime, and integrated all standardized basic services of a health center with family and social context. By the way, there was an analysis of the basic service activities and the analysis of information required. The requirement was for planning, monitoring, and evaluation of services and impacts.

Discussion and conclusion This project could achieve its goals. It has information of the target group (0 – 5 year) individually both in traits and quantity aspect, which is utilizable in service planning for the target group. The information could be used to follow up the outcome, assess the coverage of service, and quantity of service activity and could be continuously used for the target group from their birth to the present, which truly leads to the holistic care. The obtained information can be analyzed and processed for other organizations as required or routine reporting more precisely and quickly. Database with information technology could greatly reduce workload of health workers. They could spend more time for care service.

Field of study Health Systems Development **Student's signature** Warasin
Academic year 2002 **Advisor's signature** Tawat

ACKNOWLEDGEMENTS

First of all, I would like to give my grateful thank to the college of Public Health, Chulalongkorn University for teaching this program “Learning at the workplace” and giving me the opportunity to further explore my thoughts.

I would like to express my sincere gratitude to all academic staff of the college of Public Health, Chulalongkorn University for their guidance, kindness and care throughout this course.

I am very grateful and appreciative to Ajarn Thanawat Likitkererat my advisor for his guidance, kindness, and deep concern through the whole process of my study and data analysis. I have been very impressed and grateful.

The Dokkamtai District Health Office is acknowledged for providing financial support through my study. In addition, I wish to thank the group of people and all staff who cooperate in this study by providing support information. I also wish to thank Mr.Chalerm Jai-un, Mr. Chatchawan Boonreang and the Information Center of Phayao Provincial Health Office for their valuable advice on the computer software , and data gathering method.

Finally I would like to express my grateful thank to family and my colleagues, for their warmest concern, support, and encouragement during the thesis presentation.

Warasin Padmala

TABLE OF CONTENTS

	Page
ABSTRACT.....	iii
ACKNOWLEDGEMENTS	iv
TABLE OF CONTENTS	v
LIST OF TABLES	vii
LIST OF FIGURES	viii
CHAPTER I: INTRODUCTION.....	1
CHAPTER II: PROJECT DESCRIPTION.....	5
2.1 Rationale.....	5
2.2 Goals & Objectives.....	20
2.3 Approaches, Methods, and/or Technique.....	21
2.4 Activity Plan with Timetable.....	25
2.5 Problems Conflicts, and Means for Resolution.....	26
2.6 Expected Outcome.....	27
2.7 Budget.....	27
CHAPTER III: PROJECT EVALUATION.....	28
3.1 Introduction.....	28
3.2 Purpose.....	28
3.3 Evaluation Questions.....	29

3.4	Evaluation Design.....	30
3.5	Data Collection Methods.....	31
3.6	Data Analysis and Results.....	31
CHAPTER IV: DISCUSSION AND CONCLUSION.....		55
4.1	Discussion.....	55
4.2	Conclusion.....	59
CHAPTER V: RECOMMENDATIONS.....		60
REFERENCES.....		63
APPENDICES.....		65
CURRICULUM VITAE.....		77

LIST OF TABLES

	Page
Table 1 : The categories of reports done by Health Centers in Dokkamtai District in the fiscal year 2000.....	6
Table 2 : The illustration of time consumption and budget for Health Centers in Dokkamtai District in the fiscal year 2000.....	8
Table 3 : Activity plan with timetable.....	25
Table 4 : Problem, conflicts, and means for resolution.....	26
Table 5 : Budget (by Dokkamtai Health District Fund).....	27
Table 6 : Evaluation design.....	30
Table 7 : The comprehensive care of the target health centers.....	32
Table 8 : The analysis on the utilization requirement of information from the comprehensive care to the target group in health center.....	33
Table 9 : The action plan including goals, method, and budget.....	38
Table 10 : Dokkamtai health centers individual record of 0 – 5 year-old.....	41
Table 11 : Provision of computer set with accessory to every health center.....	42
Table 12 : Manpower development in computer skill.....	43
Table 13 : Method and advantage of the collected data.....	46
Table 14 : Percentage of time consumption of health workers for recording task, Dokkamtai district, Phayao 2000 – 2001.....	48
Table 15 : Coverage of vaccination for children under 5 in responsible area of Dokkamtai district, fiscal year 200-2001.....	50

LIST OF FIGURES

	Page
Figure 1 : The chart of record and report form of Ministry of Public Health	4
Figure 2 : The flow chart indicated the circulation in the information system of the health's in Dokkamtai District, fiscal year 2000	10
Figure 3 : The AIC Model	16
Figure 4 : Power system characteristics	17
Figure 5 : Under 5 years children health information system development for holistic health care in health center	21
Figure 6 : Intervention and sub intervention for Anticipated information	23
Figure 7 : Dokkamtai Public health information system development	40
Figure 8 : Data collection and updating	45
Figure 9 : Percentage of time consumption of health workers for recording task, Dokkamtai district, Phayao 2000 and 2001	47
Figure 10 : Coverage of vaccination for children under 5 in responsible area of Dokkamtai district, fiscal year 2000 – 2001	50
Figure 11 : Percentage of health center, which could submit monthly report in time (by the 5 th of the month)	51
Figure 12 : Data flow structure of information, Dokkamtai district	52