

IMPROVING DRUG USE IN HEALTH CENTERS, MUANG DISTRICT,
KANCHANABURI PROVINCE, THAILAND

Punnarasri Jariyanuwat

A Thesis Submitted in Partial Fulfillment of the Requirements

for the Degree of Master of Public Health

Health Systems Development Programme

College of Public Health

Chulalongkorn University

Academic Year 2000

ISBN: 974-130-791-8

© College of Public Health, Chulalongkorn University

Bangkok, Thailand

11958064X


Thesis Title : Improving Drug Use in Health Centers, Muang
District, Kanchanaburi Province, Thailand

By : Punnarasri Jariyanuwat


Program : Master of Public Health (Health Systems Development)
College of Public Health


Thesis Advisor : Sathirakorn Pongpanich, M.A., Ph.D.


Accepted by the College of Public Health, Chulalongkorn University,
Bangkok Thailand in Partial Fulfillment of the Requirements for the Master's Degree

....., Dean of the College of Public Health
(Samlee Plianbangchang, M.D., Dr.P.H.)

THESIS COMMITTEE

....., Chairman
(Ratana Somrongthong, M.A.)

....., Thesis Advisor
(Assistant Professor Sathirakorn Pongpanich, M.A., Ph.D.)

....., Member
(Professor Edgar J. Love, M.D., Ph.D.)

ABSTRACT

The theme of the portfolio thesis is drug use. Irrational drug use was selected as a public health problem due to a role of drug in saving lives and improving health. The focus was on the health personnel who work at health centers where the basic health service are provided, because their behavior effect directly to people's health status.

This portfolio thesis consists of five major parts: - (1) an essay on how to improve drug use in health centers, Muang district, Kanchanaburi province, Thailand. It stated information background of health centers and their situation in use of drug. Three approaches, to improve the drug use situation, were identified: - educational strategies, managerial strategies, and regulatory strategies. The intervention, which combines element from all three types of strategies, was recommended. (2) A proposal to improve situation of drug use in health center by using a set of World Health Organization indicators combined with participatory approach. It described the practical steps, starting with baseline study to participatory action to improve the situation. (3) A report on a data exercise in investigating drug use in a health center. The result showed problems on number of drug described and encounter of antibiotic. (4) A presentation, theme of improving drug use in health center, outlined the portfolio thesis as a whole. (5) An annotated bibliography presented selected major literatures that were consulted during the study.

ACKNOWLEDGEMENT

This thesis would not have been possible without the generous help and support of many people. My greatest debt is to all the writers and researchers who have developed the body of knowledge in the field of rational use of drug, especially the World Health Organization, that allow me to shape this study.

I would like to express my sincere gratitude to Dr. Sathirakorn Pongpanich, my advisor, for his continual supervision and valuable advice. My special obligation is to Dr. Stephen King, Dr. Nuntavarn Vichit-Vadakan, and Professor Edgar J. Love for their guidance and endless support. My honest thanks go to Herbert Haar III, who read my manuscript. I am indebted to Ajarn Wacharin Tanyanont, and Ajarn Ratana Somrongthong, for their consistent encouragement and many valuable materials.

My appreciation goes to my classmate, for their outright critiques, friendship, and support. My special thanks go to Sunanta Wongchalee, Kingkaew Kaewbunroung, and all CPH and projects' staff for their assistance and caring. I would like to express my gratitude to Surapong Tantasrikul, M.D., and Sopol Mekton, M.D., my bosses, for their approval of my study leave and extensive support.

Finally, a note of earnest thanks goes to Ajarn Channawong Burapat, who lit the spark; tends the flame; provides unlimited support, encouragement and inspiration; and has been teaching me to believe in myself. Without you, I would never have this day, thank you.

TABLE OF CONTENTS

	Page
ABSTRACT _____	iii
ACKNOWLEDGEMENT _____	iv
TABLE OF CONTENTS _____	v
LIST OF TABLES _____	viii
LIST OF FIGURES _____	viii
LIST OF DIAGRAMS _____	viii
CHAPTER I: INTRODUCTION _____	1
CHAPTER II: EASSAY	
2.1 Introduction _____	5
2.2 Health center _____	9
2.3 Rational use of drug _____	11
2.4 Irrational drug use _____	14
2.5 Factors underlying irrational use of drugs _____	16
2.6 Consequences of problem situation _____	19
2.7 Improving the problem situation _____	20
2.8 Conclusion _____	27
References _____	28

CHAPTER III: PROPOSAL

3.1	Introduction	30
3.2	Background	31
3.3	Objectives	42
3.4	Method	42
3.5	Activity plan	49
3.6	Manpower requirement	56
3.7	Budget	59
3.8	Evaluation plan	63
3.9	Expected outcome	63
3.10	Ethical issues	64
3.11	Constraints	65
3.12	Limitations	66
	References	67

CHAPTER IV: DATA EXERCISE

4.1	Introduction	68
4.2	Methodologies	69
4.3	Data collection tool	69
4.4	Logistical preparation of field work	71
4.5	Technical preparation for field work	72
4.6	Collecting data	74
4.7	Analyze data	75
4.8	Present results	86

4.9	Lessons learned and recommendations _____	89
4.10	Limitations _____	90
4.11	Conclusion _____	91
CHAPTER V: PRESENTATION _____		92
CHAPTER VI: ANNOTATED BIBLIOGRAPHY _____		103
6.1	Search method _____	103
6.2	Annotated bibliography _____	105
APPENDICES :		
Appendix 1	Prescribing Indicator Form _____	113
Appendix 2	Detailed Prescribing Encounter Form _____	114
Appendix 3	Patient Care Form _____	115
Appendix 4	Facility Summary Form _____	116
Appendix 5	Facility Indicator Reporting Form _____	117
Appendix 6	Drug Use Indicators Consolidation Form _____	118
Appendix 7	Sample Size and Critical Number of Failures for LQAS _____	119
Appendix 8	Examples of Earlier Studies _____	120
Appendix 9	1999 National List of Essential Drug _____	121
Appendix 10	1999 List of Essential Drug for Health Centers _____	126
Appendix 11	References _____	128
CURRICULUM VITAE _____		134

LIST OF TABLES

		Page
Table 2.1	Numbers of outpatient visit at health facilities _____	11
Table 3.1	Population of Muang District, Kanchanaburi by Tambon _____	32
Table 3.2	Population of Muang District, Kanchanaburi by Age _____	33
Table 3.3	Health facilities in Muang District, Kanchanaburi by Tambon _____	34
Table 3.4	1999 Causes of Sickness of Outpatient (1,000 population) _____	35
Table 3.5	1999 Causes of Sickness of In-patient (100,000 population) _____	36
Table 3.6	1999 Number and Rate of Diseases under Surveillance _____	36
Table 3.7	Health Manpower per 1,000 Population _____	37
Table 3.8	Health Centers by Type and Location _____	38

LIST OF FIGURE

Figure 2.1	Outpatient visits at health facilities, 1977-1995 _____	10
------------	---	----

LIST OF DIAGRAM

Diagram 2.1	The process of rational treatment _____	13
-------------	---	----