

CHAPTER V

RESULTS AND DISCUSSION

In this chapter, the results and discussion are divided into the following sections. Section 5.1 reports characterization of spinel type zinc gallate and zinc aluminate catalysts, Section 5.2 shown catalytic reaction at difference condition.

5.1 Characterization of zinc gallate and zinc aluminate

5.1.1 X-ray diffraction patterns (XRD)

The XRD patterns of the synthesized products with various Zn/Ga atomic ratios in the starting mixture obtained from glycothermal reaction at 300°C for 2 h are given in Figure 5.1. The spectra are similar with XRD pattern of ZnGa₂O₄ (spinel phase) [20], which were shown that spinel phase was formed without contamination with other phases such as ZnO and Ga₂O₃ at the starting atomic ratio Zn/Ga 0.5 and 0.25 (stoichiometric ratio). However, at starting Zn/Ga atomic ratios equal to 0.33 and 1.00 showed the peaks of contaminate phase of gallium oxide and zinc oxide, respectively.

For ZnAl₂O₄ the XRD patterns are shown in figure 5.2. The spectra are similar with XRD pattern of ZnAl₂O₄ (spinel phase) [20]. The sample with Zn/Al atomic ratio of 0.50 exhibited the completely similar XRD characteristic peak to the spinel phase. As for the samples with higher Zn/Al ratio (1.00) another peaks were observed which should be ascribed to the presence of an excess amount of ZnO and smaller. Zn/Al ratio (0.33) another peaks were observed which should be ascribed to the presence of an excess amount of Al₂O₃.

5.1.2 BET surface area

The total surface areas of catalysts were measured by BET single point method. Results are shown in Tables 5.1 and 5.2.

Table 5.1 Total surface area by BET single point method

Sample	BET Surface area (m ² /g)
ZnGa ₂ O ₄	
Zn/Ga 1.00	61.04
Zn/Ga 0.50	41.33
Zn/Ga 0.33	44.36
Zn/Ga 0.25	47.42
ZnAl ₂ O ₄	
Zn/Al 1.00	82.06
Zn/Al 0.50	113.06
Zn/Al 0.33	144.45

Sangthonganothai, P. [20] found that the BET surface areas of zinc gallate and zinc aluminate synthesis by glycothermal method was higher than those synthesized by other methods.

ศูนย์วิทยทรัพยากร
จุฬาลงกรณ์มหาวิทยาลัย

Table 5.2 Total surface area by BET single point method and crystallize size*.

Sample	BET Surface area	d ^b (nm)	d ^c (nm)
ZnGa₂O₄			
Zn/Ga 1.00	67.69	14.42	14.33
Zn/Ga 0.50	52.27	18.13	18.33
Zn/Ga 0.33	76.51	10.80	10.67
ZnAl₂O₄			
Zn/Al 1.00	86.72	12.36	12.67
Zn/Al 0.50	155.68	9.81	9.67
Zn/Al 0.33	156.35	7.98	7.99

* referred to Sangthonganothai, P [20].

^b Crystallite size of products calculated from Scherer equation using KCl as an internal standard.

^c Crystallite size of products from TEM photograph.

ศูนย์วิทยทรัพยากร
จุฬาลงกรณ์มหาวิทยาลัย

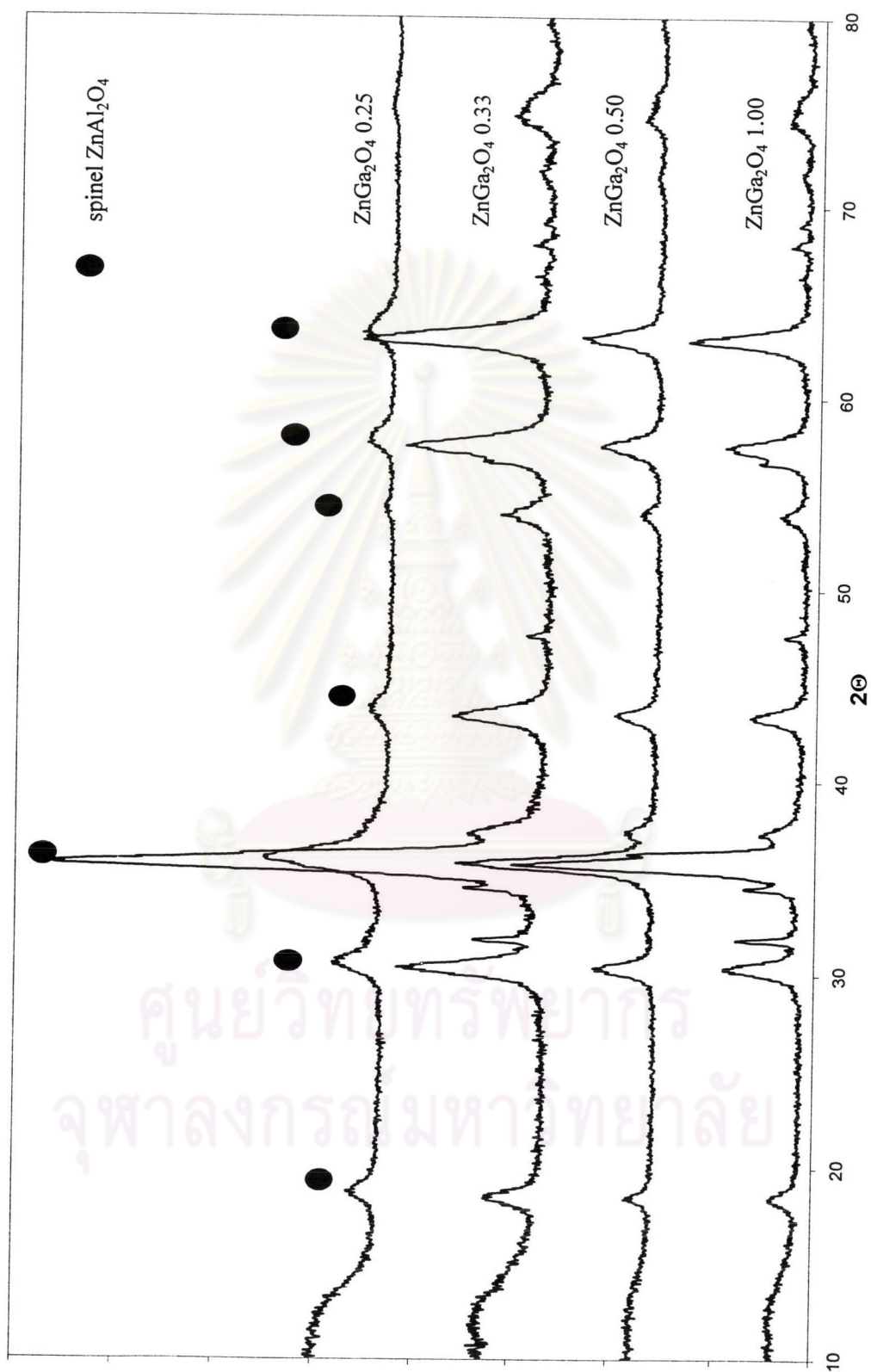


Figure 5.1 X-ray Diffraction pattern of zinc gallate (ZnGa₂O₄)

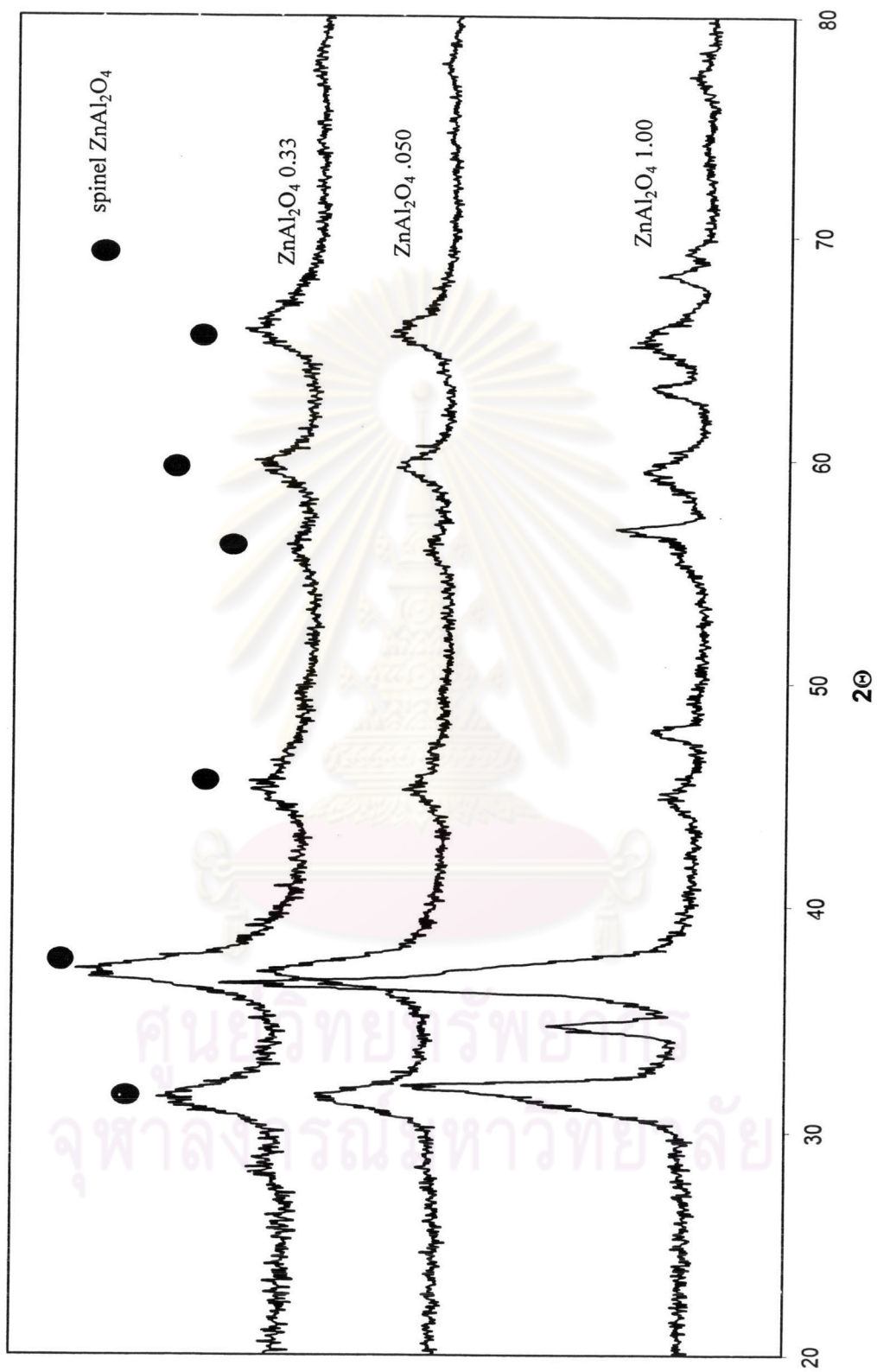


Figure 5.2 X-ray Diffraction pattern of zinc aluminate (ZnAl₂O₄)

5.2 Catalytic reaction

The catalytic property of the zinc gallate and zinc aluminate catalyst is investigated by using the oxidative dehydrogenation reaction as the test reaction. Catalyst pretreated in inert gas can be selected the better performance for oxidative dehydrogenation [30]. For all experimental, the major product was propylene along with small amounts of ethane, ethylene, and methane.

5.2.1 Catalyst test for zinc gallate (ZnGa_2O_4)

The catalytic property of ZnGa_2O_4 catalyst is presented in figure 5.3 and figure 5.4. The propane conversion increases slightly with increasing temperatures from 400°C to 450°C, when the reaction temperature is higher than 450°C, the propane conversion increases rapidly, while the selectivity to propylene decreases rapidly with increased temperatures from 400 °C to 500 °C, then the reaction is higher than 500 °C, propylene selectivity is decreases slightly. The cause of the reduction in propylene selectivity at high reaction temperatures is due to the further oxidation of propylene to combustion products. For ZnGa_2O_4 atomic ratio 0.50, at reaction temperatures 500°C-600°C propane selectivity increases slightly to 20%.

Propylene yield of ZnGa_2O_4 is presented in Figure 5.5, the curve of yield of ZnGa_2O_4 atomic ratios 0.33 and 0.25 is similar, and the yield is about 5-8 %. Propylene yield increases slightly with increasing reaction temperatures from 400°C to 500°C for ZnGa_2O_4 atomic ratio 0.50 and for 400°C to 550°C for ZnGa_2O_4 atomic ratio 1.00. Then the reaction temperatures higher than 500°C and 550°C propylene yield increase rapidly to 13 % and 17 %, respectively. For ZnGa_2O_4 atomic ratio 0.50 propylene yields increase at reaction temperatures 500°C-600°C.

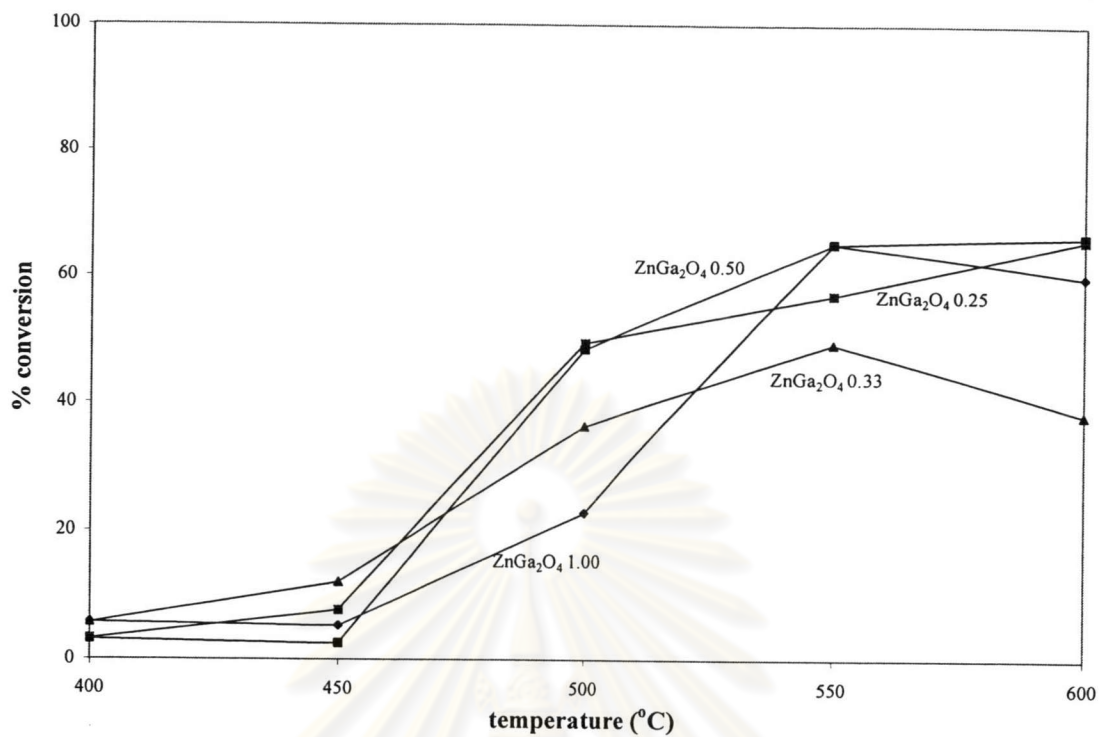


Figure 5.3 Propane conversion of oxidative dehydrogenation of propane on ZnGa₂O₄ catalysts.

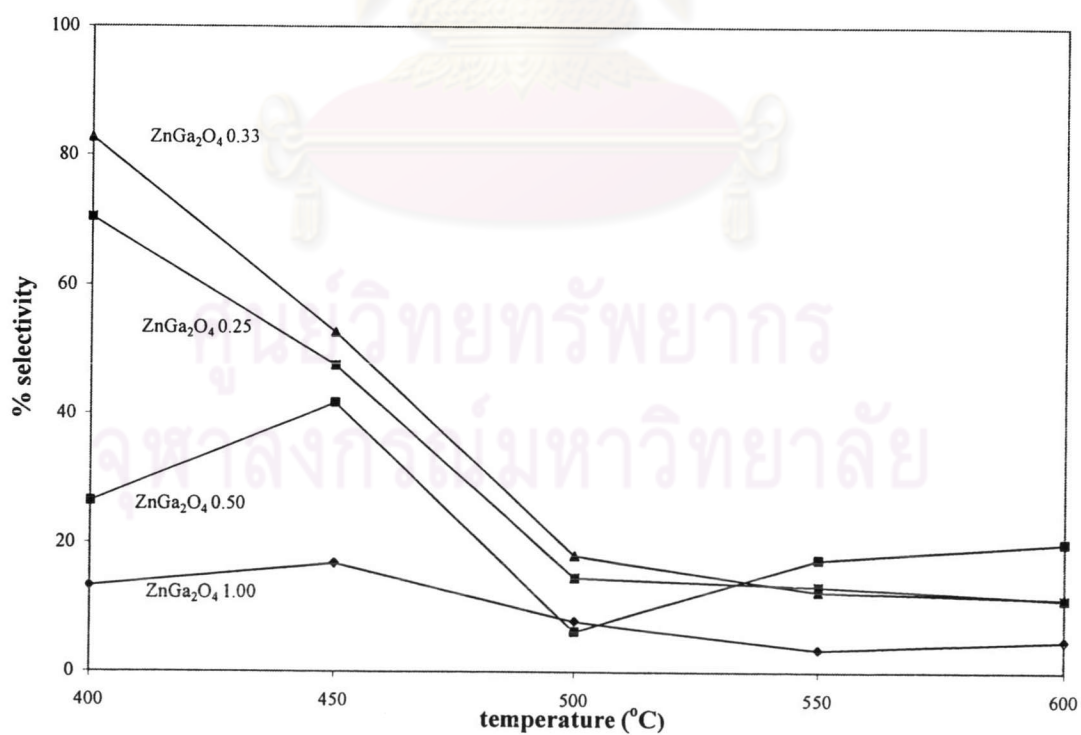


Figure 5.4 Propane selectivity of oxidative dehydrogenation of propane on ZnGa₂O₄ catalysts.

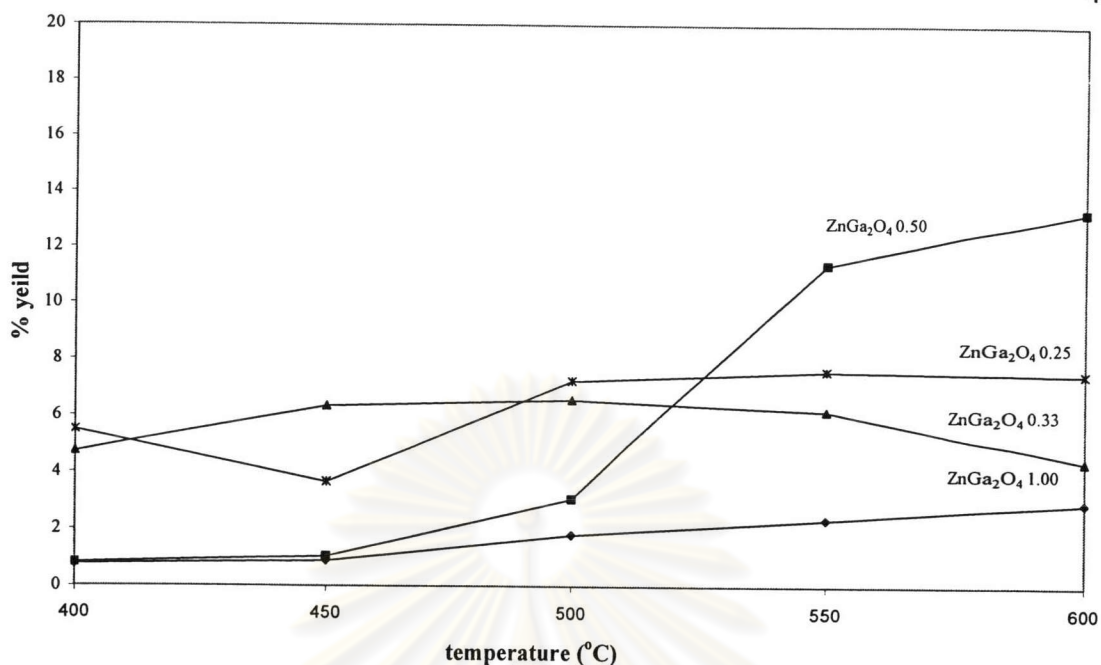


Figure 5.5 Propane yield of oxidative dehydrogenation of propane on ZnGa_2O_4 catalysts.

Effect of ZnGa_2O_4 composition

Sangthonganothai, P [20], prepare ZnGa_2O_4 with vary composition of ZnGa_2O_4 by vary the Ga contents at Zn/Ga atomic ratio of 1.00, 0.50 and 0.33, at any composition of ZnGa_2O_4 have spinel structure with atomic ratios of Zn/Ga respect to the amounts of reactant in preparation step.

Catalyst composition has effect on oxidative dehydrogenation of propane, at low conversion change period (temperatures between 400°C-500°C); at temperature 400 °C propane conversion is not different. The different propane conversion can be seen when the temperatures are higher than 450°C, at reaction temperature 500°C maximum propane conversion can be achieved at ZnGa_2O_4 atomic ratios of 0.25 and 0.50 and at higher reaction temperature ZnGa_2O_4 atomic ratios 0.50 and 0.25 were maximum propane conversion, too. Propylene selectivity ZnGa_2O_4 atomic ratio 0.33 is maximum propylene selectivity and ZnGa_2O_4 atomic ratio 1.00 have minimum propylene selectivity with reaction temperature from 400°C to 500°C. The activity of catalyst can considered from propylene yield (figure 5.5) and reaction temperature, the operation need low temperature to decreases operation cost. At high reaction

temperature above 550°, ZnGa₂O₄ atomic ratio 0.50 have highest propylene yield but they have high energy consume. Temperature between 400°C-500°C, ZnGa₂O₄ atomic ratio 0.33 can be should, the smaller amount of Ga used in preparation step than ZnGa₂O₄ atomic ratio 0.25, nearly propylene yields.

The compositions of ZnGa₂O₄ have effect on oxidative dehydrogenation of propane to propylene, at reaction temperatures between 400°C-500°C they have high effect on propylene selectivity, ZnGa₂O₄ atomic ratio 0.33 has Ga₂O₃ phase and ZnGa₂O₄ atomic ratio 1.00 has ZnO phase in the structure or on surface (Zn/Ga atomic ratio 0.50 has only complete spinel phase). It is believed that Ga increases propylene selectivity. When increasing Ga in preparation step (increases Ga in structure or surface) more than Zn/Ga atomic raio 0.33, propylene selectivity are not increases, so Ga contents in structure or surface that are suitable can be effect on propylene selectivity(make a good propylene selectivity). ZnGa₂O₄ atomic ratio 1.00 have excess Zn to formation of ZnO, they decreases propylene selectivity.

The ZnGa₂O₄ atomic ratio 0.33 has the highest selectivity, there are speculated that Ga cations in spinel structure increase selectivity, while catalysts have spinel structure, so ZnGa₂O₄ atomic ratio 0.25 will have highest selectivity. From catalysts testing, found that the selectivity less than ZnGa₂O₄ atomic ratio 0.33, it should be occurred by the loss of Ga₂O₃ phase in ZnGa₂O₄ atomic ratio 0.25 or may be loss spinel structure in ZnGa₂O₄ atomic ratio 0.25 and found that ZnO phase in spinel structure of ZnGa₂O₄ decrease selectivity, it suggested that Ga-O is the active center for oxidative dehydrogenation of propane to propylene.

From the results, at reaction temperatures 525°C-600°C ZnGa₂O₄ atomic ratio 0.50 has highest yield (7-12 %) when compare with all compositions.

5.2.2 Catalyst test for zinc aluminate (ZnAl₂O₄)

The catalytic property of ZnAl₂O₄ catalysts is presented in Figures 5.6 and 5.7, the propane conversion increases slightly with increasing temperatures from 400 °C to 500°C, when the reaction temperature is higher than 500°C, propane conversion increases rapidly, while the selectivity to propylene decreases rapidly with increasing reaction temperatures from 400 °C to 600 °C. The cause of the reduction in

propylene selectivity at high reaction temperatures is due to the further oxidation of propylene to combustion products.

The propylene yield of ZnAl_2O_4 are presented in Figure 5.8, propylene yield of ZnAl_2O_4 catalysts increases slightly with increasing reaction temperatures from 400°C to 600°C for all catalysts atomic ratio. Propylene yield of ZnAl_2O_4 atomic ratio 0.33 is maximum and ZnAl_2O_4 atomic ratio 1.00 is minimum, propylene yield at any composition are similar at low temperature (400°C - 500°C). When reaction temperatures higher than 500°C the different propylene yields appear.

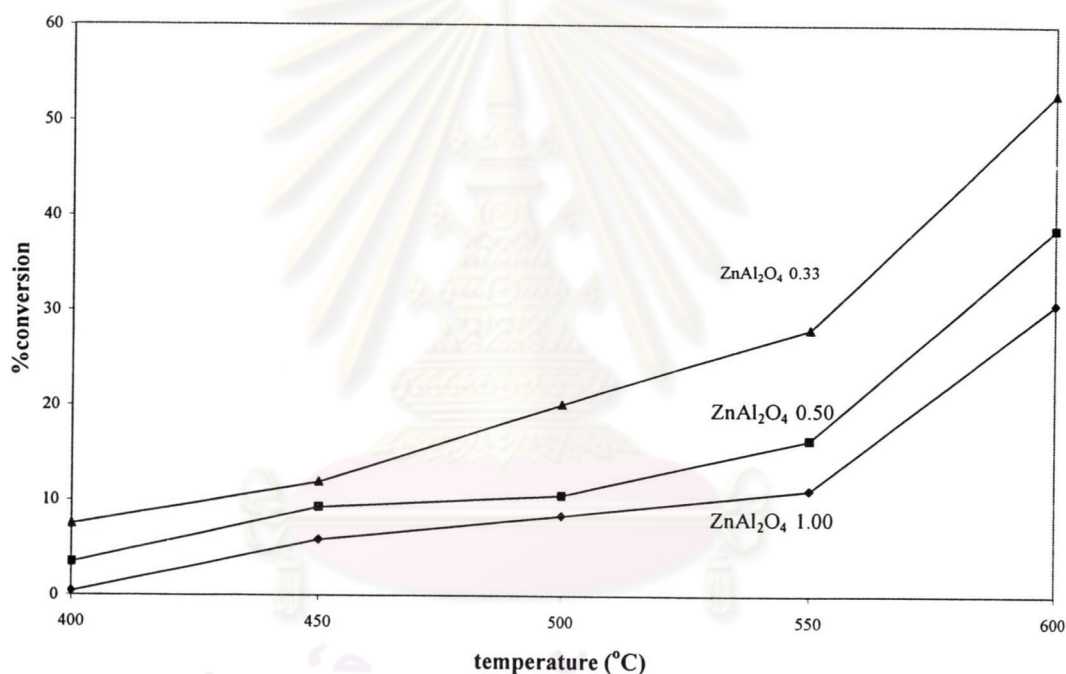


Figure 5.6 Propane conversion of oxidative dehydrogenation of propane on ZnAl_2O_4 catalysts

Effect of ZnAl_2O_4 composition

The compositions of ZnAl_2O_4 catalysts were effect on oxidative dehydrogenation of propane, at low temperature between 400°C - 500°C , propane conversion are not different. Activity of ZnAl_2O_4 catalysts have been shown by propylene yield (Figure 5.8) and reaction temperatures. Propylene yield of every Zn/Al atomic ratio increases slightly with increasing reaction temperatures. ZnAl_2O_4

atomic ratio 0.33 have highest yield at any reaction temperature, and propylene yield of ZnAl_2O_4 atomic ratio 0.33 > ZnAl_2O_4 atomic ratio 0.50 > ZnAl_2O_4 atomic ratio 1.00. Between temperature 400°C-500°C, propylene selectivity of ZnAl_2O_4 atomic ratios (Zn/Al) 0.50 > ZnAl_2O_4 atomic ratio 0.33 > ZnAl_2O_4 atomic ratio 1.00. The excess Al in catalyst (ZnAl_2O_4 atomic ratio 0.33) has the formation of Al_2O_3 in the structure or surface, propylene selectivity decreases about 20%. The Al contents that is suitable for this case is ZnAl_2O_4 atomic ratio 0.50. The excess of Zn in catalyst (ZnAl_2O_4 atomic ratio 1.00) have the formation of ZnO phase in the structure or surface, propylene selectivity are smaller than propylene selectivity of ZnAl_2O_4 atomic ratio 0.33 about 15%.

From the results, at reaction temperatures 475°C-525°C ZnAl_2O_4 atomic ratio 0.5 has highest yield (4.5-5.5%) when compare with all compositions. The excess Zn and Al in catalysts were decreases propylene selectivity and propylene selectivity of excess Al is higher than excess Zn.

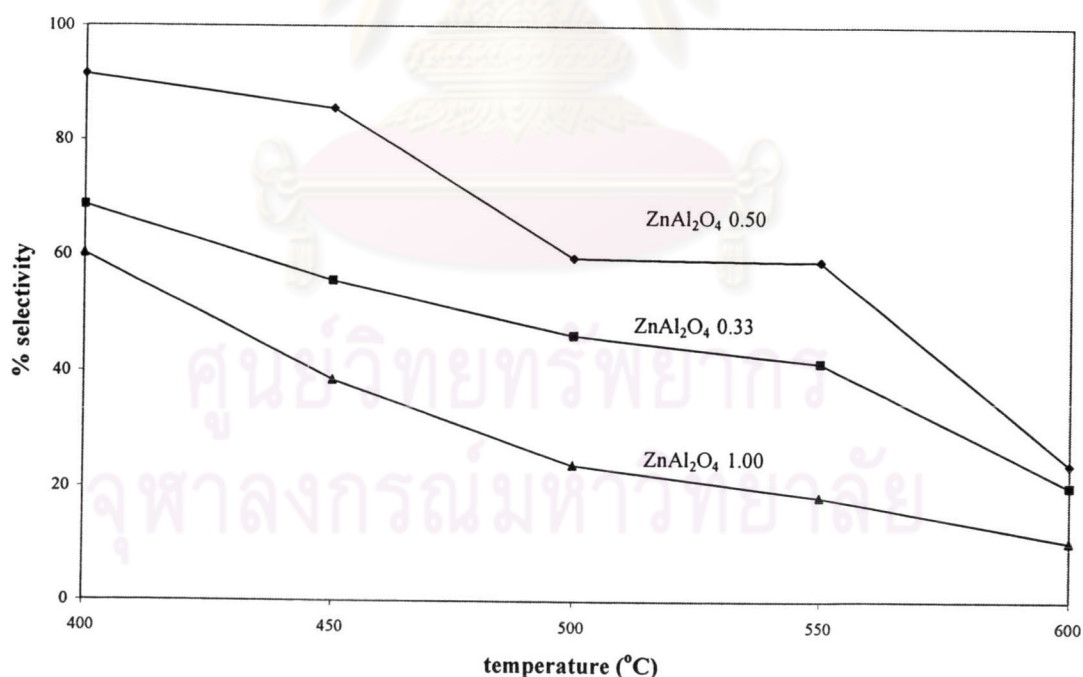


Figure 5.7 Propane selectivity of oxidative dehydrogenation of propane on ZnAl_2O_4 catalysts.

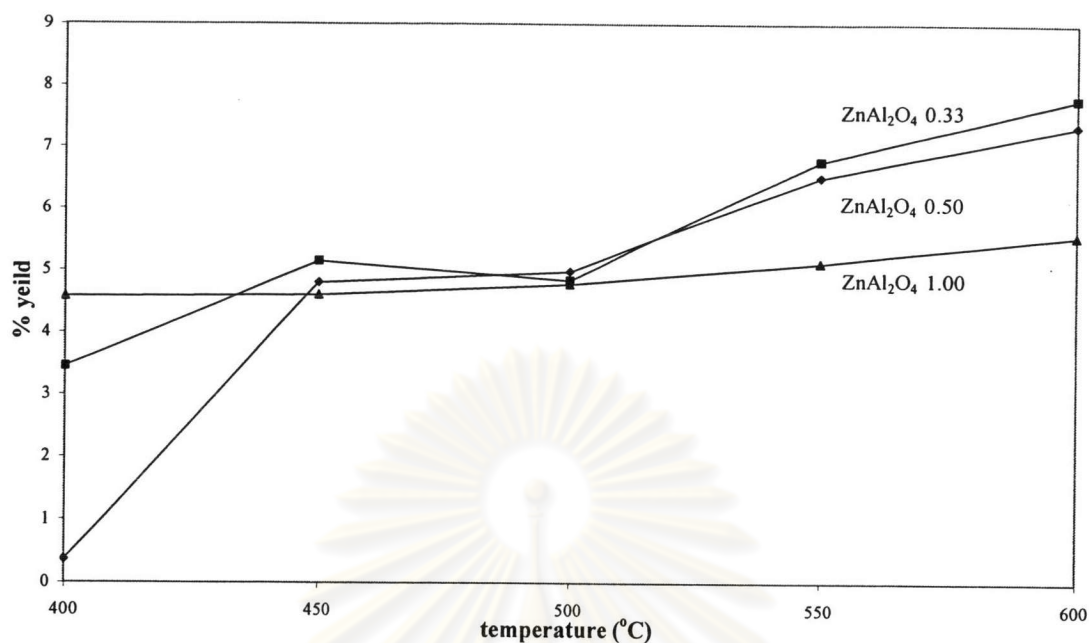


Figure 5.8 Propane yield of oxidative dehydrogenation of propane on ZnAl₂O₄ catalysts

The ZnAl₂O₄ atomic ratio 0.5, with complete spinel structure has highest selectivity. For ZnAl₂O₄ atomic ratios 1.00 and 0.33 the selectivity decrease. It suggest that ZnO phase in spinel decrease selectivity in oxidative dehydrogenation, it probably affects of chemisorptions of oxygen ions on ZnO at high temperatures, ZnO will be loss oxygen ions or not absorb oxygen ions (n-type of chemisorption on oxides surface will be loss oxygen when increase temperatures [34]).

The increasing of Al contents or Al₂O₃ phase in spinel structure will decrease selectivity of oxidative dehydrogenation, so the excess Al₂O₃ phase are importance in this system, the effect of Al₂O₃ phases in spinel on oxidative dehydrogenation, from the properties of Al₂O₃ are amphoteric it may be loss of adsorb oxygen. From catalytic test results it Al₂O₃ phase show the loss of adsorb oxygen in oxidative dehydrogenation because adsorb oxygen are important for the selectivity. It suggests that Al₂O₃ phase in ZnAl₂O₄ spinel decrease selectivity in oxidative dehydrogenation of propane to propylene.

Compare catalytic performance of ZnGa_2O_4 and ZnAl_2O_4 catalysts

At reaction temperature 400°C - 450°C , propane conversion of ZnGa_2O_4 and ZnAl_2O_4 are similar. When reaction temperatures are higher than 450°C , a difference in propane conversion are appeared, propane conversion of ZnGa_2O_4 is higher than ZnAl_2O_4 , while propylene selectivity of ZnAl_2O_4 is higher than ZnGa_2O_4 . At reaction temperatures between 400°C and 500°C , ZnAl_2O_4 have higher propylene selectivity than that ZnGa_2O_4 . Propylene yield of ZnAl_2O_4 were similar yield at any reaction temperature and catalysts atomic ratio. Propylene yield of ZnGa_2O_4 have two difference, first ZnGa_2O_4 atomic ratio 0.50 and 1.00, at reaction temperatures 400°C - 500°C have small propylene yield, and then ZnGa_2O_4 atomic ratios 0.33 and 0.25 propylene have similar and they have maximum yield of the reaction.

The catalytic performance for catalyst having atomic ratio 0.5 and 1.00, at reaction temperatures 400°C - 500°C performances of ZnAl_2O_4 were better than ZnGa_2O_4 . Thus, reaction temperatures higher than 500°C catalytic performances of ZnGa_2O_4 were better than ZnAl_2O_4 . For catalyst atomic ratio 0.33, catalytic performance of ZnGa_2O_4 is better than ZnAl_2O_4 at low reaction temperatures, when reaction temperatures higher than 500°C catalytic performance of ZnAl_2O_4 were better than ZnGa_2O_4 .

From sum of the results, found that at reaction temperatures 525°C - 550°C ZnGa_2O_4 atomic ratios 0.50 has highest performance.

The lower oxygen cation's bond energy in catalytic system or in the structure of spinel has low selectivity for oxidative dehydrogenation of propane to propylene [13]. For ZnGa_2O_4 and ZnAl_2O_4 they have the different coordination of oxygen surrounding in oxide, Ga-O and Al-O, to predict oxygen bond energy, Ga-O will have oxygen bond energy less than Al-O when compare with electro-negativity of Ga and Al atom. From the catalyst testing ZnAl_2O_4 has higher selectivity than ZnGa_2O_4 , they supported to that Ga have lower oxygen cation's bond energy.