

CHAPTER 5

CONCLUSION AND DISCUSSION

The final structure of Nb_3As was given from the last refinement of the least - squares method. A projection of Nb_3As structure along the c axis is illustrated in Fig.5.1. Plane layers of atoms are connected by full or broken lines.

The Nb_3As structure has four types of co-ordination polyhedra, which are densely packed.

By considering the arrangement of niobium atoms, these can be divided into three types.

The first type of the niobium atoms, Nb(1), is surrounded by 15 nearest atoms, of which eleven are niobium atoms and four are arsenic atoms. The arrangement is based on a polyhedra as shown in Fig.5.2. The co-ordinates, the interatomic distances and the interatomic angles of these atoms are given in Table 5.2(a), (b) and (c) respectively.

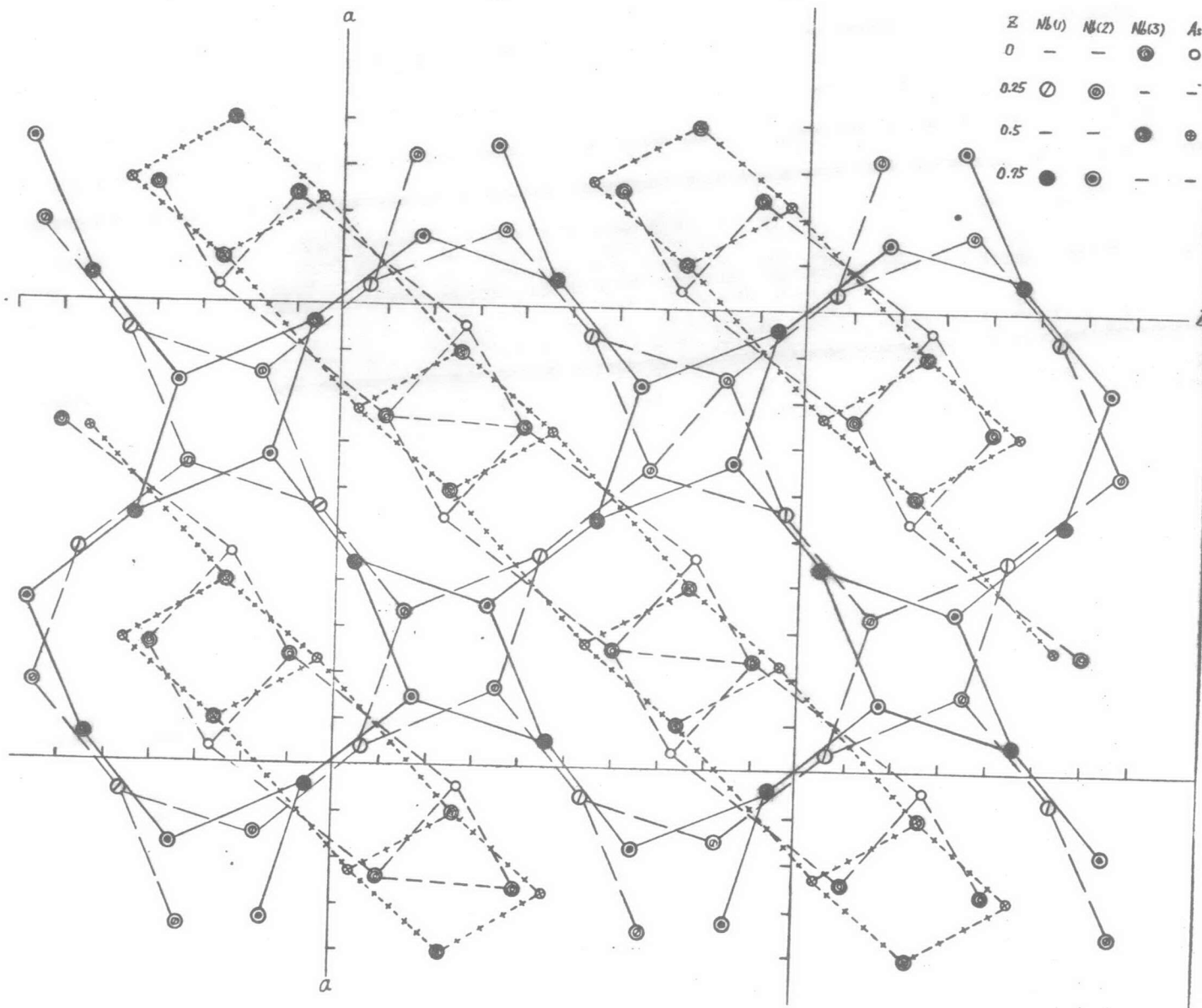
The second niobium atom, Nb(2), is surrounded by 12 niobium atoms and 2 arsenic atoms as shown in Fig.5.3. The co-ordinates, the interatomic distances and the interatomic angles of these atoms are given in Table 5.3(a), (b) and (c) respectively.

The third niobium atom, Nb(3), has 15 nearest neighbour atoms of which eleven are niobium atoms and the other four arsenic atoms. Four niobium atoms and two arsenic atoms approximately

form a triangular prism as shown in Fig.5.4. The Nb(3) is situated near to the prism edge formed by the two arsenic atoms. The co-ordinates, the interatomic distances and the interatomic angles of these atoms in Fig.5.4 are given in Table 5.4(a), (b) and (c) respectively.

The arsenic atoms in Nb_3As have 10 niobium neighbours as shown in Fig.5.5. The co-ordinates, the interatomic distances and the interatomic angles of these atoms are shown in Table 5.5 (a), (b) and (c) respectively.

Fig.5.1 Projection of Nb_3As structure in ab plane.



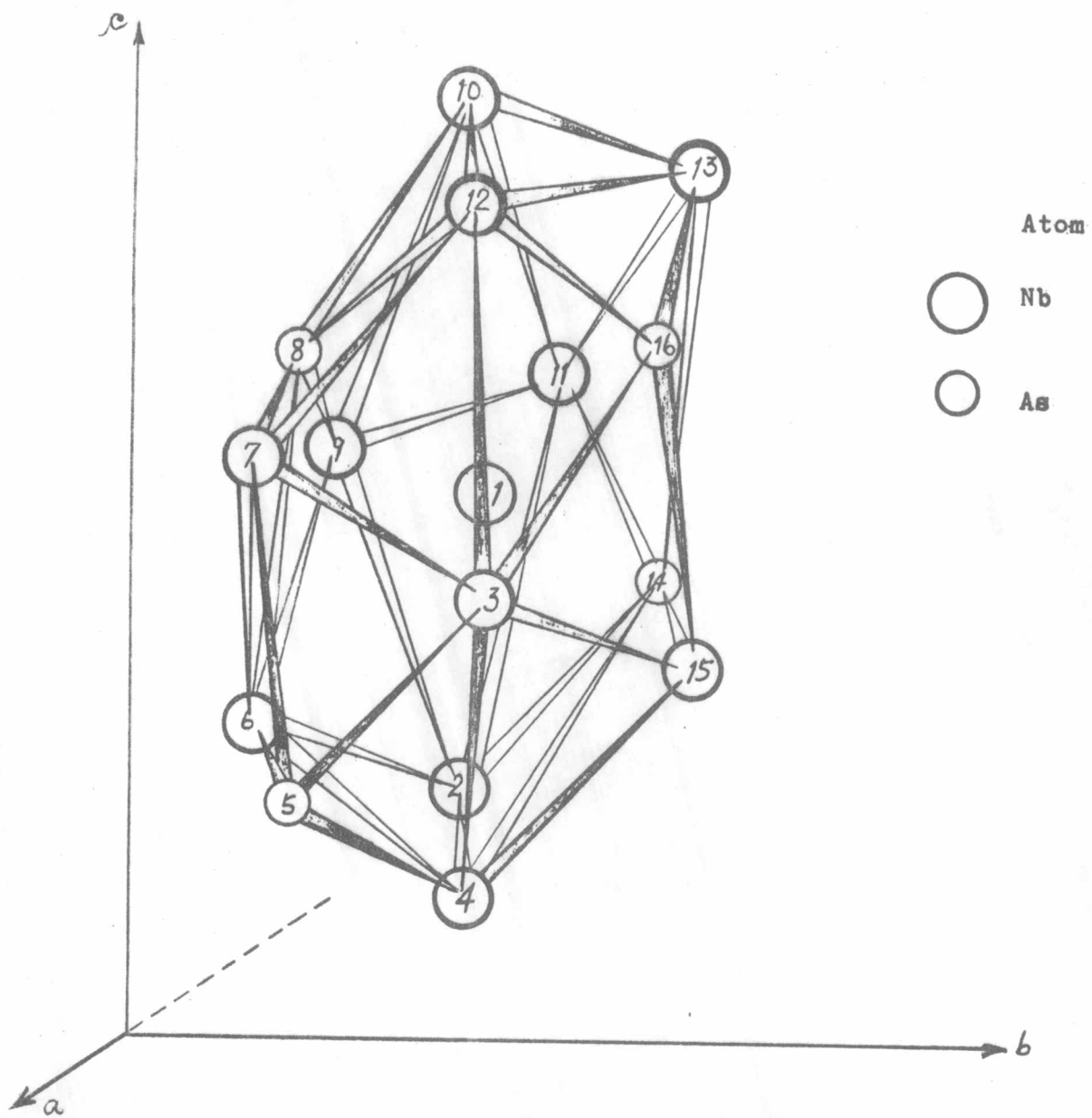


Fig.5.2 The Nb(1) atom and its nearest neighbours.

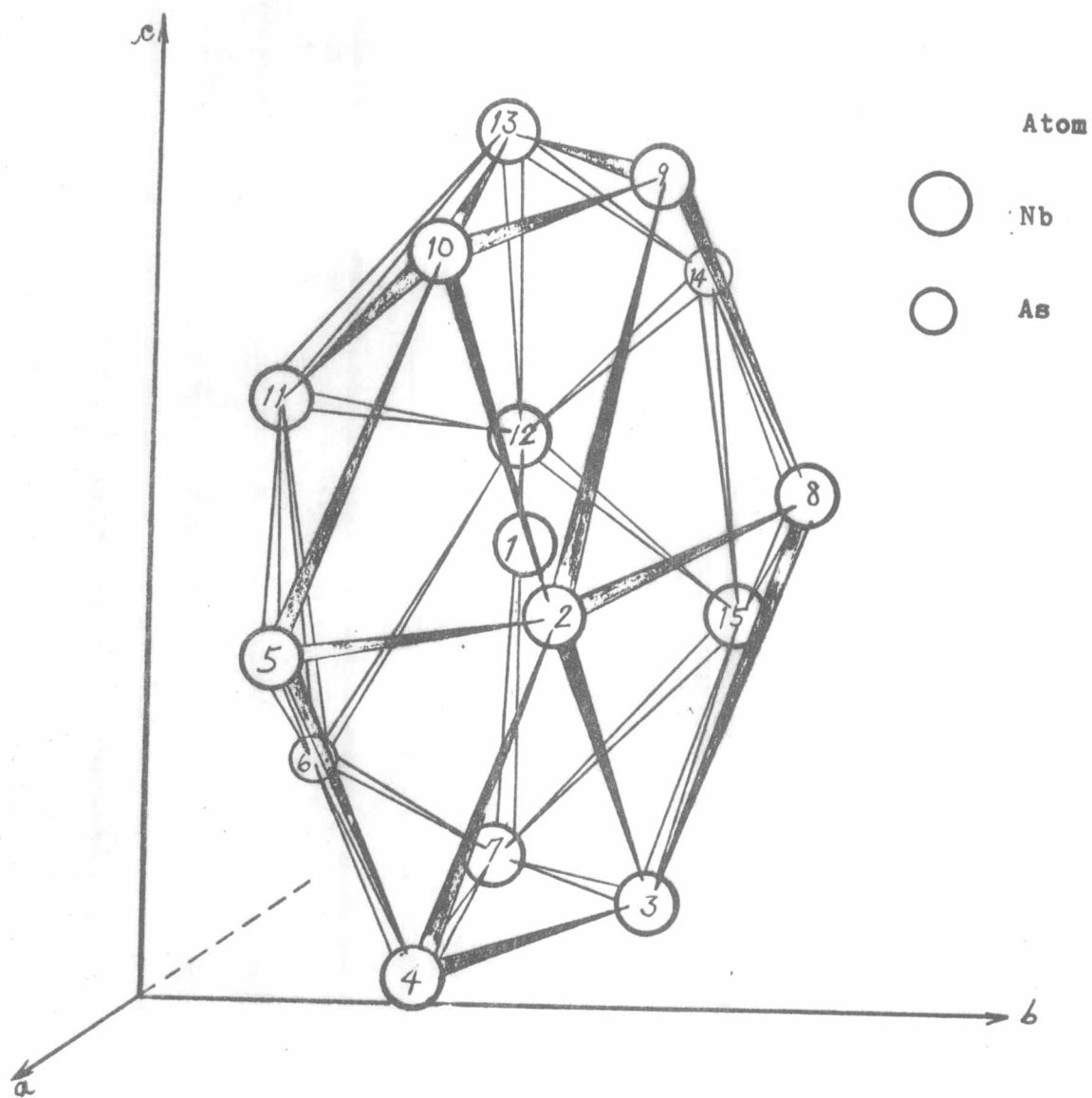


Fig.5.3 The Nb(2) atom and its nearest neighbours.

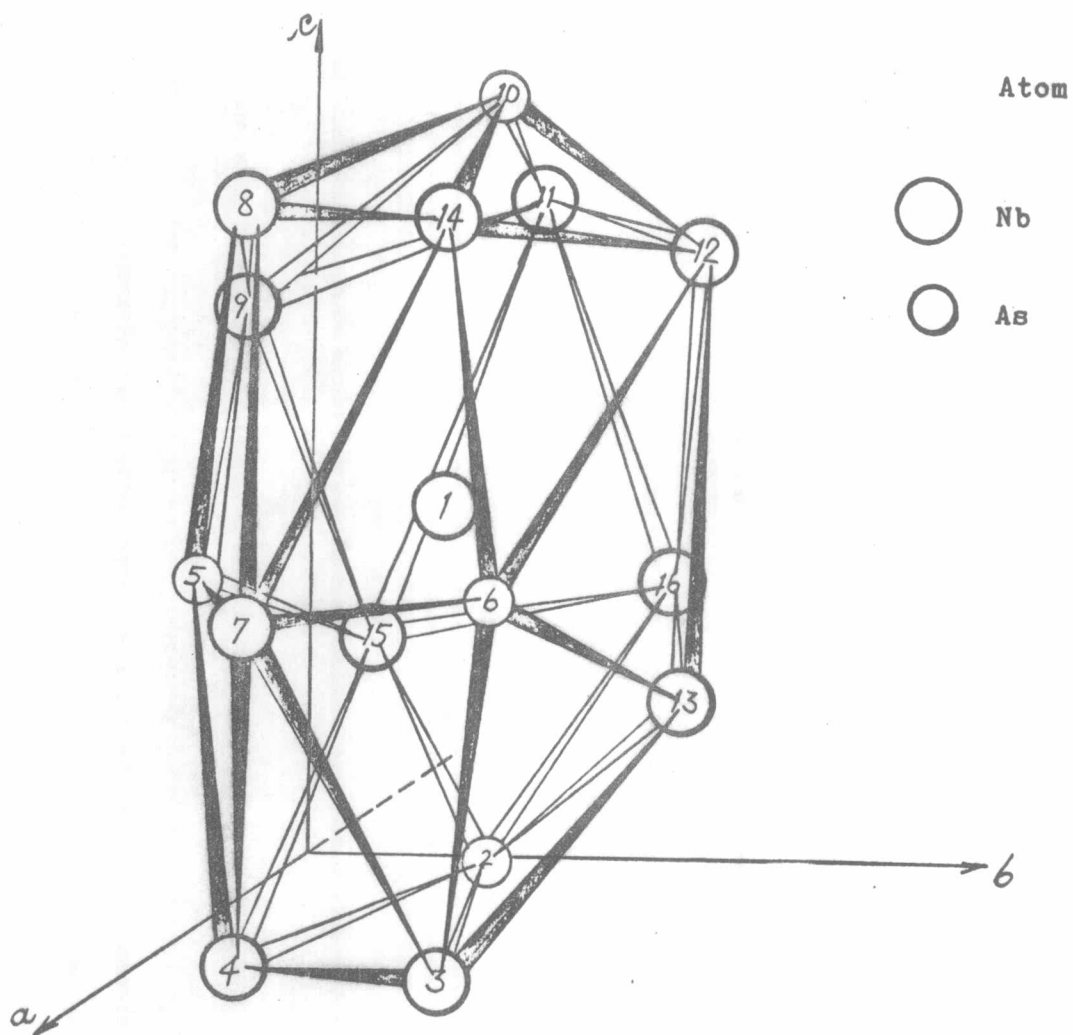


Fig.5.4 The Nb(3) atom and its nearest neighbours.

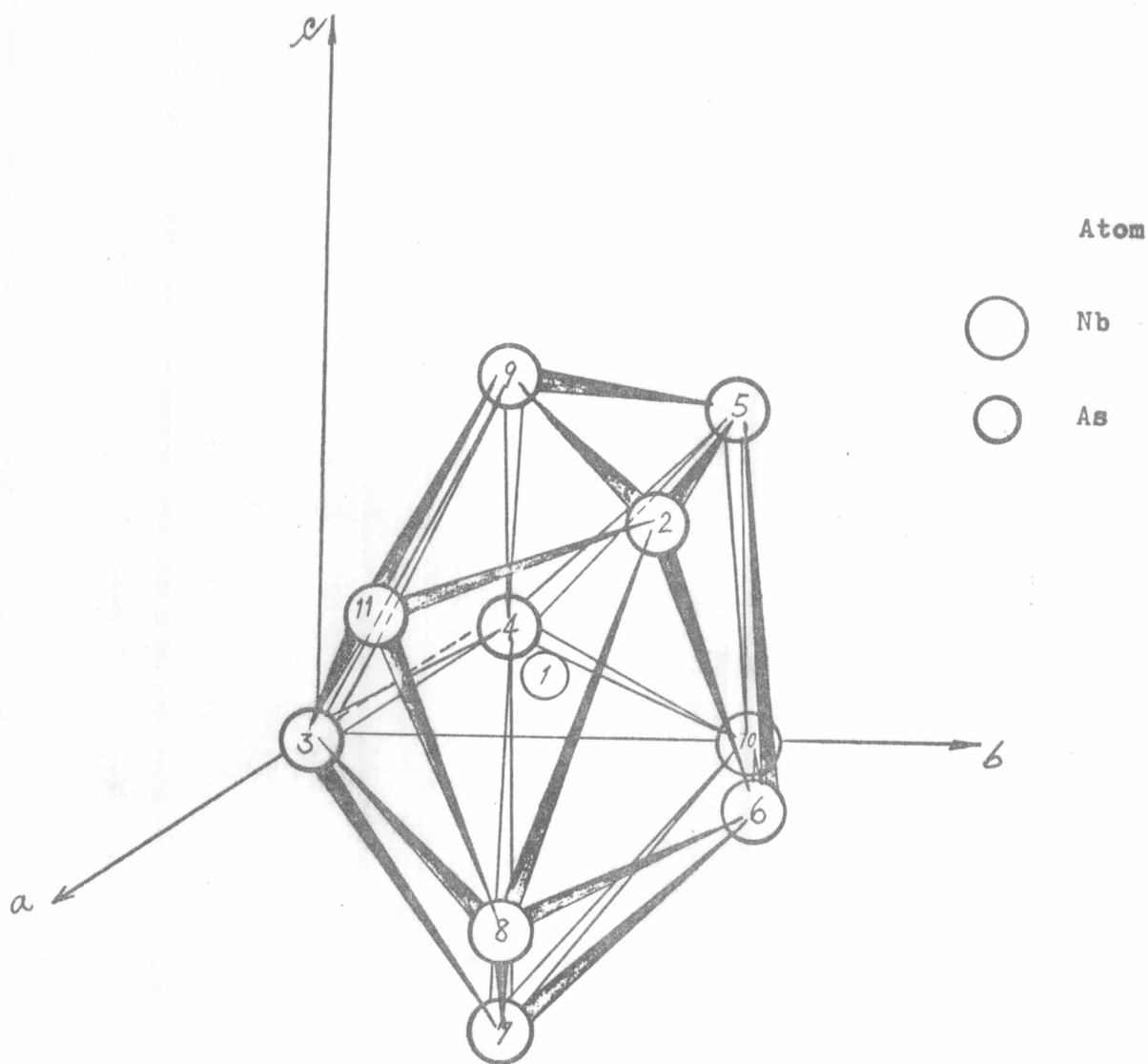


Fig.5.5 The As atom and its nearest neighbours.

Table 5.2(a) The co-ordinates of atoms of the Nb(1)
co-ordination polyhedron in Fig.5.2.

Atom	x	y	z
1 Nb(1)	- 0.057	0.464	0.761
2 Nb(2)	- 0.165	0.346	0.270
3 Nb(2)	0.165	0.654	0.730
4 Nb(1)	0.057	0.536	0.239
5 As	0.271	0.458	0.483
6 Nb(3)	0.102	0.262	0.516
7 Nb(3)	0.262	0.398	0.984
8 As	0.042	0.271	1.017
9 Nb(2)	- 0.154	0.165	0.770
10 Nb(2)	- 0.165	0.346	1.270
11 Nb(2)	- 0.346	0.335	0.770
12 Nb(1)	0.057	0.536	1.239
13 Nb(3)	- 0.262	0.602	1.016
14 As	- 0.271	0.542	0.517
15 Nb(3)	- 0.102	0.738	0.484
16 As	- 0.042	0.729	0.983

Table 5.2(b) Interatomic distances of atoms of the Nb(1) co-ordination polyhedron in Fig.5.2 and the standard deviation for the interatomic distances of the central atom only.

Bond	Distance, Å ^o	Bond	Distance, Å ^o
1Nb(1)-2Nb(2)	3.041± 0.009	3Nb(2)-4Nb(1)	3.041
-3Nb(2)	3.014± 0.005	-5As	2.632
-4Nb(1)	3.047± 0.013	-7Nb(3)	3.118
-5As	3.674± 0.007	-12Nb(1)	3.116
-6Nb(3)	2.937± 0.007	-15Nb(3)	3.155
-7Nb(3)	3.547± 0.006	-16As	2.618
-8As	2.593± 0.008	4Nb(1)-5As	2.673
-9Nb(2)	3.237± 0.005	-6Nb(3)	3.202
-10Nb(2)	3.116± 0.009	-14As	3.674
-11Nb(2)	3.257± 0.006	-15Nb(3)	2.937
-12Nb(1)	2.841± 0.012	5As -6Nb(3)	2.670
-13Nb(3)	2.873± 0.008	-7Nb(3)	2.676
-14As	2.673± 0.009	6Nb(3)-7Nb(3)	3.254
-15Nb(3)	3.202± 0.008	-8As	2.676
-16As	2.962± 0.008	-9Nb(2)	3.118
2Nb(2)-4Nb(1)	3.014	7Nb(3)-8As	2.618
-6Nb(3)	3.155	-12Nb(1)	2.873
-9Nb(2)	3.196	8As -9Nb(2)	2.632
-11Nb(2)	3.196	-10Nb(2)	2.618
-14As	2.632	-12Nb(1)	2.962

Table 5.2(b)

(continued)

Bond	Distance, Å
9Nb(2)-10Nb(2)	3.196
-11Nb(2)	2.640
10Nb(2)-11Nb(2)	2.633
-13Nb(3)	3.118
11Nb(2)-13Nb(3)	3.155
-14As	2.618
12Nb(1)-10Nb(2)	3.012
-13Nb(3)	3.547
-16As	2.593
13Nb(3)-14As	2.670
-16As	2.618
14As -15Nb(3)	2.670
15Nb(3)-16As	2.670

Table 5.2(c) Interatomic angles of atoms of the Nb(1)
co-ordination polyhedron in Fig.5.2.

Bond	Angle (degree)	Bond	Angle (degree)
2Nb(2)-4Nb(1)-6Nb(3)	60.93	4Nb(1)-3Nb(2)-5As	55.64
-14As	45.02	-15Nb(3)	97.95
-6Nb(3)-4Nb(1)	56.60	-5As -6Nb(3)	73.64
-9Nb(2)	61.25	-6Nb(3)-5As	53.22
-9Nb(2)-6Nb(3)	59.94	-14As -15Nb(3)	52.29
-11Nb(2)	65.61	-15Nb(3)-14As	81.73
-11Nb(2)-9Nb(2)	65.61	5As -3Nb(2)-7Nb(3)	54.68
-14As	52.70	-4Nb(1)-6Nb(3)	53.14
-14As -4Nb(1)	54.10	-6Nb(3)-8As	100.75
-11Nb(2)	75.00	-7Nb(3)-8As	102.13
3Nb(2)-4Nb(1)-5As	54.40	6Nb(3)-2Nb(2)-9Nb(2)	58.80
-15Nb(3)	63.69	-5As -7Nb(3)	74.99
-5As -4Nb(1)	69.95	-8As -9Nb(2)	71.94
-7Nb(3)	71.94	-10Nb(2)	133.48
-7Nb(3)-5As	53.37	-9Nb(2)-8As	54.68
-12Nb(1)	62.52	7Nb(3)-3Nb(2)-12Nb(1)	54.88
-12Nb(1)-7Nb(3)	62.60	-8As -12Nb(1)	61.60
-16As	53.64	-12Nb(1)-8As	53.29
-15Nb(3)-4Nb(1)	59.76	8As -6Nb(3)-9Nb(2)	53.38
-16As	52.62	-7Nb(3)-12Nb(1)	65.10
-16As -12Nb(1)	73.45	-9Nb(2)-10Nb(2)	52.30
-15Nb(3)	73.25	-10Nb(2)-9Nb(2)	52.70
4Nb(1)-2Nb(2)-6Nb(3)	62.49	-12Nb(1)	63.17
-14As	80.89	-12Nb(1)-10Nb(2)	51.92

Table 5.2(c)

(continued)

Bond	Angle (degree)
9Nb(2)-2Nb(2)-11Nb(2)	48.79
-8As -10Nb(2)	75.00
-10Nb(2)-11Nb(2)	52.79
10Nb(2)-11Nb(2)-13Nb(3)	64.45
-13Nb(3)-11Nb(2)	49.63
11Nb(2)-13Nb(3)-14As	52.62
-14As -13Nb(3)	73.25
12Nb(1)-10Nb(2)-13Nb(3)	70.68
-13Nb(3)-10Nb(2)	53.26
-16As	46.81
13Nb(3)-10Nb(2)-11Nb(2)	65.92
-11Nb(2)-14As	54.13
-12Nb(1)-10Nb(2)	56.05
-16As	47.40
-14As -11Nb(2)	73.25
-15Nb(3)	82.16
-16As -12Nb(1)	73.45
-15Nb(3)	83.14

Table 5.3(a) The co-ordinates of atoms of the Nb(2)
co-ordination polyhedron in Fig.5.3.

Atom	x	y	z
1 Nb(2)	0.165	0.654	0.730
2 Nb(2)	0.335	0.846	0.730
3 Nb(2)	0.154	0.835	0.230
4 Nb(2)	0.346	0.665	0.230
5 Nb(1)	0.464	0.557	0.739
6 As	0.271	0.458	0.483
7 Nb(1)	0.057	0.536	0.239
8 Nb(1)	0.036	0.943	0.739
9 Nb(2)	0.154	0.835	1.230
10 Nb(2)	0.346	0.665	1.230
11 Nb(3)	0.262	0.398	0.984
12 Nb(1)	- 0.057	0.464	0.761
13 Nb(1)	0.057	0.536	1.239
14 As	- 0.042	0.729	0.983
15 Nb(3)	- 0.102	0.738	0.484

Table 5.3(b) Interatomic distances of atoms of the Nb(2) co-ordination polyhedron in Fig.5.3 and the standard deviation for the interatomic distances of the central atom only.

Bond	Distance, Å ^o	Bond	Distance, Å ^o
1Nb(2)-2Nb(2)	2.633 ± 0.008	3Nb(2)-4Nb(2)	2.633
-3Nb(2)	3.196 ± 0.004	-7Nb(1)	3.237
-4Nb(2)	3.196 ± 0.004	-8Nb(1)	3.116
-5Nb(1)	3.237 ± 0.006	-15Nb(3)	3.118
-6As	2.632 ± 0.008	4Nb(2)-5Nb(1)	3.116
-7Nb(1)	3.041 ± 0.009	-6As	2.618
-8Nb(1)	3.257 ± 0.006	-7Nb(1)	3.257
-9Nb(2)	3.196 ± 0.004	5Nb(1)-6As	2.592
-10Nb(2)	3.196 ± 0.004	-10Nb(2)	3.041
-11Nb(3)	3.118 ± 0.007	-11Nb(3)	2.937
-12Nb(1)	3.014 ± 0.005	6As -7Nb(1)	2.672
-13Nb(1)	3.116 ± 0.009	-11Nb(3)	2.677
-14As	2.618 ± 0.006	-12Nb(1)	3.674
-15Nb(3)	3.155 ± 0.005	7Nb(1)-12Nb(1)	3.047
2Nb(2)-3Nb(2)	3.196	-15Nb(3)	2.937
-4Nb(2)	3.196	8Nb(1)-9Nb(2)	3.041
-5Nb(1)	3.257	-14As	2.672
-8Nb(1)	3.237	-15Nb(3)	2.873
-9Nb(2)	3.196	9Nb(2)-10Nb(2)	2.633
-10Nb(2)	3.196	-13Nb(1)	3.237
		-14As	2.632

Table 5.3(b)

(continued)

Bond	Distance, Å
10Nb(2)-11Nb(3)	3.155
-13Nb(1)	3.257
11Nb(3)-12Nb(1)	3.546
-13Nb(1)	2.873
12Nb(1)-13Nb(1)	2.841
-14As	2.962
-15Nb(3)	3.202
13Nb(1)-14As	2.592
14As -15Nb(3)	2.670

Table 5.3(c) Interatomic angles of atoms of the Nb(2)
co-ordination polyhedron in Fig.5.3.

Bond	Angle (degree)	Bond	Angle (degree)
2Nb(2)-3Nb(2)-4Nb(2)	65.67	-5Nb(1)-6As	53.65
-8Nb(1)	61.69	-6As -5Nb(1)	73.46
-4Nb(2)-3Nb(2)	65.67	-7Nb(1)	76.00
-5Nb(1)	62.11	-7Nb(1)-6As	51.25
-5Nb(1)-4Nb(2)	60.15	5Nb(1)-2Nb(2)-10Nb(2)	56.22
-10Nb(2)	60.88	-4Nb(2)-6As	52.89
-8Nb(1)-3Nb(2)	60.37	-6As -12Nb(1)	119.83
-9Nb(2)	61.11	-10Nb(2)-11Nb(3)	56.55
-9Nb(2)-8Nb(1)	62.47	-11Nb(3)-10Nb(2)	59.76
-10Nb(2)	65.67	-12Nb(1)	114.06
-10Nb(2)-5Nb(1)	62.90	6As -4Nb(2)-7Nb(1)	52.75
-9Nb(2)	65.67	-7Nb(1)-12Nb(1)	79.65
3Nb(2)-2Nb(2)-4Nb(2)	48.65	-12Nb(1)-7Nb(1)	45.68
-8Nb(1)	57.94	-11Nb(3)	43.48
-4Nb(2)-7Nb(1)	65.68	7Nb(1)-3Nb(2)-15Nb(3)	55.01
-7Nb(1)-4Nb(2)	47.84	-6As -12Nb(1)	54.67
-15Nb(3)	103.10	-12Nb(1)-15Nb(3)	54.54
-8Nb(1)-15Nb(3)	62.59	-15Nb(3)-12Nb(1)	59.33
-15Nb(3)-7Nb(1)	64.55	8Nb(1)-2Nb(2)-9Nb(2)	77.80
-8Nb(1)	62.52	-3Nb(2)-15Nb(3)	54.89
4Nb(2)-2Nb(2)-5Nb(1)	57.74	-9Nb(2)-14As	55.64
-3Nb(2)-7Nb(1)	66.48	-14As -9Nb(2)	69.96
		-15Nb(3)	65.07

Table 5.3(c)

(continued)

Bond	Angle (degree)
9Nb(2)-2Nb(2)-10Nb(2)	48.65
-10Nb(2)-13Nb(1)	65.68
-13Nb(1)-10Nb(2)	47.84
-14As	52.27
-14As -13Nb(1)	41.43
10Nb(2)-9Nb(2)-13Nb(1)	66.48
-11Nb(3)-13Nb(1)	65.21
-13Nb(1)-11Nb(3)	61.59
11Nb(3)-5Nb(1)-6As	57.51
-10Nb(2)	63.68
-10Nb(2)-13Nb(1)	53.21
-12Nb(1)-13Nb(1)	52.05
-13Nb(1)-12Nb(1)	76.73
12Nb(1)-7Nb(1)-15Nb(3)	64.66
-11Nb(3)-13Nb(1)	51.24
-13Nb(1)-14As	65.89
-14As -13Nb(1)	61.10
-15Nb(3)	69.07
-15Nb(3)-14As	59.77
13Nb(1)-9Nb(2)-14As	51.16
-12Nb(1)-14As	53.01
14As -12Nb(1)-15Nb(3)	51.16

Table 5.4(a) The co-ordinates of atoms of the Nb(3)
co-ordination polyhedron in Fig.5.4.

Atom	x	y	z
1 Nb(3)	0.102	0.262	0.516
2 As	0.042	0.271	0.017
3 Nb(3)	0.262	0.398	-0.016
4 Nb(3)	0.238	0.102	-0.016
5 As	0.229	0.042	0.483
6 As	0.271	0.458	0.483
7 Nb(3)	0.398	0.238	0.516
8 Nb(3)	0.238	0.102	0.984
9 Nb(1)	0.036	-0.057	0.739
10 As	0.042	0.271	1.017
11 Nb(2)	-0.154	0.165	0.770
12 Nb(1)	-0.057	0.464	0.761
13 Nb(1)	0.057	0.536	0.239
14 Nb(3)	0.262	0.398	0.984
15 Nb(1)	-0.036	0.057	0.261
16 Nb(2)	-0.165	0.346	0.270

Table 5.4(b) Interatomic distances of atoms of the Nb(3) co-ordination polyhedron in Fig.5.4 and the standard deviation for the interatomic distances of the central atom only.

Bond	Distance, Å	Bond	Distance, Å
1Nb(3)-2As	2.670 ± 0.011	3Nb(3)-4Nb(3)	3.049
-3Nb(3)	3.507 ± 0.011	-6As	2.670
-4Nb(3)	3.507 ± 0.011	-7Nb(3)	3.507
-5As	2.618 ± 0.006	-13Nb(1)	2.873
-6As	2.670 ± 0.007	4Nb(3)-5As	2.670
-7Nb(3)	3.049 ± 0.001	-7Nb(3)	3.507
-8Nb(3)	3.249 ± 0.011	-15Nb(1)	3.202
-9Nb(1)	3.547 ± 0.006	5As -7Nb(3)	2.670
-10As	2.676 ± 0.011	-8Nb(3)	2.676
-11Nb(2)	3.118 ± 0.008	-9Nb(1)	2.592
-12Nb(1)	2.937 ± 0.007	-15Nb(1)	2.962
-13Nb(1)	3.202 ± 0.008	6As -7Nb(3)	2.618
-14Nb(3)	3.249 ± 0.011	-12Nb(1)	3.674
-15Nb(1)	2.873 ± 0.007	-13Nb(1)	2.672
-16Nb(2)	3.155 ± 0.005	-14Nb(3)	2.676
2As -3Nb(3)	2.618	7Nb(3)-8Nb(3)	3.249
-4Nb(3)	2.670	8Nb(3)-9Nb(1)	2.937
-13Nb(1)	2.962	-10As	2.670
-15Nb(1)	2.673	-14Nb(3)	3.049
-16Nb(2)	2.618		

Table 5.4(b)

(continued)

Bond	Distance, Å ^c
9Nb(1)-10As	3.674
-11Nb(2)	3.014
-15Nb(1)	2.841
10As -11Nb(2)	2.632
-12Nb(1)	2.592
-14Nb(3)	2.618
11Nb(2)-12Nb(1)	3.237
-15Nb(1)	3.116
-16Nb(2)	3.196
12Nb(1)-13Nb(1)	3.047
-14Nb(3)	3.546
-16Nb(2)	3.041
13Nb(1)-16Nb(2)	3.014
15Nb(1)-16Nb(2)	3.257

Table 5.4(c) Interatomic angles of atoms of the Nb(3)
co-ordination polyhedron in Fig.5.4.

Bond		Angle (degree)	Bond		Angle (degree)	
2As	-3Nb(3)-4Nb(3)	55.59	5As	-7Nb(3)-8Nb(3)	52.66	
	-13Nb(1)	65.10		-8Nb(3)-7Nb(3)	52.49	
	-4Nb(3)-15Nb(1)	53.22		-9Nb(1)	54.77	
	-13Nb(1)-16Nb(2)	51.94		-9Nb(1)-8Nb(3)	57.49	
	-15Nb(1)-4Nb(3)	53.14		-15Nb(1)	65.89	
	-16Nb(2)	51.25		-15Nb(1)-9Nb(1)	53.01	
	-16Nb(2)-13Nb(1)	63.00	6As	-3Nb(3)-7Nb(3)	47.82	
	-15Nb(1)	52.77		-13Nb(1)	57.50	
3Nb(3)-4Nb(3)-2As		53.99		-7Nb(3)-14Nb(3)	52.88	
	-7Nb(3)	64.23		-12Nb(1)-13Nb(1)	45.68	
-6As	-7Nb(3)	83.08		-14Nb(3)	43.46	
	-13Nb(1)	65.07		-13Nb(1)-12Nb(1)	79.65	
	-7Nb(3)-4Nb(3)	51.53		-14Nb(3)-7Nb(3)	51.27	
	-6As	49.09		-12Nb(1)	70.81	
	-13Nb(1)-2As	53.29	7Nb(3)-6As	-14Nb(3)	75.35	
	-6As	57.44		-8Nb(3)-14Nb(3)	62.12	
4Nb(3)-3Nb(3)-7Nb(3)		64.23		-14Nb(3)-8Nb(3)	61.96	
-5As	-7Nb(3)	82.10	9Nb(1)-8Nb(3)-10As		81.73	
	-15Nb(1)	69.07		-10As	-11Nb(2)	54.09
	-7Nb(3)-5As	48.95		-11Nb(2)-10As	80.89	
	-15Nb(1)-5As	51.16		-15Nb(1)	55.19	
5As	-4Nb(3)-7Nb(3)	48.95		-15Nb(1)-11Nb(2)	60.58	
	-15Nb(1)	59.77				

Table 5.4(c)

(continued)

Bond	Angle (degree)
10As -8Nb(3)-14Nb(3)	53.99
-9Nb(1)-11Nb(2)	45.02
-11Nb(2)-12Nb(1)	51.16
-12Nb(1)-11Nb(2)	52.27
-14Nb(3)	47.42
11Nb(2)-9Nb(1)-15Nb(1)	64.23
-10As -12Nb(1)	76.57
-12Nb(1)-16Nb(2)	62.63
-15Nb(1)-16Nb(2)	60.15
-16Nb(2)-12Nb(1)	62.47
-15Nb(1)	57.74
12Nb(1)-10As -14Nb(3)	85.79
-11Nb(2)-16Nb(2)	56.42
-13Nb(1)-16Nb(2)	60.22
-14Nb(3)-10As	46.80
-16Nb(2)-13Nb(1)	60.42
13Nb(1)-2As -16Nb(2)	65.04
-6As -12Nb(1)	54.67
-12Nb(1)-16Nb(2)	59.35
-16Nb(2)-15Nb(1)	128.74
15Nb(1)-11Nb(2)-16Nb(2)	62.11
-16Nb(2)-2As	52.77



Table 5.5(a) The co-ordinates of atoms of the As
co-ordination polyhedron in Fig.5.5.

Atom	x	y	z
1 As	0.771	0.958	0.517
2 Nb(2)	0.846	1.165	0.770
3 Nb(3)	0.898	0.738	0.484
4 Nb(3)	0.602	0.762	0.484
5 Nb(1)	0.557	1.036	0.761
6 Nb(2)	0.665	1.154	0.270
7 Nb(3)	0.762	0.898	0.016
8 Nb(1)	0.964	1.057	0.261
9 Nb(3)	0.762	0.898	1.016
10 Nb(1)	0.443	0.964	0.239
11 Nb(1)	1.036	0.943	0.739

Table 5.5(b) Interatomic distances of atoms of the As co-ordination polyhedron in Fig.5.5 and the standard deviation for the interatomic distances of the central atom only.

Bond	Distance, Å ^o	Bond	Distance, Å ^o
1As -2Nb(2)	2.618 ± 0.006	4Nb(3)-5Nb(1)	3.200
-3Nb(3)	2.618 ± 0.007	-7Nb(3)	3.249
-4Nb(3)	2.670 ± 0.007	-9Nb(3)	3.507
-5Nb(1)	2.672 ± 0.007	-10Nb(1)	2.937
-6Nb(2)	2.632 ± 0.009	5Nb(1)-6Nb(2)	3.036
-7Nb(3)	2.676 ± 0.011	-9Nb(3)	2.868
-8Nb(1)	2.592 ± 0.008	-10Nb(1)	3.047
-9Nb(3)	2.670 ± 0.011	6Nb(2)-7Nb(3)	3.112
-10Nb(1)	3.674 ± 0.007	-8Nb(1)	3.236
-11Nb(1)	2.966 ± 0.008	-10Nb(1)	3.012
2Nb(2)-5Nb(1)	3.258	7Nb(3)-8Nb(1)	2.937
-6Nb(2)	3.199	-10Nb(1)	3.548
-8Nb(1)	2.875	8Nb(1)-11Nb(1)	2.845
-9Nb(3)	3.152	9Nb(3)-11Nb(1)	3.200
-11Nb(1)	3.012		
3Nb(3)-4Nb(3)	3.049		
-7Nb(3)	3.249		
-8Nb(1)	3.546		
-9Nb(3)	3.507		
-11Nb(1)	2.868		

Table 5.5(c) Interatomic angles of atoms of the As co-ordination polyhedron in Fig.5.5.

Bond	Angle (Degree)	Bond	Angle (Degree)
2Nb(2)-5Nb(1)-6Nb(2)	60.98	5Nb(1)-2Nb(2)-6Nb(2)	52.73
-9Nb(3)	61.54	-9Nb(3)	53.13
-6Nb(2)-5Nb(1)	62.94	-6Nb(2)-10Nb(1)	60.50
-8Nb(1)	53.07	-10Nb(1)-6Nb(2)	60.14
-8Nb(1)-6Nb(2)	62.81	6Nb(2)-2Nb(2)-8Nb(1)	64.12
-11Nb(1)	63.55	-5Nb(1)-10Nb(1)	59.36
-9Nb(3)-5Nb(1)	65.33	-7Nb(3)-8Nb(1)	64.61
-11Nb(1)	56.61	-10Nb(1)	53.29
3Nb(3)-4Nb(3)-7Nb(3)	62.02	-10Nb(1)-7Nb(3)	55.92
-9Nb(3)	64.23	7Nb(3)-3Nb(3)-8Nb(1)	50.99
-7Nb(3)-4Nb(3)	55.97	-4Nb(3)-10Nb(1)	69.79
-8Nb(1)	69.74	-6Nb(2)-8Nb(1)	55.08
-8Nb(1)-7Nb(3)	59.27	-10Nb(1)	70.79
-11Nb(1)	51.93	8Nb(1)-3Nb(3)-11Nb(1)	51.34
-9Nb(3)-4Nb(3)	51.53	-2Nb(2)-11Nb(1)	57.74
-11Nb(1)	50.38		
4Nb(3)-3Nb(3)-7Nb(3)	62.02		
-9Nb(3)	64.23		
-5Nb(1)-9Nb(3)	63.38		
-10Nb(1)	56.02		
-7Nb(3)-10Nb(1)	50.97		
-9Nb(3)-5Nb(1)	59.25		
-10Nb(1)-5Nb(1)	64.22		
-7Nb(3)	59.24		

The interatomic distances shorter than 4.0 \AA were listed in Table 5.2(b), 5.3(b), 5.4(b) and 5.5(b).

In the Ti_3P -type structure, the nearest neighbours of the metal atom of the compound, Nb_3As , Nb_3P and Zr_3P range between 12 to 15 atoms and the number of the nearest neighbours of the non-metal is 9 and 10 atoms.

The comparison of the interatomic distances between the metal atom and non-metal atom from the central atom of these compounds is shown in Table 5.6, where

d_M = average distance between the central atom and its metal neighbours ;

d_N = average distance between the central atom and its non-metal neighbours ;

and M-M distances shorter than 3.6 \AA and M-N distances shorter than 3.7 \AA were taken into account.

In Nb_3P , each phosphorus atom has eight near niobium neighbours at distances between 2.53 and 2.64 \AA while a ninth niobium atom is situated as far as 2.89 \AA from the central phosphorus atom. The packing of the metal atoms in Nb_3P is dense, each niobium atom having 11-12 niobium neighbours at an average distance of 3.09 \AA .

In Nb_3As , there are 14 to 15 neighbouring atoms to each metal atom and 10 atoms to each non-metal atom. The distance of about 2.7 \AA between non-metal atom and metal atom is shorter than the distance between metal atom and metal atom that is about 3.4 \AA . The non-metallic atoms are relatively far apart at the shortest distance of 3.893 \AA .

Although in Nb_3As the average distance of niobium to niobium atoms is marginally large at 3.12 \AA than that in Nb_3P , but there are also more niobium neighbours to each central atom, in this respect the packing of the metal atoms in Nb_3As may be regarded just as dense.

Table 5.6 Comparison between d_M and d_N .

Compound	Central atom	Co-ordination number	$d_M (\text{\AA})$	$d_N (\text{\AA})$
Nb_3As	Nb(1)	15	3.101 ± 0.0007	2.976 ± 0.002
	Nb(2)	14	3.113 ± 0.0005	2.625 ± 0.004
	Nb(3)	15	3.218 ± 0.0007	2.659 ± 0.002
	As	10	2.779 ± 0.0008	-
Nb_3P	Nb(1)	15	3.050 ± 0.0002	2.686 ± 0.001
	Nb(2)	14	3.065 ± 0.0001	2.581 ± 0.003
	Nb(3)	15	3.155 ± 0.0002	2.604 ± 0.0006
	P	9	2.626 ± 0.0006	-
Zr_3P	Zr(1)	13	3.187 ± 0.0004	2.785 ± 0.003
	Zr(2)	14	3.282 ± 0.0003	2.750 ± 0.004
	Zr(3)	12	3.065 ± 0.0005	2.762 ± 0.002
	P	9	2.766 ± 0.0009	-