

**CHARACTERISTICS OF AGGRESSIVE AND VIOLENT
BEHAVIOUR AMONGST PSYCHIATRIC INPATIENTS IN INDIA**



Ms. Meenu Sharma

A Thesis Submitted in Partial Fulfillment of the Requirements
for the Degree of Master of Public Health Program in Health Systems Development

College of Public Health Sciences

Chulalongkorn University


Academic Year 2007

Copyright of Chulalongkorn University

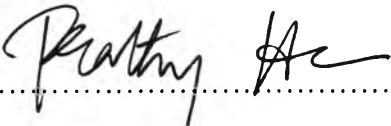
502060

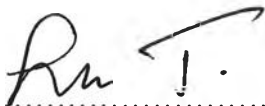
Thesis Title CHARACTERISTICS OF AGGRESSIVE AND VIOLENT
 BEHAVIOUR AMONGST PSYCHIATRIC INPATIENTS
 IN INDIA
By Meenu Sharma
Field of Study Health Systems Development
Thesis Advisor Professor Surasak Taneepanichsakul, M.D.


Accepted by College of Public Health Sciences, Chulalongkorn University in
Partial Fulfillment of the Requirement for the Master's Degree


.....Dean of College of Public Health Sciences
(Professor Surasak Taneepanichsakul, M.D.)

THESIS COMMITTEE


.....Chairperson
(Prathung Hongsranagon, Ph.D.)


.....Thesis Advisor
(Professor Surasak Taneepanichsakul, M.D.)


.....External Member
(Assist. Prof. Panrapee Suttiwan M.A. Ph.D.)

PH 062453: MAJOR HEALTH SYSTEMS DEVELOPMENT
 KEY WORDS: AGGRESSION/ VIOLENCE/ PSYCHIATRY/ INPATIENTS/
 INDIA.
 MEENU SHARMA: CHARACTERISTICS OF AGGRESSION AND
 VIOLENT BEHAVIOUR AMONGST PSYCHIATRIC INPATIENTS
 IN INDIA. THESIS ADVISOR: PROFESSOR SURASAK
 TANEEPANICHSAKUL, M.D., 82pp.

The main objective of this study was to investigate the characteristics of aggressive and violent behaviour among inpatients in the psychiatric unit of a acute hospital in New Delhi, India. Notes of all inpatients at the psychiatric unit of RML hospital were reviewed from September 2005 to December 2007 and 246 patients aged between 18-60 years showing signs of aggression and violence were identified. Predesigned per forma were used to gather further information on these patients so that this could be analyzed to ascertain those characteristics which are associated with aggression and violence. Descriptive analysis has been used to characterize the demographic profile of the study population. Data analysis was done by using SPSS 13.0 programme. Chi-square test was used to analyze the association between independent and dependent variables.

Results following analysis showed that aggression alone was seen in 26.4% subjects, violence alone in 42.7% and aggression and violence together in 30.9% of admitted cases. Seclusion was never used. Those factors which showed a significant association with violence were male gender, diagnosis of personality disorder, psychotic symptoms, substance and alcohol related disorders, low income, suicidal risk and increased stay in the hospital. Factors significantly associated with aggressive behaviour were female gender, diagnosis of depression and alcohol abuse.

The findings of the study replicate some findings of earlier studies and also show some important differences. Some significant associations found in this study are likely to be epiphenomena, not directly related to aggressive and violent behavior but indicators of other variables more directly predictive. Thus it is important that a more comprehensive analysis be undertaken to investigate the characteristics of aggression and violence among various cultural and ethnic populations.

Field of study	<u>Health Systems Development</u>	Student's Signature	<u>Meenu Sharma</u>
Academic year	<u>2007</u>	Advisor's Signature	<u>Surasak Taneepanichsakul</u>

ACKNOWLEDGEMENTS

First and foremost I would like to thank everyone who has guided me through this arduous process. I would not have been able to complete it successfully without all of your support. This dissertation is the result of many efforts and contributions alongside my own.

I am especially indebted to my supervisors, Dr. Surasak Taneepanichskul and Prof. Piyalamporn for their encouragement and guidance. They have both been very supportive and inspiring as well as very patient with a slow learner.....

I wish to express my deep appreciation to my supervisors for continuous support and encouragement.

Thanks also to the nursing staff at the study centre in New Delhi for their efforts and skills in gathering data. I could not have done this without you.

The consumers of mental health services taught me about the diversity in people and taught me about myself and I appreciate the mutual trust that we share. I thank all the staff of the hospital who participated in this research. Finally, I would like to thank the hospital management for allowing me to complete this research in their establishment

TABLE OF CONTENTS

	Page
ABSTRACT.....	iii
ACKNOWLEDGEMENTS.....	iv
TABLE OF CONTENTS.....	v
LIST OF TABLES.....	viii
LIST OF FIGURES.....	x
LIST OF ABBREVIATIONS.....	xi
CHAPTER I INTRODUCTION	1
Background.....	1
Rationale.....	3
Research question	6
Research hypothesis	6
Objectives.....	6
Brief description of the study area.....	6
Variables.....	8
Independent variables.....	8
Dependent variables.....	8
Operational definitions.....	9
Conceptual framework.....	10
CHAPTER II LITERATURE REVIEW.....	11
What is aggression and violence.....	12
Types of aggression:.....	13
Aggression in psychiatric care	18
Instruments for measuring aggression in psychiatric care.....	19

	Page
Associated Factors of Patient Aggression in Psychiatric Care.....	20
Violence and Suicide.....	28
CHAPTER III RESEARCH METHODOLOGY.....	30
Study design.....	30
Study population.....	30
Sample size.....	31
Methodology.....	33
Recruitment of the patients.....	35
Inclusion criteria.....	35
Exclusion criteria.....	35
CHAPTER IV RESEARCH RESULTS.....	37
Gender distribution in study population.....	38
Age distribution in study population.....	39
Distribution of aggression and violence in study population.....	41
Aggression and violence by diagnosis.....	42
Alcohol and substance abuse and aggression and violence.....	44
Aggression and violence by income.....	47
Aggression and violence by no. of years of education.....	49
Employment status and aggression and violence in study population.....	50
Residence status and aggression and violence.....	52
Aggression and violence and suicide risk in study population.....	53
Length of admission and aggression and violence.....	54
Aggression and violence by marital status.....	56

	Page
CHAPTER V CONCLUSIONS, DISCUSSIONS AND RECOMMENDATION	58
Discussion	59
Conclusions and recommendations	63
REFERENCES	66
APPENDICES	78
APPENDIX A: PER FORMA.....	79
APPENDIX B: Time Scale.....	80
APPENDIX C: Schedule activities.....	81
CURRICULUM VITAE	82

LIST OF TABLES

	Page
Table 1: frequency distribution of gender in the study sample.....	38
Table 1.1 aggression and violence by gender.....	39
Table 2: age distribution in study population.....	40
Table 2.1 aggression and violence by age group.....	40
Table 3: distribution of aggression and violence in study population.....	41
Table 4: frequency of distribution of diagnosis in study population.....	43
Table 4.1 aggression and violence by diagnosis.....	44
Table 5: alcohol and substance abuse as dual diagnosis in study population..	45
Table 5.1 aggression and violence and alcohol abuse.....	45
Table 5.2 aggression and violence and substance abuse.....	46
Table 6: income distribution in study population.....	47
Table 6.1 aggression and violence and income.....	48
Table 7: no of years of education in study population.....	49
Table 7.1 aggression and violence and no of years of education.....	50
Table 8: employment status of the study group.....	50
Table 8.1 aggression and violence and employment status of the study Group.....	51
Table 10: residence status of the study group.....	52
Table 10.1 aggression and violence and residence status in study group....	53
Table 11: frequency distribution of suicide risk in study population.....	53
Table 11.1 aggression and violence and suicide risk.....	54

Table 12: length of admission in study population.....	55
Table 12.1 aggression and violence and length of admission.....	55
Table 13: marital status of the study population.....	56
Table 13.1 aggression and violence and marital status.....	58

LIST OF FIGURES

	Page
Figure1: Conceptual framework.....	10
Figure2: bar chart showing gender distribution in study population.....	38
Figure3: bar chart showing aggression and violence in study group.....	42
Figure4: bar chart showing marital status in study population.....	57

ABBREVIATIONS

DSM IV	Diagnostic and Statistical Manual of Mental Disorders
OCD	Obsessive and Compulsive Disorder
WHO	World Health Organization
NOS	Not Otherwise Specified
A&V	Aggression and Violence