



REFERENCES

- Bai, Y., Lin, D., Wu, F., Wang, Z., and Xing, B. (2010). Adsorption of Triron X-series surfactants and its role in stabilizing multi-walled carbon nanotube suspension. Chemosphere, 79, 362-367.
- Bai, Y., Park, I.S., Lee, A.J., Bae, T.S., Watari, F., Uo, M., and Lee, M.H. (2011). Aqueous dispersion of surfactant-modified multiwalled carbon nanotubes and their application as an antibacterial agent. Carbon, 49, 3663-3671.
- Banerjee, S., and Wong, S.S. (2004). Demonstration of diameter-selective reactivity in the sidewall ozonation of SWNTs by Resonance Raman spectroscopy. Nano Letters, 4(8), 1445-1450.
- Barthos, R., Méhn, D., Demortier, A., Pierard, N., Morciaux, Y., Demortier, G., Fonseca, A., and Nagy, J.B. (2005). Functionalization of single-walled carbon nanotubes by using alkyl-halides. Carbon, 43(2), 321-325.
- Bystrzejewski, M., Huczko, A., Lange, H., Gemming, T., Büchner, B., and Rummeli, M.H. (2010). Dispersion and diameter separation of multi-wall carbon nanotubes in aqueous solutions. Journal of Colloid and Interface Science, 345, 138-142.
- Carabineiro, S.A.C., Pereira, M.F.R., Pereira, J.N., Caparros, C., Sencadas, V. and Lanceros-Mendex, S. (2011). Effect of the carbon nanotube surface characteristics on the conductivity and dielectric constant of carbon nanotube/poly(vinylidene fluoride) composites. Nanoscale Research Letters, 6, 302.
- Chen, Q., Dai, L., Gao, M., Huang, S., and Mau, A. (2001). Plasma activation of carbon nanotubes for chemical modification. Journal of Physical Chemistry B, 105(2), 618-622.
- Chen, S., Shen, W., Wu, G., Chen, D., and Jiang, M. (2005). A new approach to the functionalization of single-walled carbon nanotubes with both alkyl and carboxyl groups. Chemical Physical Letters, 402(4-6), 312-317.

- Chen, Y., Haddon, R.C., Fang, S., Rao, A.M., Eklund, P.C., Lee, W.H., Dickey, E.C., Grulke, E.A., Pendergrass, J.C., Chavan, A., Haley, B.E., and Smalley, R.E. (1998). Organic functional groups to single-walled carbon nanotube material. Journal of Materials Research, 13, 2423-2431.
- Davis, J.J., Green, M.L.H., Hill, H.A.O., Leung, Y.C., Sadler, P.J., Sloan, J., Xavier, A.V., and Tsang, S.C. (1998). The immobilisation of proteins in carbon nanotubes. Inorganica Chimica Acta, 272(1-2), 261-266.
- Geng, Y., Liu, M. Y., Li, J., Shi, X.M., and Kim, J.K. (2008). Effects of surfactant treatment on mechanical and electrical properties of CNT/epoxy nanocomposites. Composites: Part A, 39, 1876–1883.
- Gupta, S.D., and Bhagwat, S.S. (2005). Adsorption of surfactants on carbon black-water interface. Journal of Dispersion Science and Technology, 26, 111-120.
- Hait, S.K., Majhi, P.R., Blume, A., and Moulik, S.P. (2003). A critical assessment of micellization of sodium benzene sulfonate (SDBS) and its interaction with poly(vinyl pyrrolidone) and hydrophobically modified polymers, JR 400 and LM 200. Journal of Physical Chemistry B, 107, 3650-3658.
- Holzinger, M., Vostrovsky, O., Hirsch, A., Hennrich, F., Kappes, M., Weiss, R., and Jellen, F. (2001). Sidewall functionalization of carbon nanotubes. Angewandte Chemie International Edition, 40(21), 4002-4005.
- Huang, L., Maltesh, C., and Somasundaran, P. (1996). Adsorption behavior of cationic and nonionic surfactants mixtures at the alumina-water interface. Journal of Colloid and Interface Science, 177 (1), 222-228.
- Islam, M.F., Rojas, E., Bergey, D.M., Johnson, A.T., and Yodth, A.G. (2003). High weight fraction surfactant solubilization of single-wall carbon nanotubes in water. Nano Letters, 3(2), 269-273.
- Keren, K., Berman, R.S., Buchstab, E., Sivan, U., and Braun, E. (2003). DNA-templated carbon nanotube field-effect transistor. Science, 302(5649), 1380-1382.

- Khare, B.N., Wilhite, P., Quinn, R.C., Chen, B., Schingler, R.H., Tran, B., Imanaka, H., So, C.R., Bauschlicher, C.W., and Meyyappan, M.J. (2004). Functionalization of carbon nanotubes by ammonia glow-discharge: experiments and modeling. Journal of Physical Chemistry B, 108(24), 8166-8172.
- Machado, M.F., Bergmann, C.P., Fernandes, T.H.M., Lima, E.C., Roywe, B., Calvete, T., and Fagan, S.B. (2011). Adsorption of reactive red M-2BE dye from water solutions by multi-walled carbon nanotubes and activated carbon. Journal of Hazardous Materials, 192, 1122-1131.
- Matarredona, O., Rhoads, H., Li, Z., Harwell, J.H., Balzano, L., and Resasco, D.E. (2003). Dispersion of single-walled carbon nanotubes in aqueous solutions of the anionic surfactant NaDDBS. Journal of Physical Chemistry B, 107(48), 13357-13367.
- Mickelson, E.T., Huffman, C.B., Rinzler, A.G., Smalley, R.E., Hauge, R.H., and Margrave, J.L. (1998). Fluorination of single-wall carbon nanotubes. Chemical Physics Letters, 296(1-2), 188-194.
- Nunzi, F., Mercuri, F., De Angelis, F., Sgamellotti, A., Re, N., and Giannozzi, P.J. (2004). Coordination and haptotropic rearrangement of $\text{Cr}(\text{CO})_3$ on (n,0) nanotube sidewalls: a dynamical density functional study. Journal of Physical Chemistry B, 108(17), 5243-5249.
- O'Connell, M.J., Boul, P., Ericson, L.M., Huffman, C., Wang, Y., Haroz, E., Kuper, C., Tour, J., Ausman, K.D., and Smalley, R.E. (2001). Reversible water-solubilization of single-walled carbon nanotubes by polymer wrapping. Chemical Physics Letters, 342, 265-271.
- Paria, S., and Khilar, K.C. (2004). A review on experimental studies of surfactant adsorption at the hydrophobic solid-water interface. Advances in Colloid and Interface Science, 110(3), 75-95.
- Pekker, S., Salvétat, J.P., Jakab, E., Bonard, J.M., and Forro, L. (2001). Hydrogenation of carbon nanotubes and graphite in liquid ammonia. Journal of Physical Chemistry B, 105(33), 7938-7943.

- Peng, H., Reverdy, P., Khabashesku, V.N., and Margrave, J.L. (2003). Sidewall functionalization of single-walled carbon nanotubes with organic peroxides. Chemical Communications, 362-363.
- Qin, S., Qin, D., Ford, W.T., Resasco, D.E., and Herrera, J.E. (2004). Functionalization of single-walled carbon nanotubes with polystyrene via grafting to and grafting from methods. Macromolecules, 37(3), 752-757.
- Railsback (2006). Some Fundamentals of Mineralogy and Geochemistry. Department of Geology, University of Georgia, Georgia, U.S.A.
- Rastogi, R., Kaushal, R., Tripathi, S.K., Sharma, A.L., Kaur, I., and Bharadwaj, L.M. (2008). Comparative study of carbon nanotube dispersion using surfactants. Journal of Colloid and Interface Science, 328, 421-428.
- Rosen, M.J. (2004). Surfactants and Interfacial Phenomena. 3rd ed. New York: John Wiley and Sons.
- Sabba, Y., and Thomas, E.L. (2004). High-concentration dispersion of single-wall carbon nanotubes. Macromolecules, 37(13), 4815-4820.
- Sloan, J., Dunin-Borkowski, R.E., Hutchison, J.L., Coleman, K.S., Clifford Williams, V., Claridge, J.B., York, A.P.E., Xu, C., Bailey, S.R., Brown, G., Friedrichs, S., and Green, M.L.H. (2000). The size distribution, imaging and obstructing properties of C₆₀ and higher fullerenes formed within arc-grown single walled carbon nanotubes. Chemical Physics Letters, 316(3-4), 191-198.
- Soria-Sánchez, M., Maroto-Valiente, A., Guerrero-Ruiz, A., and Necskaia, D.M. (2010). Adsorption of non-ionic surfactants on hydrophobic and hydrophilic carbons surfaces. Journal of Colloid and Interface Science, 343, 194-199.
- Strano, M.S., Moore, V.C., Miller, M.K., Allen, M.J., Haroz, E.H., Kittrell, C., Haude, R.H., and Smalley, R.E. (2003). The role of surfactant adsorption during ultrasonication in single-walled carbon nanotubes. Journal of Nanoscience and Nanotechnology, 3, 81-86.
- Supalassate, P. (2004). Surfactant adsorption on plastic surfaces and its relation to wetting phenomena, M.S. Thesis in Petrochemical Technology, The Petroleum and Petrochemical College, Chulalongkorn University.

- Tagmatarchis, N., Georgakilas, V., Prato, M., and Shinohara, H. (2002). Sidewall functionalization of single-walled carbon nanotubes through electrophilic addition. Chemical Communications, 18, 2010-2011.
- Tan, X., Fang, M., Chen, C., Yu, S., and Wang, X. (2008). Counterion effects of nickel and sodium dodecylbenzene sulfonate adsorption to multiwalled carbon nanotubes in aqueous solution. Carbon, 46, 1741-1750.
- Tang, B.Z., and Xu, H. (1999). Preparation, alignment, and optical properties of soluble poly(phenylacetylene)-wrapped carbon nanotubes. Macromolecules, 32(8), 2569-2576.
- Tasis, D., Tagmatarchis, N., Bianco, A., and Prato, M. (2006). Chemistry of carbon nanotubes. Chemical Reviews, 106, 1105-1136.
- Thongpae, B. (2008). Correlation of surfactant adsorption and wettability on hydrophobic surfaces: mixed cationic and nonionic surfactants systems, M.S. Thesis in Petrochemical Technology, The Petroleum and Petrochemical College, Chulalongkorn University.
- Vaisman, L., Wagner, H.D., and Marom, G. (2007). The role of surfactants in dispersion of carbon nanotubes. Advances in Colloid and Interface Science, 128-130, 37-46.
- Werder, T., Walther, J.H., Jaffe, R.L., Halicioglu, T., Noca, F., and Koumoutsakos, P. (2001). Molecular dynamics simulation of contact angles of water droplets in carbon nanotubes. Nano Letters, 1(12), 697-702.
- Yang, K., Jing, Q., Wu, W., Zhu, L., and Xing, B. (2010). Adsorption and conformation of a cationic surfactant on single-walled carbon nanotubes and their influence on naphthalene sorption. Environmental Science Technology, 44, 681-687.
- Yu, J., Grossiord, N., Koning, C.E., and Loos, J. (2007). Controlling the dispersion of multi-walled carbon nanotubes in aqueous surfactant solution. Carbons, 25, 618-623.
- Yurekli, K., Mitchell, C.A., and Krishnamoorti, R. (2004). Small-angle neutron scattering from surfactant-assisted aqueous dispersions of carbon nanotubes. Journal of the American Chemical Society, 126(32), 9902-9903.

Zhu, J., Peng, H., Rodriguez-Macias, F., Margrave, J.L., Khabashesku, V.N., Imam, A.M., Lozano, K., and Barrera, E.V. (2004). Reinforcing epoxy polymer composites through covalent integration of functionalized nanotubes. Advanced Functional Materials, 14(7), 643-648.

“Adsorption at the solid liquid interface.” Perc. 2 Feb 2010. 15 Nov 2011
<www.perc.ufl.edu/courses/intephen02/_files/surfactants.ppt>

APPENDICES

Appendix A Adsorption Isotherms of Surfactant Solution

Table A1 Adsorption isotherm on activated carbons of CPC

Initial concentration ($\mu\text{mol/L}$)	Equilibrium concentration ($\mu\text{mol/L}$)	Amounts of adsorbed surfactant per specific area of adsorbent ($\mu\text{mol/m}^2$)
322.58	103.46	2.46
476.19	208.50	3.00
566.04	295.51	3.03
833.33	410.06	4.75
1000	617.23	4.29
1111.11	770.96	3.81
1250	894.40	3.99
2000	1648.06	3.95
4000	3574.95	4.77
6000	5477.52	5.86
8000	7516.52	5.42
10000	9546.38	5.09

Table A2 Adsorption isotherm on MWCNTs of CPC

Initial concentration ($\mu\text{mol/L}$)	Equilibrium concentration ($\mu\text{mol/L}$)	Amounts of adsorbed surfactant per specific area of adsorbent ($\mu\text{mol/m}^2$)
66.23	50.56	0.46
103.39	75.28	0.82
135.17	105.27	0.87
217.40	149.44	1.99
219.70	161.91	1.69
356.42	247.89	3.18
584.40	411.14	5.07
1406.82	1141.66	7.76
1426.17	1194.88	6.77
1494.82	1316.34	5.22
2227.20	1985.25	7.08
4232.03	3988.95	7.11
6135.34	5898.47	6.93
8000	7795.65	5.98
10000	9714.10	8.37

Table A3 Adsorption isotherm on activated carbons of SDBS

Initial concentration ($\mu\text{mol/L}$)	Equilibrium concentration ($\mu\text{mol/L}$)	Amounts of adsorbed surfactant per specific area of adsorbent ($\mu\text{mol/m}^2$)
99.01	63.72	0.40
196.08	114.42	0.92
697.67	555.63	1.59
909.09	741.12	1.88
1250	1057.29	2.16
1428.57	1157.80	3.04
2000	1681.97	3.57
2500	2155.25	3.87
3000	2656.29	3.85
3333.33	3026.04	3.45
3636.36	3294.63	3.83
4000	3611.99	4.35
5000	4668.04	3.7
6000	5592.65	4.57
8000	7497.89	5.63

Table A4 Adsorption isotherm on MWCNTs of SDBS

Initial concentration ($\mu\text{mol/L}$)	Equilibrium concentration ($\mu\text{mol/L}$)	Amounts of adsorbed surfactant per specific area of adsorbent ($\mu\text{mol/m}^2$)
99.01	19.77	2.32
196.08	71.96	3.63
384.62	220.16	4.81
697.67	507.65	5.56
909.09	704.32	5.99
1250	1005.20	7.16
1428.57	1192.33	6.91
1666.67	1441.45	6.59
2000	1715.26	8.33
3000	2808.82	5.59
4000	3543.38	13.36
4444.44	4156.58	8.42
5000	4746.54	7.42
6000	5696.90	8.87
8000	7809.12	5.59

Table A5 Adsorption isotherm on activated carbons of OP(EO)₁₀

Initial concentration (μmol/L)	Equilibrium concentration (μmol/L)	Amounts of adsorbed surfactant per specific area of adsorbent (μmol/m ²)
49.50	16.79	0.37
75.76	34.40	0.46
98.04	53.20	0.50
138.89	92.20	0.52
161.29	101.53	0.67
192.31	124.98	0.75
212.77	147.49	0.73
238.10	174.89	0.71
283.02	212.40	0.79
312.50	242.41	0.79
454.55	353.74	1.13
625	523.18	1.14
1111.11	968.29	1.60
1428.57	1301.20	1.43
2142.86	2005.02	1.55
2857.14	2664.27	2.16
10000	9842.98	1.76

Table A6 Adsorption isotherm on MWCNTs of OP(EO)₁₀

Initial concentration (μmol/L)	Equilibrium concentration (μmol/L)	Amounts of adsorbed surfactant per specific area of adsorbent (μmol/m ²)
49.50	16.65	0.96
75.76	37.13	1.13
98.04	41.67	1.65
121.95	63.47	1.71
138.89	71.07	1.98
161.29	99.55	1.81
192.31	107.16	2.49
212.77	132.96	2.34
238.10	155.25	2.42
283.02	183.99	2.90
312.5	209.99	3.00
454.55	343.41	3.25
625	522.76	2.99
1111.11	945.53	4.84
1428.57	1280.21	4.34
2142.86	1943.86	5.82
2857.14	2652.75	5.98
10000	9812.34	5.49

Appendix B UV-Vis Spectra of Surfactant Solutions Dispersed MWCNTs without Any Dilution

Table B1 UV-Vis Spectra of MWCNTs dispersed in 0.1 times of critical micelle concentration of surfactants and without surfactant

Time (Sec)	0% Surfactant	CPC	SDBS	OP(EO) ₁₀
0	0.2142	0.2928	0.4313	0.3026
500	0.0721	0.1349	0.1517	0.1547
1000	0.0464	0.1084	0.0743	0.0911
1500	0.0372	0.1067	0.0522	0.0854
2000	0.0221	0.0773	0.0479	0.0668
2500	0.0291	0.0598	0.0414	0.0502
3000	0.0375	0.0555	0.0459	0.0511
3500	0.0244	0.048	0.033	0.0431
4000	0.0233	0.0509	0.03	0.0373

Table B2 UV-Vis Spectra of MWCNTs dispersed in critical micelle concentration of surfactants and without surfactant

Time (sec)	0% surfactant	CPC	SDBS	OP(EO) ₁₀
0	0.2142	0.3809	0.2792	0.5887
500	0.0721	0.1866	0.182	0.1575
1000	0.0464	0.1018	0.1519	0.1254
1500	0.0372	0.127	0.1255	0.1056
2000	0.0221	0.0913	0.118	0.0971
2500	0.0291	0.0842	0.1151	0.0991
3000	0.0375	0.0789	0.1168	0.0948
3500	0.0244	0.0798	0.1131	0.0925
4000	0.0233	0.0777	0.1118	0.0839

Table B3 UV-Vis Spectra of MWCNTs dispersed in 10 times of critical micelle concentration of surfactants and without surfactant

Time (sec)	0% surfactant	CPC	SDBS	OP(EO) ₁₀
0	0.2142	0.4371	0.4614	0.7659
500	0.0721	0.2945	0.3819	0.511
1000	0.0464	0.2561	0.3362	0.4565
1500	0.0372	0.2405	0.3403	0.4502
2000	0.0221	0.2263	0.3456	0.4406
2500	0.0291	0.2214	0.34	0.4422
3000	0.0375	0.228	0.3366	0.4345
3500	0.0244	0.2211	0.3344	0.4403
4000	0.0233	0.2181	0.3331	0.4335

Table B4 UV-Vis Spectra of MWCNTs dispersed with different concentrations of CPC and without surfactant

Time (sec)	0% surfactant	0.1 CMC	CMC	10 CMC
0	0.2142	0.3129	0.3809	0.4371
500	0.0721	0.1105	0.1866	0.2945
1000	0.0464	0.0719	0.1018	0.2561
1500	0.0372	0.0678	0.127	0.2405
2000	0.0221	0.0589	0.0913	0.2263
2500	0.0291	0.0591	0.0842	0.2214
3000	0.0375	0.0514	0.0789	0.228
3500	0.0244	0.0425	0.0798	0.2211
4000	0.0233	0.0395	0.0777	0.2181

Table B5 UV-Vis Spectra of MWCNTs dispersed with different concentrations of SDBS and without surfactant

Time (sec)	0% surfactant	0.1 CMC	CMC	10 CMC
0	0.2142	0.2957	0.2792	0.4614
500	0.0721	0.083	0.182	0.3819
1000	0.0464	0.0514	0.1519	0.3362
1500	0.0372	0.0314	0.1255	0.3403
2000	0.0221	0.028	0.118	0.3456
2500	0.0291	0.036	0.1151	0.34
3000	0.0375	0.0239	0.1168	0.3366
3500	0.0244	0.0225	0.1131	0.3344
4000	0.0233	0.0165	0.1118	0.3331

Table B6 UV-Vis Spectra of MWCNTs dispersed with different concentrations of OP(EO)₁₀ and without surfactant

Time (sec)	0% surfactant	0.1 CMC	CMC	10 CMC
0	0.2142	0.364	0.5887	0.7659
500	0.0721	0.1284	0.1575	0.511
1000	0.0464	0.0848	0.1254	0.4565
1500	0.0372	0.0488	0.1056	0.4502
2000	0.0221	0.0598	0.0971	0.4406
2500	0.0291	0.0456	0.0991	0.4422
3000	0.0375	0.0415	0.0948	0.4345
3500	0.0244	0.0365	0.0925	0.4403
4000	0.0233	0.0333	0.0839	0.4335

Appendix C Zeta Potential Values of MWCNTs

Table C1 Zeta potential values of MWCNTs at natural pH of CPC solution

0.1 CPC	0.5 CPC	CPC	1.5 CPC	2 CPC
38.21	55.83	72.4	66.76	91.89
36.1	62.24	78.2	82.83	98.39
30.63	66.76	72.68	79.08	110
28.16	51.89	80.45	97.49	107.4
23.37	61.32	86.31	74.74	99.59
28.24	54.1	69.01	78.42	107.4
30.98	68.5	67.48	89.22	102.9
35.74	68.24	66.52	71	113.3
31.57	45.37	88.8	75.35	116.2
30.42	63.86	64.53	87.96	102.3
36.52	65.79	62.77	72.68	102.3
40.4	51.32	82.68	88.38	128.3
37.83	49.32	58.67	81.52	127
32.69	61.1	69.52	79.77	104.6
29.96	61.32	63.21	87.96	96.47
36.76	45.6	62.14	92.36	82.26
28.31	68	55.58	83.75	102.9
22.16	62.56	68.5	86.31	115.5
28.27	52.19	75.67	77.41	95.47
31.14	40.95	57.76	79.08	90.53
31.24	36.02	57.57	88.38	118.4

0.1 CPC	0.5 CPC	CPC	1.5 CPC	2 CPC	
33.86	36.37	67.74	81.89	100.1	
30.47	53.95	66.52	71.84	94.49	
27.18	60.5	63.86	72.96	92.82	
37.67	41.49	64.3	81.89	100.1	
34.75	37.15	62.35	83.75	102.9	
21.93	41.77	63.86	88.8	94.99	
35.17	45.93	78.74	89.96	94.49	
48.67	56.1	63.86	85.1	96.46	
43.91	45.49	79.08	82.26	110.6	
39.66	62.35	77.74	93.36	111.2	
39.06	51.61	71	79.08	102.9	
38.06	41.68	61.71	72.5	91.43	
33.46	55.92	60.5	79.86	114.8	
41.12	62.98	59.63	80.07	120	
28.68	66.27	53.79	75.35	123.6	
31.33	51.75	56.86	79.08	87.11	
40.4	59.05	57.94	72.68	87.96	
41.12	56.86	64.53	81.89	102.9	
39.15	51.32	67.48	88.38	98.6	
Av.	33.85875	54.2705	67.5485	81.52875	103.5138

Table C2 Zeta potential values of MWCNTs at natural pH of SDBS solution

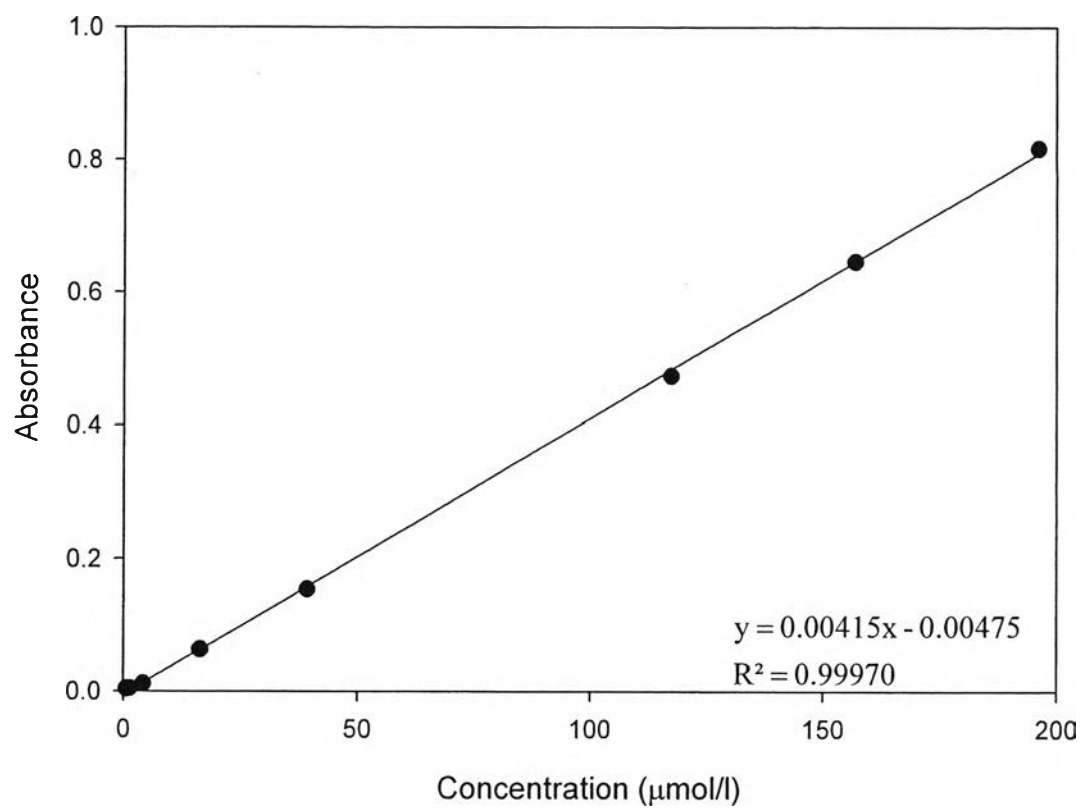
0.1 SDBS	0.5 SDBS	SDBS	1.5 SDBS	2 SDBS
-95.4	-122	-130	-110	-134
-89.6	-128	-93.7	-150	-116
-66.5	-137	-100	-135	-135
-49.9	-146	-110	-115	-138
-102	-138	-104	-112	-116
-108	-87.1	-127	-131	-162
-70.7	-132	-138	-128	-116
-80.8	-142	-131	-116	-117
-48.5	-95.9	-124	-127	-139
-72.1	-142	-132	-112	-166
-56.5	-113	-177	-142	-175
-75.6	-189	-149	-143	-160
-75	-126	-104	-117	-147
-102	-116	-93.3	-120	-123
-56.2	-120	-123	-132	-132
-93.3	-75.6	-119	-144	-140
-101	-100	-149	-122	-175
-65.7	-112	-152	-130	-155
-73.5	-112	-107	126	-132
-80.8	-91.8	-98	-143	-145
-84.7	-90.9	-134	-137	-194
-80.4	-90.1	-148	-115	-183
-87.9	-114	-92.8	-128	-193

	0.1 SDBS	0.5 SDBS	SDBS	1.5 SDBS	2 SDBS
	-107	-146	-136	-122	-166
	-82.6	-101	-122	-113	-176
	-116	-114	-122	-117	-135
	-138	-85.1	-90.1	-154	-151
	-114	-132	-96.9	-160	-134
	-89.6	-98.5	-125	-154	-137
	-104	-79.7	-131	-160	-175
	-74.7	-99	-119	-152	-172
	-69.2	-102	-126	-113	-142
	-65.3	-94.4	-110	-125	-153
	-62.1	-100	-102	-114	-134
	-104	-108	-137	-132	-194
	-75.9	-97.4	-94.4	-125	-179
	-78	-95.6	-120	-126	-118
	-93.3	-87.5	-116	-135	-126
	-62.7	-95.4	-96.5	-148	-121
	-115	-102	-142	-135	-194
Av.	-84.19	-111.45	-120.5	-124.2	-150

Table C3 Zeta potential values of MWCNTs at natural pH of OP(EO)₁₀ solution

0.1 OP(EO) ₁₀	0.5 OP(EO) ₁₀	OP(EO) ₁₀	1.5 OP(EO) ₁₀	2 OP(EO) ₁₀
-47.6	-43.6	-51.6	-75.3	-86.7
-55.4	-57.5	-65.5	-82.2	-75.9
-63.6	-48.1	-74.7	-74.4	-98.1
-72.6	-46.6	-55.5	-65.5	-84.7
-30.4	-56.1	-54.5	-64.3	-102
-56.1	-54.2	-58.3	-66.2	-96.4
-41.8	-50	-57.7	-61.3	-101
-33.3	-63.8	-67.7	-79	-76.6
-43.8	-59.43	-63.2	-80.1	-74.7
-38.5	-41.5	-63.6	-67.7	-90.5
-35.3	-51.8	-52.4	-74.1	-99.5
-34.7	-42.4	-73.5	-73.8	-92.3
-44.7	-52.2	-58.6	-68.7	-91.4
-59	-48.1	-60.1	-59.2	-95.2
-42.7	-52.6	-59.8	-67.5	-105
-22.7	-51.4	-68.5	-70.7	-83.9
-19.2	-50.7	-70.1	-75.4	-102
-22.3	-39.8	-64	-74.4	-86.7
-27.2	-50.7	-65.2	-77.5	-94.6
-25.4	-41.3	-67.4	-79.4	-87.7
-23.2	-50.6	-83	-61.3	-89.6

	0.1 OP(EO) ₁₀	0.5 OP(EO) ₁₀	OP(EO) ₁₀	1.5 OP(EO) ₁₀	2 OP(EO) ₁₀
	-24	-42.7	-58.8	-73.1	-77.7
	-18.8	-40.4	-54.9	-68.5	-96.9
	-42.7	-52.3	-50.3	-73.8	-75.3
	-30.5	-57.3	-68	-74.7	-90.1
	-30.9	-41.3	-72.1	-69.3	-106
	-25.8	-42.6	-69.9	-62.3	-99
	-35.1	-50	-56.2	-63.2	-81.8
	-38	-43	-55.8	-68.8	-81
	-40.3	-39	-49.9	-72.4	-80.7
	-40	-35.1	-59.2	-67.9	-87.5
	-57	-40.5	-58.63	-74	-92.1
	-53.1	-47.6	-49.7	-57.9	-104
	-34.8	-49.3	-55.7	-64	-84.7
	-45.4	-45.2	-67.4	-74.9	-83.3
	-38.2	-45.2	-66.5	-79.4	-87.5
	-32.6	-60.2	-63.6	-65.4	-108
	-42.6	-55.7	-62.5	-70.7	-95.6
	-33.4	-45.1	-75.3	-72.9	-85.6
	-30.7	-50.4	-65.4	-69.1	-96.7
Av.	-38.34	-48.38	-62.37	-70.51	-90.7

Appendix D Calibration Curve of Surfactant Solution**Figure D1** Calibration curve of CPC solution.

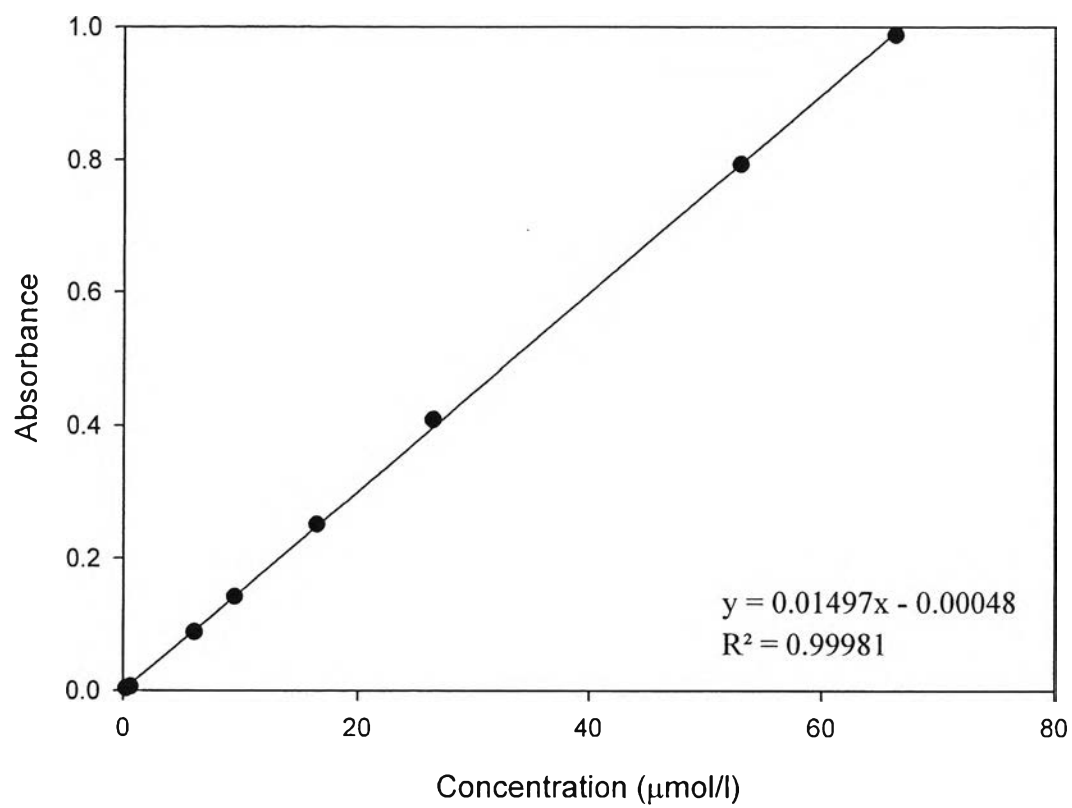


Figure D2 Calibration curve of SDBS solution.

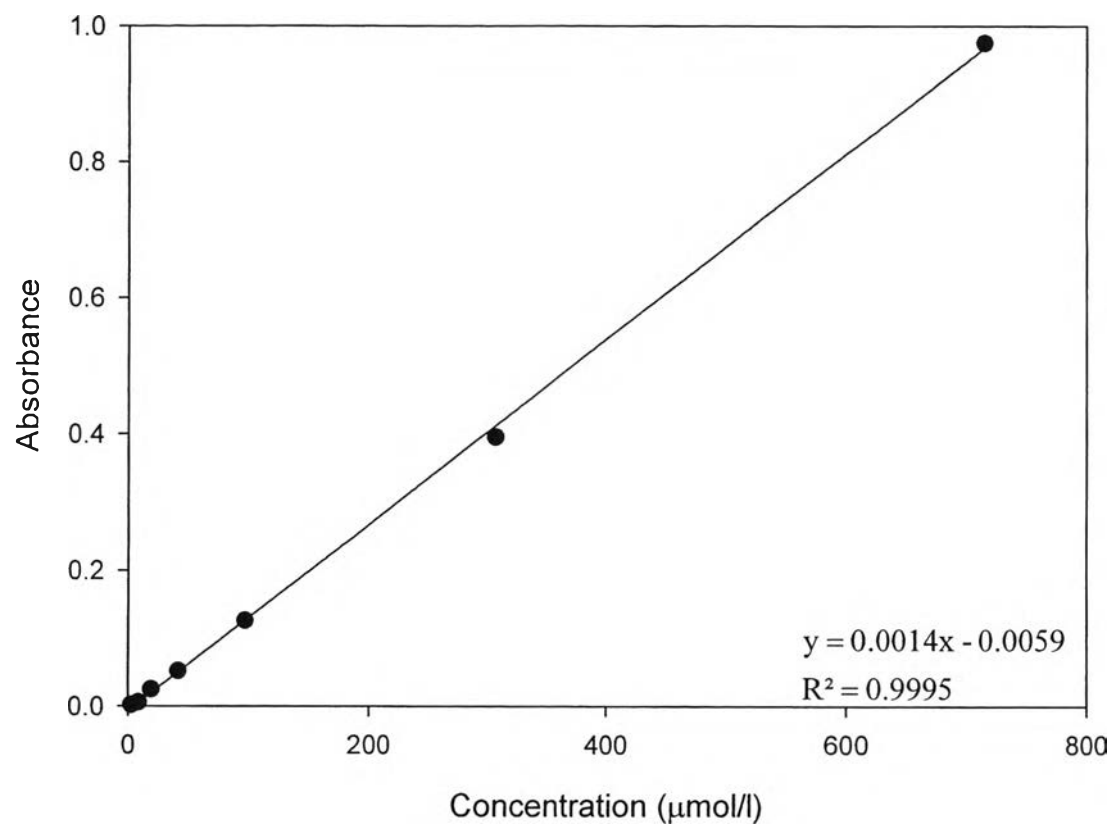


Figure D3 Calibration curve of OP(EO)₁₀ solution.

Appendix E Example of Calculation for Surfactant Adsorption Isotherms

Adsorption for solution of CPC on MWCNTs

$$\Gamma = \frac{(C_o - C_e) * V}{W * A_s}$$

Where

Γ = The amounts of adsorbed surfactant per specific area of adsorbent ($\mu\text{mol}/\text{m}^2$)

C_o = Initial surfactant solution concentration ($\mu\text{mol}/\text{L}$)

C_e = Equilibrium surfactant solution concentration ($\mu\text{mol}/\text{L}$)

V = The volume of a surfactant solution (mL)

W = The weight of carbonaceous adsorbents (mg)

A_s = The specific surface area of carbonaceous adsorbents (m^2/g).

The adsorption isotherm was a plot between adsorption of surfactant on MWCNTs ($\mu\text{mol}/\text{m}^2$) and concentration of surfactant solution ($\mu\text{mol}/\text{L}$).

$$C_o = 10,000 \mu\text{mol}/\text{L}$$

Equilibrium concentration of surfactant was converted from

$$\text{UV-Vis spectrophotometer (wavelength)} \rightarrow \mu\text{mol}/\text{L}$$

The concentration of surfactant solution should be diluted about 51 times before using UV spectrophotometer in order to get the accurate absorbance.

Calibration equation for CPC solution from UV-Vis spectrophotometer,

$$Y = 0.00415 X - 0.00475$$

Where $X = C_c, (\mu\text{mol/L})$

$Y = \text{Wavelength}$

Substituting into calibration equations,

$$X = (0.79584 + 0.00475) / 0.00415$$

Diluted concentration $X = 192.91325 \mu\text{mol/L}$

Real concentration $X = 192.91325 \times 51 = 9838.58 \mu\text{mol/L}$

Thus, surfactant adsorption for solution of CPC on MWCNTs at 10,000 $\mu\text{mol/L}$, initial concentration is

$$\Gamma = \frac{(10000 - 9838.57575) \mu\text{mol/L} * 20\text{mL}}{2.5 \text{ mg} * 273.4 \text{ m}^2/\text{g}} = 4.723 \mu\text{mol/m}^2$$

CURRICULUM VITAE

Name: Ms. Wipawan Mattavakul

Date of Birth: March 29, 1988

Nationality: Thai

University Education:

2006-2010 Bachelor Degree of Petrochemicals and Polymeric Materials Engineering, Faculty of Engineering and Industrial Technology, Silpakorn University, Nakhon Pathom, Thailand.

Work Experience:

2009	Position:	Student Internship
	Company name:	Bayer Thai Co., Ltd. Rayong, Thailand

Proceedings:

1. Mattavakul, W.; and Kitiyanan, B. (2012, April 24) Effect of Surfactant Adsorption on Multi-walled Carbon Nanotube Dispersion. Proceedings of the 3rd Research Symposium on Petrochemical and Materials Technology and the 18th PPC Symposium on Petroleum, Petrochemical, and Polymers, Bangkok, Thailand.

