

**EXPERIENCE OF SENIOR HIGH SCHOOL STUDENT
MOTORCYCLISTS ON DRINKING AND DRIVING
IN VIENTIANE MUNICIPALITY, LAO PDR**



Mr. Ketsomsouk Bouphavanh

**A Thesis Submitted in Partial Fulfillment of the Requirements
for the Degree of Master of Public Health in Health Systems Development**

**College of Public Health
Chulalongkorn University**

Academic Year 2003

ISBN 974-9599-21-7

Copyright of Chulalongkorn University

Thesis Title : Experience of Senior High School Student Motorcyclists on
Drinking and Driving in Vientiane Municipality, Lao PDR

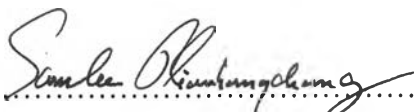
By : Mr. Ketsomsouk Bouphavanh

Field of Study : Health Systems Development


Thesis Advisor : Marc Van der Putten, Ph.D.


Thesis Co-advisor : Assist. Prof. Pimonpan Isarabhakdi, Ph.D


Accepted by the College of Public Health, Chulalongkorn University, Bangkok
Thailand in Partial Fulfillment of the Requirements for the Master's Degree

..... Dean of the College of Public Health
(Samlee Plianbangchang, M.D., Dr.P.H.)

THESIS COMMITTEE

.....Chairperson
(Jumroon Mikhanorn, M.D., M.P.A.(Hons.), D.P.H.)

.....Thesis Advisor
(Marc Van der Putten, Ph.D.)

.....Thesis Co-advisor
(Assist. Prof. Pimonpan Isarabhakdi, Ph.D.)

PH: 022333 : MAJOR HEALTH SYSTEMS DEVELOPMENT PROGRAMME
KEY WORD : EXPERIENCE/ DRIVING / DRINKING / HIGH SCHOOL
STUDENTS/ MOTORCYCLISTS

KETSOMSOUK BOUPHAVANH: THESIS TITLE: EXPERIENCE OF
SENIOR HIGH SCHOOL STUDENT MOTORCYCLISTS ON DRINKING
AND DRIVING IN VIENTIANE MUNICIPALITY, LAO PDR. THESIS
ADVISOR: MARC VAN DER PUTTEN Ph.D., 116 pp. ISBN 974 -9599 -21-7

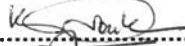

Purpose: To describe motorcycle driving and drinking experiences among senior high school students in Vientiane, Laos, to inform a planned health promotion intervention.

Objectives: To describe (1) demographic characteristics, (2) driving behavior, (3) drinking experience, (4) road traffic accident experiences and (5) their interrelationships

Method: A cross sectional survey, using a self-administered questionnaire, was carried out among 394 senior high school students selected by multistage sampling procedure. A descriptive analysis was applied using frequencies, proportions and mean.

Main results: The median age of students was 17 years, with parity in gender distribution and a mean monthly family income of 1,245,120 Kip (S.D. 253.86) and a mean own income of 113,535 Kip/month (S.D. 90.24). On average students started driving a motorbike at 14 years, 18.5% obtained a driving license and only 12.7% used a helmet. Students reported to overtake in restricted zones, drive reckless, stop in non-stop zones and violate traffic lights. 70.7% took alcoholic drinks, 58.1% took alcohol regularly with peers. 43.1% faced motorcycle accidents. The frequency of accidents increased with alcohol use. Male had a more risky driving style than females, and used more frequent alcohol. Parties, family events and public entertainment places were common drinking places. Male students are more likely to drive after drinking. Males, reported more heavy drinking at one occasion than females. Those that used alcohol as well as those that drive after drinking showed a more risky driving style and more accident experiences.

Conclusions: There is a relationship between driving, drinking and motorcycle accidents. Male students are at higher risk to use alcohol, to drive risky and to face accidents. Findings were not conclusive on the relationship between severity of injuries and the use of alcohol and helmet.

Field of study Health Systems Development Student's signature 
Academic year 2003 Advisor's signature 

ACKNOWLEDGEMENTS

I would like to offer my sincere gratitude and thanks to the following:

I would like to thank the Dean, Faculty of Medical Sciences, National University of Laos, for kindly nominating me as a candidate for MPH course in the College Of Public Health, Chulalongkorn University.

I would like to express my appreciation to the Department of Technology Economic Cooperation, Bangkok, Thailand for giving me the financial support without which I would not have been able to continue and complete my course on time.

I would also like to thank the Dean and all the professors of The College of Public Health, Chulalongkorn University, especially Ajarn Nuntavan and Valaikanya for their needful contribution and sharing knowledge on this thesis and for all other staff for their kind cooperation and hospitality which made me feel homely.

I have the privilege to express my deepest gratitude to Ajarn Marc Van der Putten, Advisor, who was always ready all the time, paying attention to the details, construction criticisms, and even sacrificed his leisure time and holidays for guiding me and clarification of the process in writing the thesis.

I would also like to express my sincere gratitude to Ajarn Jumroon Mikhanorn chairman and Ajarn Phimonphan Isarabhakdi, Co-advisor, for sparing their valuable time, interest and utmost concern, careful attention to details, continuous kind guidance in completing and approval of my thesis.

I am also very much obliged to all the respondents of this study especially to who are the main sources of information of this study and to the service providers without whose kind cooperation conducting this study could have never been possible.

I would also like to thank to Praphon, Amnuay and Janshai especially in helping me in managing computer tasks even on holidays. I have the opportunity to express my thanks to Sunanta and Polaya for helping me for information sources.

Thanks are also due to the kind assistance and encouragement of the following persons: Madav, Orn, Suthat, Gyembo Dorji, Sonam, Seri, Bee, Lina and Mon.

I also, like to thank Dr. Tapas Gurung, for sparing his personal computer without which I would not have been able to complete my thesis on time.

Last but not least, I would like to give my profound gratitude to my parents, my wife, sons and daughters, for their kind support and management everything at home during my stay in Thailand.

Ketsomsouk Bouphavanh
August, 2003.

TABLE OF CONTENTS

	Page
ABSTRACT.....	iii
ACKNOWLEDGEMENTS.....	iv
TABLE OF CONTENTS.....	v
LIST OF TABLES.....	x
LIST OF FIGURES.....	xii
LIST OF ABBREVIATIONS.....	xiii

CHAPTER I INTRODUCTION

1. Background.....	1
2. Situation of Road Traffic Accidents in Lao.P.D.R.....	2
3. Problem Significance and Rationale.....	3
4. Conceptual Framework.....	4
5. Purpose of the Study.....	7
6. Research Questions.....	7
7. Objectives.....	7

CHAPTER II LITERATURE REVIEW

1. Introduction.....	9
2. Global Burden of the Problem.....	9
3. Burden of the Road Traffic Accidents in Lao PDR.....	11
4. Definitions on the Terminology related to Road Traffic Accidents.....	12
• Definition of Accident.....	12
• What are Injuries?.....	12

• Why are Injuries not Referred to as Accidents?.....	13
5. Causes of Road Traffic Accidents.....	13
6. Previous Studies.....	16
7. Prevention.....	17
8. The Problem Behavior Theory.....	18
9. Adolescent Drinking and Driving: Theoretical Model.....	19
10. Blood Alcohol Concentration and Traffic Accidents.....	21
11. Alcohol and Traffic Safety : A Complex Problem.....	22

CHAPTER III RESEARCH METHODOLOGY

1. Research Design.....	26
2. Study Site and Time.....	26
3. Study Population.....	26
4. Sampling and Simple Size.....	26
5. Inclusion Criteria.....	28
6. Research Instruments.....	28
7. Variable and Measurement.....	29
8. Reliability and Validity.....	29
9. Data Collection.....	30
10. Data Analysis.....	30
11. Ethical Consideration.....	31
12. Expectations.....	31
13. Limitations.....	31

CHAPTER IV RESEARCH RESULT

1. Socio-demographic Characteristics of the Respondents.....	33
2. Socio-economic Characteristics of the Respondents	34
3. Driving Behavior.....	35
3.1.Driving Experience.....	35
3.2.Driving Style.....	36
4. Drinking Experience.....	41
5. Road Traffic Accident Experience.....	44
6. Relationship among Socio-demographic Characteristics, Driving Behavior, Drinking Experience and Road Traffic Accidents.....	47
6.1. The relationship between Socio-demographic Characteristics and Driving Experience.....	47
6.2. The relationship between Socio- Characteristics and Driving Style.....	49
6.3. The relationship between Socio-demographic Characteristics and Drinking Experience.....	51
6.4. The Association between Socio-economic Profile and Drinking Experience	57
6.5. The Relationship between Driving Style and Drinking	57
6.6. The Relationship between Driving after Drinking and Driving Style.....	60
6.7.The Relationship between Socio-demographic Characteristics and Road Traffic Accidents.....	61

6.8. The Relationship between Driving Experience and Road Traffic Accident Experience.....	62
6.9. The Relationship between Driving Style and Road Traffic Accident	63
6.10. The relationship between Drinking and Road Traffic Accident.....	64
CHAPTER V DISCUSSION	
- Introduction	68
- Reflection on Findings.....	69
- Summary	71
CHAPTER VI CONCLUSION	
1.What are the Socio-demographic Characteristics of Senior High School Students in Vientiane Municipality?.....	72
2. How do Students Describe their Own Driving Behavior ?.....	72
3. What Drinking Experience do Students Have ?.....	74
4 What is the Students' Experience with Road Traffic Accidents?.....	74
5. What is the Relationship between Socio-demographic Characteristics, Driving Experience, Drinking Experience and Road Traffic Accidents?.....	75
CHAPTER VII RECOMMENDATIONS.....	79
REFERENCES.....	81
APPENDICES.....	85
Appendix A budget.....	86
Appendix B Schedule of Activities.....	87

Appendix C Questionnaire form.....	88
Appendix D Questionnaire form (Lao version).....	92
Appendix E Operational Definition	96
Appendix F Results.....	97
BIOGRAPHY.....	116

LISTS OF TABLES

	Page
Table 1 Disease Burden Measured in Disability-adjusted Life Years.....	11
Table 2 Estimating the Blood Alcohol level (BAL) on the Basis of Number of Drinks.....	25
Table 3 Variable and Level of Measurement.....	29
Table 4 Distribution of Frequencies and Proportions on Respondents by Socio-demographic Characteristics.....	34
Table 5 Distribution of Proportions on Driving Style	38
Table 6 Distribution of Proportions on Helmet Use.....	40
Table 7 Distribution of Proportions Alcohol Drinking Experience.....	41
Table 8 Distribution of Frequencies and Proportions on Drinking Frequency and Quantity of one Occasion	42
Table 9 Distribution of Frequencies and Proportions on Drinking Companies, Drinking Place and Type of Drinking Occasion	43
Table 10 Distribution of Frequencies and Proportions on Occurrences of having Six or More drinks at One Occasion.....	43
Table11 Distribution of Frequencies and Proportions on Driving after Drinking..	44
Table12 Distribution of Frequencies and Proportions on Accident Experience and Accident Frequency.....	44
Table13 Distribution of Frequencies and Proportions on Types of Injuries for the First, Second, Third and Forth.....	46

Table 14 Distribution of Frequencies and Proportions of Gender on Driving Experience.....	47
Table 15 Association between Age and Driving Experience.....	49
Table 16 Association between Drinking and Gender.....	51
Table 17 Association between Gender and Driving after Drinking.....	54
Table 18 Association between Age and Drinking Experience.....	55
Table 19 Association between Driving after Drinking and Age.....	56
Table 20 Association between Gender and Road Traffic Accident Experience.....	61
Table 21 Association between Age and Road Traffic Accidents Experience.....	61
Table 22 Association between Driving Experience and Road Traffic accidents.....	62
Table 23 Association between Road Traffic Accidents and Drinking Experience and Frequency of Drinking.....	64
Table 24 Association between Quantity of One Occasion and Road Traffic Accidents.....	65
Table 25 Association between Frequency of Six or More Drinks and Road Traffic Accidents.....	65
Table 26 Association between Drinking Occasion and Road Traffic Accidents.....	66
Table 27 Association between Driving after Drinking and Road Traffic Accidents.....	67

LIST OF FIGURES

	Page
Figure 1 Conceptual Framework.....	6
Figure 2 A simplified Block Diagram of the Driver Functions in the Driver-Vehicle-Road System	15
Figure 3 Conceptual Framework of Problem Behavior Theory.....	19
Figure 4 Factors Influencing Drinking and Driving among Adolescents	21
Figure 5 Loss in Vehicle Control due to Alcohol	23
Figure 6 Distribution of Quantity of Drinks in One Occasion between Male and Female.....	53
Figure 7 Distribution of road traffic Accident by drinking frequency.....	66

ABBREVIATIONS

DD: Driving after Drinking

DWI: Driving While Impairment

RTA: Road Traffic Accidents

RTI: Road Traffic Injuries

WHO: World Health Organization

CDC: Center for Disease Control

D.E : Driving Experience