

REFERENCES

- Aarra, M. G., Hoiland, H., and Skauge, A. (1999). Phase behavior and salt partitioning in two- and three-phase anionic surfactant microemulsion system: Part I, phase behavior as a function of temperature. Journal of Colloid and Interface Science, 215, 201-215.
- Aowiriyakul, S. (1998). Alcohol-Free microemulsion formation with perchloroethylene and a gemini surfactant. M.S. Thesis in Petrochemical Technology, The Petroleum and Petrochemical College, Chulalongkorn University.
- Backlund, S., Friman, R., and Karlsson, S. (1997). Aggregation studies in alkanolic acid-alkylamine-water system. Colloids and Surfaces A: Physicochemical and Engineering, 123-124, 125-133.
- Bansal, V. K., Shah, D. O., and O'Connell, J. P. (1980). Influence of alkyl chain length compatibility on microemulsion structure and solubilization. Journal of Colloid and Interface Science, 75(2), 462-475.
- Bourrel, M. and Schechter, R. S. (Eds.). (1988). Microemulsions and related systems. Surfactant Sciences Series 30. New York: Marcel Dekker.
- Dierkes, F., Haegel, F.-H., and Schwuger, M. J. (1998). Low-temperature microemulsions for the situ extraction of contaminants from soil. Colloids and Surfaces A: Physicochemical and Engineering, 141, 217-225.
- Edwards, D. A., Luthy, R. G., and Liu, Z. (1991). Solubilization of polycyclic aromatic hydrocarbons in micellar nonionic surfactant solubilizations. Environmental Science Technology, 25(1), 127-133.

- Healy, R. N. and Reed, R. L. (1976). Some physiochemical aspects of microemulsion flooding. In Shah, D. O., and Schechter, R. S. (Eds.). A review improved oil recovery by surfactant and polymer flooding. London: Academic Press.
- Kahlweit, M. (1995). How to prepare microemulsions at prescribed temperature, oil, and brine. The Journal of Physical Chemistry, 99(4), 1281-1284.
- Kahlweit, M., Busse, G., Faulhaber, B., and Eibl, H. (1995). Preparing nontoxic microemulsions. Langmuir, 11(11), 4185-4187.
- Kahlweit, M., Strey, R., Hasse, D., Kunieda, H., Schmeling, T., Faulhaber, B., Borkovec, M., Eicke, H. -F., Busse, G., Eggers, F., Funck, TH., Richmann, H., Magid, L., Soderman, O., Stilbs, P., Winkler, J., Dittrich, A., and Jahn, W. (1987). How to study microemulsion. Journal of Colloid and Interface Science. 118(2), 436-453.
- Maidment, L. J., Chen, V., and Warr G. G. (1997). Effect of added cosurfactant on ternary microemulsion structure and dynamics. Colloids and Surfaces A: Physicochemical and Engineering Aspects, 129-130, 311-319.
- Meziani, A., Zradba, A., Touraud, D., Clause, M., and Kunz, W. (1997). Can aldehydes participate in the nanostructuring of liquids containing charged micelles. Journal of Molecular Liquids. 74(73), 107-118.
- Savelli, M. P., Solans, C., Pons, R., Clause, M., and Erra, P. (1996). Keratin cystine reactivity in microemulsion media: influence of cosurfactant chain length. Colloids and Surfaces A: physicochemical and Engineering. 119, 155-162.
- Selle, M. H., Sjoblom, J., and Skutveit, R. (1991). Emulsions under elevated pressure and temperature conditions; II. the model system water (electrolyte)-octanoic acid-sodium octanoate-n-heptane at 20 °C. Journal of Colloid and Interface Science, 1(144), 36-44.

- Sharma, M. K. and Shan, D. O. (1985). Macro- and microemulsion in enhanced oil recovery. In Shan, D. O. (Eds.). Macro- and micro emulsions theory and applications. Washington DC: American Chemical Society.
- Shiao, S. Y., Chhabra, V., Patist, A., Free, M. L., Huibers, P. D. T., Gregory, A., Patel, S., and Shah, D. O. (1998). Chain length compatibility effects in mixed surfactant systems for technological applications. Advances in Colloid and Interface Science, 74, 1-29.
- Sjoblom, J., Lindberg, R., and Friberg, S. E. (1996). Microemulsions-phase equilibria characterization structures, applications and chemical reactions. Advances in Colloid and Interface Science, 95, 125-287.
- Solans, C. and Kunieda, H. (Eds.). (1997). Industrial applications of microemulsions. Surfactant Science Series 66. New York: Marcel Dekker.
- Sunwoo, C. K. and Wade, W. H. (1992). Optimal surfactant structures for cosurfactant-free microemulsion systems I. C16 and C14 Guerbet alcohol hydrophoes. Journal Dispersion Science and Technology, 13 (5), 491-514.
- Thevinin, M. A., Grossiord, J. L., and Poelman, M. C. (1997). Sucrose esters/cosurfactant microemulsion systems for transdermal delivery: assessment of bicontinuous structure. International journal of Phamaceutics, 137, 177-186.
- Trotta, M., Pattarino, F., and Grosa, G. (1998). Formation of lecithin-based microemulsions cotaining n-alkanol phosphocholines. International Journal of Pharmaceutics, 174, 253-259.
- West, C. C. and Harwell, J. H. (1992). Surfactant and subsurface remediation. Environmental Science Technology, 26(12), 2324-2330.

Yao, J. and Romsted, L. S. (1997). Effect of hydrocarbon and triglyceride oils on butanol distribution in water-in-oil cationic microemulsion. Colloids and Surfaces, 123-124, 89-105.

APPENDICES

APPENDIX A: EXPERIMENTAL DATA ON PHASE BEHAVIOR STUDY (OCTANOIC ACID COSURFACTANT)

Effect of Temperature

Sodium dodecyl sulfate	=	1.22% – 6.42 %
Initial oil/water volume ratio	=	1/1
Weight ratio of SDS/Octanoic acid	=	40/60
Temperature	=	25 - 35 °C
Electrolyte (NaCl)	=	0.65% - 4.28 %
Density of octanoic acid (C8)	=	0.91 g/cc
Density of hexane	=	0.659 g/cc

NOTE: Microemulsion systems were prepared by sequentially adding the stock solutions of SDS (0.19908 g/ml) and NaCl (0.2500 g/ml), octanoic acid and hexane to make the 10 ml solution volume.

Weight % SDS, %(SDS+C₈) and % NaCl were calculated relative to total weight, where
total weight = wt (5mL water + mL hexane added)

NOTE : Example of the calculation for microemulsion preparations

Example ; SDS 0.5 mL, NaCl 0.96 mL

$$\text{wt of SDS} = (0.5 \text{ mL})(0.19908 \text{ g/mL}) = 0.0995 \text{ g}$$

$$\text{g of SDS/ g of octanoic} = 40/60$$

$$\text{g of octanoic acid} = (60/40) \times (0.0995 \text{ g}) = 0.1493 \text{ g}$$

$$\text{mL of octanoic acid} = (0.1493 \text{ g}) / (\text{Density } C_8 \text{ } 0.91 \text{ g/cc}) = 0.164 \text{ mL}$$

$$\text{g of hexane (C}_6\text{)} = (5 \text{ mL} - 0.165 \text{ mL } C_8) \times (\text{Density } C_6 \text{ } 0.659 \text{ g/cc}) = 3.186 \text{ g}$$

$$\%(\text{SDS} + \text{octanoic acid}) = [\text{wt } (0.0995 \text{ g SDS} + 0.1493 \text{ g octanoic acid}) / \text{wt } (5 \text{ g water} + 3.186 \text{ g hexane})] \times 100 = 3.04\%$$

$$\% \text{ NaCl} = [(0.96 \text{ mL} \times 0.250 \text{ g/mL}) / \text{wt } (5 \text{ g water} + 3.186 \text{ g hexane})] \times 100 = 2.93\%$$

$$\% \text{ SDS} = [0.0995 / (5 \text{ g water} + 3.186 \text{ g hexane})] \times 100 = 1.22\%$$

Table A-1 Data of sample preparation for 1.22% SDS, NaCl scan, 25 °C, 35°C.

Volume, mL					Weight, g						Wt%			Emulsion type	
SDS stock	NaCl stock	H ₂ O	C ₈	Hexane	SDS	NaCl	H ₂ O	C ₈	Hexane	H ₂ O+C ₆	SDS	SDS+C ₈	NaCl	25 °C	35°C
0.50	0.96	3.54	0.165	4.84	0.0995	0.240	5.00	0.149	3.186	8.186	1.22	3.04	2.93	I	I
0.50	1.00	3.50	0.165	4.84	0.0995	0.250	5.00	0.149	3.186	8.186	1.22	3.04	3.05	I	N/A
0.50	1.06	3.44	0.165	4.84	0.0995	0.265	5.00	0.149	3.186	8.186	1.22	3.04	3.24	I	I
0.50	1.07	3.43	0.165	4.84	0.0995	0.268	5.00	0.149	3.186	8.186	1.22	3.04	3.27	III	I
0.50	1.08	3.42	0.165	4.84	0.0995	0.270	5.00	0.149	3.186	8.186	1.22	3.04	3.30	III	I
0.50	1.12	3.38	0.165	4.84	0.0995	0.280	5.00	0.149	3.186	8.186	1.22	3.04	3.42	III	N/A
0.50	1.14	3.36	0.165	4.84	0.0995	0.285	5.00	0.149	3.186	8.186	1.22	3.04	3.48	II	I
0.50	1.20	3.3	0.165	4.84	0.0995	0.300	5.00	0.149	3.186	8.186	1.22	3.04	3.66	II	I
0.50	1.30	3.2	0.165	4.84	0.0995	0.325	5.00	0.149	3.186	8.186	1.22	3.04	3.97	II	I
0.50	1.40	3.1	0.165	4.84	0.0995	0.350	5.00	0.149	3.186	8.186	1.22	3.04	4.28	II	III

Table A-2 Data of sample preparation for 2.46% SDS, NaCl scan, 25 °C, 35°C.

Volume, mL					Weight, g						Wt%			Emulsion type	
SDS stock	NaCl stock	H ₂ O	C ₈	Hexane	SDS	NaCl	H ₂ O	C ₈	Hexane	H ₂ O+C ₆	SDS	SDS+C ₈	NaCl	25 °C	35°C
1.0	0.78	3.22	0.33	4.67	0.1991	0.195	5.00	0.30	3.078	8.078	2.46	6.16	2.42	I	N/A
1.0	0.80	3.20	0.33	4.67	0.1991	0.200	5.00	0.30	3.078	8.078	2.46	6.16	2.48	III	I
1.0	0.82	3.18	0.33	4.67	0.1991	0.205	5.00	0.30	3.078	8.078	2.46	6.16	2.54	III	I
1.0	0.83	3.17	0.33	4.67	0.1991	0.208	5.00	0.30	3.078	8.078	2.46	6.16	2.57	III	I
1.0	0.84	3.16	0.33	4.67	0.1991	0.210	5.00	0.30	3.078	8.078	2.46	6.16	2.60	II	I
1.0	0.85	3.15	0.33	4.67	0.1991	0.213	5.00	0.30	3.078	8.078	2.46	6.16	2.63	II	I
1.0	0.86	3.14	0.33	4.67	0.1991	0.215	5.00	0.30	3.078	8.078	2.46	6.16	2.66	II	I
1.0	0.88	3.12	0.33	4.67	0.1991	0.220	5.00	0.30	3.078	8.078	2.46	6.16	2.73	II	N/A
1.0	0.90	3.10	0.33	4.67	0.1991	0.225	5.00	0.30	3.078	8.078	2.46	6.16	2.79	II	I

Table A-3 Data of sample preparation for 3.23% SDS, NaCl scan, 25 °C, 35°C.

Volume, mL					Weight, g						Wt%			Emulsion type	
SDS stock	NaCl stock	H ₂ O	C ₈	Hexane	SDS	NaCl	H ₂ O	C ₈	Hexane	H ₂ O+C ₆	SDS	SDS+C ₈	NaCl	25 °C	35°C
1.30	0.70	3.00	0.425	4.58	0.259	0.175	5.00	0.388	3.015	8.015	3.23	8.07	2.18	I	I
1.30	0.72	2.98	0.425	4.58	0.259	0.180	5.00	0.388	3.015	8.015	3.23	8.07	2.25	I	I
1.30	0.74	2.96	0.425	4.58	0.259	0.185	5.00	0.388	3.015	8.015	3.23	8.07	2.31	I	N/A
1.30	0.75	2.95	0.425	4.58	0.259	0.187	5.00	0.388	3.015	8.015	3.23	8.07	2.33	I	I
1.30	0.75	2.95	0.425	4.58	0.259	0.189	5.00	0.388	3.015	8.015	3.23	8.07	2.35	III	I
1.30	0.76	2.94	0.425	4.58	0.259	0.190	5.00	0.388	3.015	8.015	3.23	8.07	2.37	II	I
1.30	0.80	2.90	0.425	4.58	0.259	0.200	5.00	0.388	3.015	8.015	3.23	8.07	2.50	II	I
1.30	0.84	2.86	0.425	4.58	0.259	0.210	5.00	0.388	3.015	8.015	3.23	8.07	2.62	II	N/A

Table A-4 Data of sample preparation for 3.74% SDS, NaCl scan, 25 °C, 35°C.

Volume, mL					Weight, g						Wt%			Emulsion type	
SDS stock	NaCl stock	H ₂ O	C ₈	Hexane	SDS	NaCl	H ₂ O	C ₈	Hexane	H ₂ O+C ₆	SDS	SDS+C ₈	NaCl	25 °C	35°C
1.50	0.660	2.840	0.49	4.51	0.2986	0.165	5.00	0.448	2.972	7.972	3.74	9.36	2.07	I	I
1.50	0.700	2.800	0.49	4.51	0.2986	0.175	5.00	0.448	2.972	7.972	3.74	9.36	2.20	I	I
1.50	0.710	2.790	0.49	4.51	0.2986	0.178	5.00	0.448	2.972	7.972	3.74	9.36	2.23	I	N/A
1.50	0.716	2.784	0.49	4.51	0.2986	0.179	5.00	0.448	2.972	7.972	3.74	9.36	2.25	II	N/A
1.50	0.720	2.780	0.49	4.51	0.2986	0.180	5.00	0.448	2.972	7.972	3.74	9.36	2.26	II	I
1.50	0.760	2.740	0.49	4.51	0.2986	0.190	5.00	0.448	2.972	7.972	3.74	9.36	2.38	II	N/A
1.50	0.780	2.720	0.49	4.51	0.2986	0.195	5.00	0.448	2.972	7.972	3.74	9.36	2.45	II	III

Table A-5 Data of sample preparation for 4.01% SDS, NaCl scan, 25 °C, 35°C.

Volume, mL					Weight, g						Wt%			Emulsion type	
SDS stock	NaCl stock	H ₂ O	C ₈	Hexane	SDS	NaCl	H ₂ O	C ₈	Hexane	H ₂ O+C ₆	SDS	SDS+C ₈	NaCl	25 °C	35°C
1.60	0.56	2.84	0.525	4.48	0.3185	0.140	5.00	0.478	2.949	7.949	4.01	10.01	1.76	I	I
1.60	0.64	2.76	0.525	4.48	0.3185	0.160	5.00	0.478	2.949	7.949	4.01	10.01	2.01	I	I
1.60	0.68	2.72	0.525	4.48	0.3185	0.170	5.00	0.478	2.949	7.949	4.01	10.01	2.14	I	N/A
1.60	0.70	2.70	0.525	4.48	0.3185	0.175	5.00	0.478	2.949	7.949	4.01	10.01	2.20	I	I
1.60	0.72	2.68	0.525	4.48	0.3185	0.180	5.00	0.478	2.949	7.949	4.01	10.01	2.26	II	I
1.60	0.74	2.66	0.525	4.48	0.3185	0.185	5.00	0.478	2.949	7.949	4.01	10.01	2.33	II	III
1.60	0.76	2.64	0.525	4.48	0.3185	0.190	5.00	0.478	2.949	7.949	4.01	10.01	2.39	II	III

Table A-6 Data of sample preparation for 4.27% SDS, NaCl scan, 25 °C, 35°C.

Volume, mL					Weight, g						Wt%			Emulsion type	
SDS stock	NaCl stock	H ₂ O	C ₈	Hexane	SDS	NaCl	H ₂ O	C ₈	Hexane	H ₂ O+C ₆	SDS	SDS+C ₈	NaCl	25 °C	35°C
1.70	0.50	2.80	0.555	4.45	0.3384	0.125	5.00	0.508	2.929	7.929	4.27	10.67	1.58	I	I
1.70	0.56	2.74	0.555	4.45	0.3384	0.140	5.00	0.508	2.929	7.929	4.27	10.67	1.77	I	I
1.70	0.60	2.70	0.555	4.45	0.3384	0.150	5.00	0.508	2.929	7.929	4.27	10.67	1.89	I	N/A
1.70	0.66	2.64	0.555	4.45	0.3384	0.165	5.00	0.508	2.929	7.929	4.27	10.67	2.08	I	I
1.70	0.68	2.62	0.555	4.45	0.3384	0.170	5.00	0.508	2.929	7.929	4.27	10.67	2.15	II	N/A
1.70	0.70	2.60	0.555	4.45	0.3384	0.175	5.00	0.508	2.929	7.929	4.27	10.67	2.21	II	I

Table A-7 Data of sample preparation for 4.61% SDS, NaCl scan, 25 °C, 35°C.

Volume, mL					Weight, g						Wt%			Emulsion type	
SDS stock	NaCl stock	H ₂ O	C ₈	Hexane	SDS	NaCl	H ₂ O	C ₈	Hexane	H ₂ O+C ₆	SDS	SDS+C ₈	NaCl	25 °C	35°C
1.83	0.40	2.76	0.60	4.40	0.3643	0.100	5.00	0.546	2.900	7.900	4.61	11.53	1.27	I	I
1.83	0.44	2.72	0.60	4.40	0.3643	0.110	5.00	0.546	2.900	7.900	4.61	11.53	1.39	I	I
1.83	0.46	2.70	0.60	4.40	0.3643	0.115	5.00	0.546	2.900	7.900	4.61	11.53	1.46	IV	I
1.83	0.48	2.68	0.60	4.40	0.3643	0.120	5.00	0.546	2.900	7.900	4.61	11.53	1.52	IV	I
1.83	0.50	2.66	0.60	4.40	0.3643	0.125	5.00	0.546	2.900	7.900	4.61	11.53	1.58	IV	I
1.83	0.52	2.64	0.60	4.40	0.3643	0.130	5.00	0.546	2.900	7.900	4.61	11.53	1.65	IV	I
1.83	0.78	2.38	0.60	4.40	0.3643	0.195	5.00	0.546	2.900	7.900	4.61	11.53	2.47	IV	II
1.83	0.80	2.36	0.60	4.40	0.3643	0.200	5.00	0.546	2.900	7.900	4.61	11.53	2.53	II	II
1.83	0.86	2.30	0.60	4.40	0.3643	0.215	5.00	0.546	2.900	7.900	4.61	11.53	2.72	II	II
1.83	0.88	2.28	0.60	4.40	0.3643	0.220	5.00	0.546	2.900	7.900	4.61	11.53	2.79	II	II
1.83	0.90	2.26	0.60	4.40	0.3643	0.225	5.00	0.546	2.900	7.900	4.61	11.53	2.85	II	II

Table A-8 Data of sample preparation for 5.06% SDS, NaCl scan, 25 °C, 35°C.

Volume, mL					Weight, g						Wt%			Emulsion type	
SDS stock	NaCl stock	H ₂ O	C ₈	Hexane	SDS	NaCl	H ₂ O	C ₈	Hexane	H ₂ O+C ₆	SDS	SDS+C ₈	NaCl	25 °C	35°C
2.00	0.40	2.60	0.655	4.34	0.3982	0.100	5.00	0.597	2.863	7.863	5.06	12.65	1.27	I	I
2.00	0.42	2.58	0.655	4.34	0.3982	0.105	5.00	0.597	2.863	7.863	5.06	12.65	1.34	IV	I
2.00	0.44	2.56	0.655	4.34	0.3982	0.110	5.00	0.597	2.863	7.863	5.06	12.65	1.40	IV	I
2.00	0.46	2.54	0.655	4.34	0.3982	0.115	5.00	0.597	2.863	7.863	5.06	12.65	1.47	IV	IV
2.00	0.50	2.50	0.655	4.34	0.3982	0.125	5.00	0.597	2.863	7.863	5.06	12.65	1.59	IV	IV
2.00	0.54	2.46	0.655	4.34	0.3982	0.135	5.00	0.597	2.863	7.863	5.06	12.65	1.72	IV	IV
2.00	0.80	2.20	0.655	4.34	0.3982	0.200	5.00	0.597	2.863	7.863	5.06	12.65	2.55	II	IV
2.00	0.84	2.16	0.655	4.34	0.3982	0.210	5.00	0.597	2.863	7.863	5.06	12.65	2.67	II	IV
2.00	0.88	2.12	0.655	4.34	0.3982	0.220	5.00	0.597	2.863	7.863	5.06	12.65	2.80	II	II
2.00	0.90	2.10	0.655	4.34	0.3982	0.225	5.00	0.597	2.863	7.863	5.06	12.65	2.86	II	N/A

Table A-9 Data of sample preparation for 5.60% SDS, NaCl scan, 25 °C, 35°C.

Volume, mL					Weight, g						Wt%			Emulsion type	
SDS stock	NaCl stock	H ₂ O	C ₈	Hexane	SDS	NaCl	H ₂ O	C ₈	Hexane	H ₂ O+C ₆	SDS	SDS+C ₈	NaCl	25 °C	35°C
2.20	0.30	2.50	0.72	4.28	0.4380	0.075	5.00	0.657	2.821	7.821	5.60	14.00	0.96	I	I
2.20	0.34	2.46	0.72	4.28	0.4380	0.085	5.00	0.657	2.821	7.821	5.60	14.00	1.09	IV	I
2.20	0.38	2.42	0.72	4.28	0.4380	0.095	5.00	0.657	2.821	7.821	5.60	14.00	1.22	IV	IV
2.20	0.40	2.40	0.72	4.28	0.4380	0.100	5.00	0.657	2.821	7.821	5.60	14.00	1.28	IV	IV
2.20	0.54	2.26	0.72	4.28	0.4380	0.135	5.00	0.657	2.821	7.821	5.60	14.00	1.73	IV	IV
2.20	0.56	2.24	0.72	4.28	0.4380	0.140	5.00	0.657	2.821	7.821	5.60	14.00	1.79	IV	IV
2.20	0.60	2.20	0.72	4.28	0.4380	0.150	5.00	0.657	2.821	7.821	5.60	14.00	1.92	IV	N/A
2.20	0.64	2.16	0.72	4.28	0.4380	0.160	5.00	0.657	2.821	7.821	5.60	14.00	2.05	IV	IV
2.20	0.70	2.10	0.72	4.28	0.4380	0.175	5.00	0.657	2.821	7.821	5.60	14.00	2.24	II	IV
2.20	0.80	2.00	0.72	4.28	0.4380	0.200	5.00	0.657	2.821	7.821	5.60	14.00	2.56	II	II

Table A-10 Data of sample preparation for 6.42% SDS, NaCl scan, 25 °C, 35°C.

Volume, mL					Weight, g						Wt%			Emulsion type	
SDS stock	NaCl stock	H ₂ O	C ₈	Hexane	SDS	NaCl	H ₂ O	C ₈	Hexane	H ₂ O+C ₆	SDS	SDS+C ₈	NaCl	25 °C	35°C
2.50	0.20	2.30	0.82	4.18	0.4977	0.050	5.00	0.747	2.755	7.755	6.42	16.04	0.65	I	I
2.50	0.22	2.28	0.82	4.18	0.4977	0.055	5.00	0.747	2.755	7.755	6.42	16.04	0.71	I	I
2.50	0.24	2.26	0.82	4.18	0.4977	0.060	5.00	0.747	2.755	7.755	6.42	16.04	0.78	IV	IV
2.50	0.30	2.20	0.82	4.18	0.4977	0.075	5.00	0.747	2.755	7.755	6.42	16.04	0.97	IV	IV
2.50	0.36	2.14	0.82	4.18	0.4977	0.090	5.00	0.747	2.755	7.755	6.42	16.04	1.16	IV	N/A
2.50	0.42	2.08	0.82	4.18	0.4977	0.105	5.00	0.747	2.755	7.755	6.42	16.04	1.36	IV	N/A
2.50	0.48	2.02	0.82	4.18	0.4977	0.120	5.00	0.747	2.755	7.755	6.42	16.04	1.55	IV	IV
2.50	0.54	1.96	0.82	4.18	0.4977	0.135	5.00	0.747	2.755	7.755	6.42	16.04	1.74	IV g	N/A
2.50	0.56	1.94	0.82	4.18	0.4977	0.140	5.00	0.747	2.755	7.755	6.42	16.04	1.81	IV g	IV
2.50	0.58	1.92	0.82	4.18	0.4977	0.145	5.00	0.747	2.755	7.755	6.42	16.04	1.87	IV g	IV
2.50	0.60	1.90	0.82	4.18	0.4977	0.150	5.00	0.747	2.755	7.755	6.42	16.04	1.94	II	IV
2.50	0.68	1.82	0.82	4.18	0.4977	0.170	5.00	0.747	2.755	7.755	6.42	16.04	2.19	II	II
2.50	0.80	1.70	0.82	4.18	0.4977	0.200	5.00	0.747	2.755	7.755	6.42	16.04	2.58	II	N/A

APPENDIX B: EXPERIMENT DATA FOR PHASE BEHAVIOR STUDY

Effect of Equilibrium Time

Sodium dodecyl sulfate	=	1.22% - 7.81 %
Initial oil/water volume ratio	=	1/1
Weight ratio of SDS/Octanoic acid	=	40/60
Temperature	=	25 °C
Electrolyte (NaCl)	=	0.32% – 4.28 %
Density of octanoic acid (C8)	=	0.91 g/cc
Density of hexane	=	0.659 g/cc

Table B-1 Data of sample preparation for 1.22% SDS, NaCl scan, 2 weeks and 2 months equilibrium at 25°C.

Volume, mL					Weight, g						Wt%			Emulsion	Emulsion
SDS stock	NaCl Stock	H ₂ O	C ₈	Hexane	SDS	NaCl	H ₂ O	C ₈	Hexane	H ₂ O+C ₆	SDS	SDS+C ₈	NaCl	Type 2weeks	Type 2 months
0.50	0.20	4.30	0.165	4.84	0.0995	0.050	5.00	0.1493	3.1863	8.1863	1.22	3.04	0.61	I	I
0.50	0.40	4.10	0.165	4.84	0.0995	0.100	5.00	0.1493	3.1863	8.1863	1.22	3.04	1.22	I	I
0.50	0.60	3.90	0.165	4.84	0.0995	0.150	5.00	0.1493	3.1863	8.1863	1.22	3.04	1.83	I	I
0.50	0.70	3.80	0.165	4.84	0.0995	0.175	5.00	0.1493	3.1863	8.1863	1.22	3.04	2.14	I	I
0.50	0.80	3.70	0.165	4.84	0.0995	0.200	5.00	0.1493	3.1863	8.1863	1.22	3.04	2.44	I	I
0.50	0.90	3.60	0.165	4.84	0.0995	0.225	5.00	0.1493	3.1863	8.1863	1.22	3.04	2.75	I	I
0.50	0.96	3.54	0.165	4.84	0.0995	0.240	5.00	0.1493	3.1863	8.1863	1.22	3.04	2.93	I	I
0.50	0.98	3.52	0.165	4.84	0.0995	0.245	5.00	0.1493	3.1863	8.1863	1.22	3.04	2.99	I	I
0.50	1.00	3.50	0.165	4.84	0.0995	0.250	5.00	0.1493	3.1863	8.1863	1.22	3.04	3.05	III	III
0.50	1.02	3.48	0.165	4.84	0.0995	0.255	5.00	0.1493	3.1863	8.1863	1.22	3.04	3.11	III	III
0.50	1.08	3.42	0.165	4.84	0.0995	0.270	5.00	0.1493	3.1863	8.1863	1.22	3.04	3.30	III	III
0.50	1.10	3.40	0.165	4.84	0.0995	0.275	5.00	0.1493	3.1863	8.1863	1.22	3.04	3.36	III	III
0.50	1.12	3.38	0.165	4.84	0.0995	0.280	5.00	0.1493	3.1863	8.1863	1.22	3.04	3.42	III	III
0.50	1.14	3.36	0.165	4.84	0.0995	0.285	5.00	0.1493	3.1863	8.1863	1.22	3.04	3.48	II	III
0.50	1.16	3.34	0.165	4.84	0.0995	0.290	5.00	0.1493	3.1863	8.1863	1.22	3.04	3.54	II	III

0.50	1.20	3.30	0.165	4.84	0.0995	0.300	5.00	0.1493	3.1863	8.1863	1.22	3.04	3.66	II	III
0.50	1.28	3.22	0.165	4.84	0.0995	0.320	5.00	0.1493	3.1863	8.1863	1.22	3.04	3.90	II	III
0.50	1.40	3.10	0.165	4.84	0.0995	0.350	5.00	0.1493	3.1863	8.1863	1.22	3.04	4.26	II	II

Table B-2 Data of sample preparation for 3.74% SDS, NaCl scan, 2 weeks and 2 months equilibrium at 25°C.

Volume, mL					Weight, g						Wt%			Emulsion	Emulsion
SDS stock	NaCl stock	H ₂ O	C ₈	Hexane	SDS	NaCl	H ₂ O	C ₈	Hexane	H ₂ O+C ₆	SDS	SDS+C ₈	NaCl	Type 2weeks	Type 2 months
1.50	0.10	3.40	0.490	4.51	0.2986	0.025	5.00	0.4479	2.9721	7.9721	3.74	9.364	0.31	I	I
1.50	0.20	3.30	0.490	4.51	0.2986	0.050	5.00	0.4479	2.9721	7.9721	3.74	9.364	0.63	I	I
1.50	0.40	3.10	0.490	4.51	0.2986	0.100	5.00	0.4479	2.9721	7.9721	3.74	9.364	1.25	I	I
1.50	0.60	2.90	0.490	4.51	0.2986	0.150	5.00	0.4479	2.9721	7.9721	3.74	9.364	1.88	I	I
1.50	0.66	2.84	0.490	4.51	0.2986	0.165	5.00	0.4479	2.9721	7.9721	3.74	9.364	2.07	I	I
1.50	0.70	2.80	0.490	4.51	0.2986	0.175	5.00	0.4479	2.9721	7.9721	3.74	9.364	2.20	I	I
1.50	0.71	2.79	0.490	4.51	0.2986	0.178	5.00	0.4479	2.9721	7.9721	3.74	9.364	2.22	I	I
1.50	0.72	2.78	0.490	4.51	0.2986	0.180	5.00	0.4479	2.9721	7.9721	3.74	9.364	2.26	I	I
1.50	0.74	2.76	0.490	4.51	0.2986	0.185	5.00	0.4479	2.9721	7.9721	3.74	9.364	2.32	I	III
1.50	0.75	2.75	0.490	4.51	0.2986	0.188	5.00	0.4479	2.9721	7.9721	3.74	9.364	2.35	I	III
1.50	0.76	2.74	0.490	4.51	0.2986	0.190	5.00	0.4479	2.9721	7.9721	3.74	9.364	2.38	II	III
1.50	0.78	2.72	0.490	4.51	0.2986	0.195	5.00	0.4479	2.9721	7.9721	3.74	9.364	2.44	II	III
1.50	0.80	2.70	0.490	4.51	0.2986	0.200	5.00	0.4479	2.9721	7.9721	3.74	9.364	2.51	II	III
1.50	0.82	2.68	0.490	4.51	0.2986	0.205	5.00	0.4479	2.9721	7.9721	3.74	9.364	2.57	II	II
1.50	1.00	2.50	0.490	4.51	0.2986	0.250	5.00	0.4479	2.9721	7.9721	3.74	9.364	3.14	II	II

Table B-3 Data of sample preparation for 4.01% SDS, NaCl scan, 2 weeks and 2 months equilibrium at 25°C.

Volume, mL					Weight, g						Wt%			Emulsion	Emulsion
SDS stock	NaCl stock	H ₂ O	C ₈	Hexane	SDS	NaCl	H ₂ O	C ₈	Hexane	H ₂ O+C ₆	SDS	SDS+C ₈	NaCl	Type 2weeks	Type 2 months
1.60	0.46	2.94	0.525	4.48	0.3185	0.115	5.00	0.4778	2.9490	7.9490	4.01	10.02	1.45	I	I
1.60	0.60	2.80	0.525	4.48	0.3185	0.150	5.00	0.4778	2.9490	7.9490	4.01	10.02	1.89	I	I
1.60	0.70	2.70	0.525	4.48	0.3185	0.175	5.00	0.4778	2.9490	7.9490	4.01	10.02	2.20	I	I
1.60	0.72	2.68	0.525	4.48	0.3185	0.180	5.00	0.4778	2.9490	7.9490	4.01	10.02	2.26	I	III
1.60	0.74	2.66	0.525	4.48	0.3185	0.185	5.00	0.4778	2.9490	7.9490	4.01	10.02	2.33	I	III
1.60	0.75	2.65	0.525	4.48	0.3185	0.188	5.00	0.4778	2.9490	7.9490	4.01	10.02	2.36	II	III
1.60	0.76	2.64	0.525	4.48	0.3185	0.190	5.00	0.4778	2.9490	7.9490	4.01	10.02	2.39	II	III
1.60	0.80	2.60	0.525	4.48	0.3185	0.200	5.00	0.4778	2.9490	7.9490	4.01	10.02	2.52	II	III
1.60	0.82	2.58	0.525	4.48	0.3185	0.205	5.00	0.4778	2.9490	7.9490	4.01	10.02	2.58	II	II
1.60	1.00	2.40	0.525	4.48	0.3185	0.250	5.00	0.4778	2.9490	7.9490	4.01	10.02	3.15	II	II
1.60	1.20	2.20	0.525	4.48	0.3185	0.300	5.00	0.4778	2.9490	7.9490	4.01	10.02	3.77	II	II

Table B-4 Data of sample preparation for 4.27% SDS, NaCl scan, 2 weeks and 2 months equilibrium at 25°C.

Volume, mL					Weight, g						Wt%			Emulsion	Emulsion
SDS stock	NaCl stock	H ₂ O	C ₈	Hexane	SDS	NaCl	H ₂ O	C ₈	Hexane	H ₂ O+C ₆	SDS	SDS+C ₈	NaCl	Type 2weeks	Type 2 months
1.70	0.40	2.90	0.555	4.45	0.3384	0.100	5.00	0.5076	2.9293	7.9293	4.27	10.67	1.26	I	I
1.70	0.46	2.84	0.555	4.45	0.3384	0.125	5.00	0.5076	2.9293	7.9293	4.27	10.67	1.45	I	I
1.70	0.50	2.80	0.555	4.45	0.3384	0.140	5.00	0.5076	2.9293	7.9293	4.27	10.67	1.57	I	I
1.70	0.56	2.74	0.555	4.45	0.3384	0.150	5.00	0.5076	2.9293	7.9293	4.27	10.67	1.77	I	I
1.70	0.60	2.70	0.555	4.45	0.3384	0.155	5.00	0.5076	2.9293	7.9293	4.27	10.67	1.89	IV	I
1.70	0.62	2.68	0.555	4.45	0.3384	0.160	5.00	0.5076	2.9293	7.9293	4.27	10.67	1.95	IV	I
1.70	0.64	2.66	0.555	4.45	0.3384	0.170	5.00	0.5076	2.9293	7.9293	4.27	10.67	2.02	IV	I
1.70	0.68	2.62	0.555	4.45	0.3384	0.175	5.00	0.5076	2.9293	7.9293	4.27	10.67	2.14	IV	III
1.70	0.70	2.60	0.555	4.45	0.3384	0.185	5.00	0.5076	2.9293	7.9293	4.27	10.67	2.21	IV	III
1.70	0.74	2.56	0.555	4.45	0.3384	0.200	5.00	0.5076	2.9293	7.9293	4.27	10.67	2.33	II	II
1.70	0.80	2.50	0.555	4.45	0.3384	0.250	5.00	0.5076	2.9293	7.9293	4.27	10.67	2.52	II	II
1.70	1.00	2.30	0.555	4.45	0.3384	0.500	5.00	0.5076	2.9293	7.9293	4.27	10.67	3.15	II	II

Table B-5 Data of sample preparation for 4.53% SDS, NaCl scan, 2 weeks and 2 months equilibrium at 25°C.

Volume, mL					Weight, g						Wt%			Emulsion	Emulsion
SDS stock	NaCl Stock	H ₂ O	C ₈	Hexane	SDS	NaCl	H ₂ O	C ₈	Hexane	H ₂ O+C ₆	SDS	SDS+C ₈	NaCl	Type 2weeks	Type 2 months
1.80	0.10	3.10	0.590	4.41	0.3583	0.025	5.00	0.5375	2.9062	7.9062	4.53	11.33	0.32	I	I
1.80	0.20	3.00	0.590	4.41	0.3583	0.050	5.00	0.5375	2.9062	7.9062	4.53	11.33	0.63	I	I
1.80	0.30	2.90	0.590	4.41	0.3583	0.075	5.00	0.5375	2.9062	7.9062	4.53	11.33	0.95	I	I
1.80	0.40	2.80	0.590	4.41	0.3583	0.100	5.00	0.5375	2.9062	7.9062	4.53	11.33	1.26	I	I
1.80	0.46	2.74	0.590	4.41	0.3583	0.115	5.00	0.5375	2.9062	7.9062	4.53	11.33	1.45	I	I
1.80	0.48	2.72	0.590	4.41	0.3583	0.120	5.00	0.5375	2.9062	7.9062	4.53	11.33	1.52	I	I
1.80	0.50	2.70	0.590	4.41	0.3583	0.125	5.00	0.5375	2.9062	7.9062	4.53	11.33	1.58	I	I
1.80	0.60	2.60	0.590	4.41	0.3583	0.150	5.00	0.5375	2.9062	7.9062	4.53	11.33	1.90	I	I
1.80	0.64	2.56	0.590	4.41	0.3583	0.160	5.00	0.5375	2.9062	7.9062	4.53	11.33	2.02	IV	I
1.80	0.68	2.52	0.590	4.41	0.3583	0.170	5.00	0.5375	2.9062	7.9062	4.53	11.33	2.15	IV	III
1.80	0.70	2.50	0.590	4.41	0.3583	0.175	5.00	0.5375	2.9062	7.9062	4.53	11.33	2.21	IV	III
1.80	0.76	2.44	0.590	4.41	0.3583	0.190	5.00	0.5375	2.9062	7.9062	4.53	11.33	2.40	IV	II
1.80	0.77	2.43	0.590	4.41	0.3583	0.193	5.00	0.5375	2.9062	7.9062	4.53	11.33	2.43	II	II
1.80	0.78	2.42	0.590	4.41	0.3583	0.195	5.00	0.5375	2.9062	7.9062	4.53	11.33	2.46	II	II
1.80	0.80	2.40	0.590	4.41	0.3583	0.200	5.00	0.5375	2.9062	7.9062	4.53	11.33	2.53	II	II

1.80	0.82	2.38	0.590	4.41	0.3583	0.410	5.00	0.5375	2.9062	7.9062	4.53	11.33	2.60	II	II
1.80	1.00	2.20	0.590	4.41	0.3583	0.500	5.00	0.5375	2.9062	7.9062	4.53	11.33	3.16	II	II

Figure B-6 Data of sample preparation for 5.60% SDS, NaCl scan, 2 weeks and 2 months equilibrium at 25°C

Volume, mL					Weight, g						Wt%			Emulsion	Emulsion
SDS stock	NaCl Stock	H ₂ O	C ₈	Hexane	SDS	NaCl	H ₂ O	C ₈	Hexane	H ₂ O+C ₆	SDS	SDS+C ₈	NaCl	Type 2weeks	Type 2 months
2.20	0.16	2.64	0.720	4.28	0.438	0.040	5.00	0.6570	2.8205	7.8205	5.60	14.00	0.51	I	I
2.20	0.24	2.56	0.720	4.28	0.438	0.060	5.00	0.6570	2.8205	7.8205	5.60	14.00	0.77	I	I
2.20	0.30	2.50	0.720	4.28	0.438	0.075	5.00	0.6570	2.8205	7.8205	5.60	14.00	0.96	I	I
2.20	0.36	2.44	0.720	4.28	0.438	0.090	5.00	0.6570	2.8205	7.8205	5.60	14.00	1.15	I	I
2.20	0.38	2.42	0.720	4.28	0.438	0.095	5.00	0.6570	2.8205	7.8205	5.60	14.00	1.21	I	I
2.20	0.40	2.40	0.720	4.28	0.438	0.100	5.00	0.6570	2.8205	7.8205	5.60	14.00	1.28	I	I
2.20	0.54	2.26	0.720	4.28	0.438	0.135	5.00	0.6570	2.8205	7.8205	5.60	14.00	1.73	IV	I
2.20	0.56	2.24	0.720	4.28	0.438	0.140	5.00	0.6570	2.8205	7.8205	5.60	14.00	1.79	IV	IV
2.20	0.58	2.22	0.720	4.28	0.438	0.145	5.00	0.6570	2.8205	7.8205	5.60	14.00	1.85	IV	IV
2.20	0.60	2.20	0.720	4.28	0.438	0.130	5.00	0.6570	2.8205	7.8205	5.60	14.00	1.92	IV	IV
2.20	0.74	2.06	0.720	4.28	0.438	0.185	5.00	0.6570	2.8205	7.8205	5.60	14.00	2.07	IV	IV
2.20	0.76	2.04	0.720	4.28	0.438	0.190	5.00	0.6570	2.8205	7.8205	5.60	14.00	2.43	IV	IV
2.20	0.78	2.02	0.720	4.28	0.438	0.195	5.00	0.6570	2.8205	7.8205	5.60	14.00	2.49	II	IV
2.20	0.80	2.00	0.720	4.28	0.438	0.200	5.00	0.6570	2.8205	7.8205	5.60	14.00	2.56	II	II
2.20	0.84	1.96	0.720	4.28	0.438	0.210	5.00	0.6570	2.8205	7.8205	5.60	14.00	2.69	II	II

Table B-7 Data of sample preparation for 7.81% SDS, NaCl scan, 2 weeks and 2 months equilibrium at 25°C

Volume, mL					Weight, g						Wt%			Emulsion	Emulsion
SDS stock	NaCl stock	H ₂ O	C ₈	Hexane	SDS	NaCl	H ₂ O	C ₈	Hexane	H ₂ O+C ₆	SDS	SDS+C ₈	NaCl	Type 2weeks	Type 2 months
3.00	0.10	1.90	0.985	4.02	0.5972	0.025	5.00	0.8958	2.6459	7.6459	7.81	19.53	0.33	IV g	IVg
3.00	0.20	1.80	0.985	4.02	0.5972	0.050	5.00	0.8958	2.6459	7.6459	7.81	19.53	0.65	IV g	IVg
3.00	0.24	1.76	0.985	4.02	0.5972	0.060	5.00	0.8958	2.6459	7.6459	7.81	19.53	0.78	IV g	IVg
3.00	0.26	1.74	0.985	4.02	0.5972	0.065	5.00	0.8958	2.6459	7.6459	7.81	19.53	0.83	IV	IV
3.00	0.30	1.70	0.985	4.02	0.5972	0.075	5.00	0.8958	2.6459	7.6459	7.81	19.53	0.98	IV	IV
3.00	0.40	1.60	0.985	4.02	0.5972	0.100	5.00	0.8958	2.6459	7.6459	7.81	19.53	1.31	IV	IV
3.00	0.46	1.54	0.985	4.02	0.5972	0.115	5.00	0.8958	2.6459	7.6459	7.81	19.53	1.50	IV	IV
3.00	0.48	1.52	0.985	4.02	0.5972	0.120	5.00	0.8958	2.6459	7.6459	7.81	19.53	1.56	IV	IV
3.00	0.50	1.50	0.985	4.02	0.5972	0.125	5.00	0.8958	2.6459	7.6459	7.81	19.53	1.63	IV	IV
3.00	0.54	1.46	0.985	4.02	0.5972	0.135	5.00	0.8958	2.6459	7.6459	7.81	19.53	1.77	IV	IV
3.00	0.58	1.42	0.985	4.02	0.5972	0.145	5.00	0.8958	2.6459	7.6459	7.81	19.53	1.90	IV	II
3.00	0.60	1.40	0.985	4.02	0.5972	0.150	5.00	0.8958	2.6459	7.6459	7.81	19.53	1.96	II	II
3.00	0.80	1.20	0.985	4.02	0.5972	0.200	5.00	0.8958	2.6459	7.6459	7.81	19.53	2.62	II	II
3.00	1.00	1.00	0.985	4.02	0.5972	0.250	5.00	0.8958	2.6459	7.6459	7.81	19.53	3.27	II	II
3.00	1.06	0.94	0.985	4.02	0.5972	0.265	5.00	0.8958	2.6459	7.6459	7.81	19.53	3.47	II	II

3.00	1.16	0.84	0.985	4.02	0.5972	0.290	5.00	0.8958	2.6459	7.6459	7.81	19.53	3.80	II	II
3.00	1.20	0.80	0.985	4.02	0.5972	0.300	5.00	0.8958	2.6459	7.6459	7.81	19.53	3.92	II	II

APPENDIX C :
EXPERIMENTAL DATA OF RELATIVE VOLUME AND SOLUBILIZATION STUDY

Effect of Temperature (25 °C)

Sodium dodecyl sulfate	=	1.22% – 6.42 %
Initial oil/water volume ratio	=	1/1
Ratio of SDS/Octanoic acid	=	40/60
Temperature	=	25 °C
Electrolyte (NaCl)	=	0.65% - 4.28%

Example for calculation of solubilization parameter

Table C-1 1.22% SDS

Type	%NaCl	Total phase volume (mL)	Water volume solubilized (mL)	SP _w (mL/g)	Oil volume solubilized (mL)	SP _o (mL/g)
I	2.93	9.60	$9.60/2 = 4.80$	$4.80/0.0995 = 48.22$	$9.50 - 4.80 = 4.70$	$4.70/0.0995 = 47.22$
III	3.27	11.00	$(11.00/2)-5.00$ $= 0.50$	$0.50/0.0995$ $= 5.02$	$7.30-(11.00/2)$ $= 1.80$	$1.80/0.0995$ $= 18.08$
II	3.48	9.50	$(9.50/2) - 3.80$ $= 0.95$	$0.95/0.0995$ $= 9.54$	$9.50/2$ $= 4.75$	$4.75/0.0995$ $= 47.72$

Example for calculation of relative volume (Table C1)

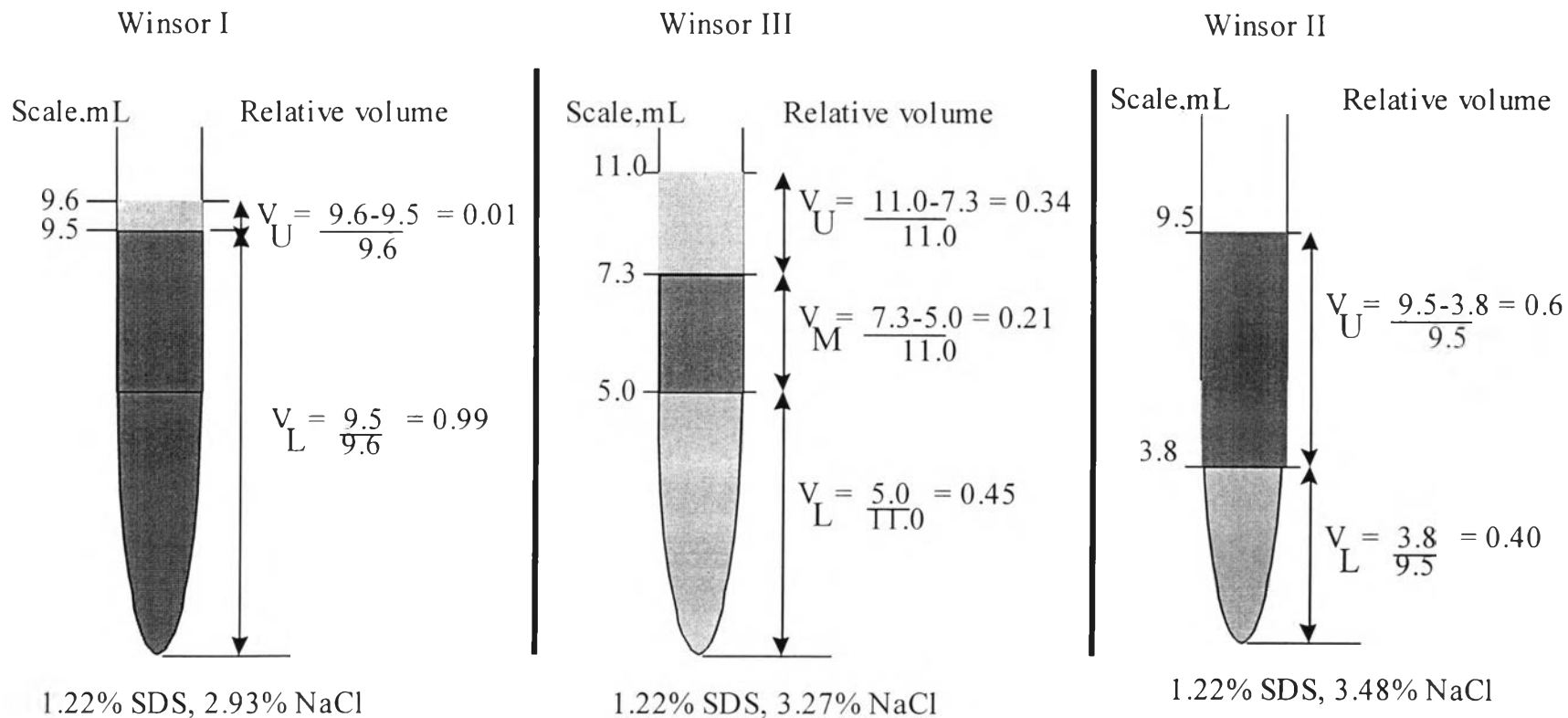


Table C-1 Relative volume and solubilization parameter for 1.22% SDS, 25 °C.

%NaCl	type	Scale of phase on centrifuge (mL)			Relative volume			Vw (mL)	Vo (mL)	Ms (g)	Solubilization Parameter	
		lower	middle	upper	lower	middle	upper				SPw (mL/g)	SPo (mL/g)
2.93	I	3.60	9.50	9.60	0.99	0.00	0.01	4.80	4.70	0.0995	48.22	47.22
3.05	I	4.20	5.60	9.40	0.60	0.00	0.40	4.70	0.90	0.0995	47.22	9.04
3.24	I	4.50	9.90	10.00	0.99	0.00	0.01	5.00	4.90	0.0995	50.23	49.23
3.27	III	5.00	7.30	11.00	0.45	0.21	0.34	0.50	1.80	0.0995	5.02	18.08
3.30	III	4.50	6.00	10.50	0.43	0.14	0.43	0.75	0.75	0.0995	7.53	7.53
3.42	III	4.30	6.40	11.00	0.39	0.19	0.42	1.20	0.90	0.0995	12.06	9.04
3.48	II	3.80	5.40	9.50	0.40	0.00	0.60	0.95	4.75	0.0995	9.54	47.72
3.66	II	4.20	5.20	9.70	0.43	0.00	0.57	0.65	4.85	0.0995	6.53	48.72
3.97	II	4.00	4.80	9.50	0.42	0.00	0.58	0.75	4.75	0.0995	7.53	47.72
4.28	II	4.00	4.60	9.60	0.42	0.00	0.58	0.80	4.80	0.0995	8.04	48.22

Table C-2 Relative volume and solubilization parameter for 2.46% SDS, 25 °C.

%NaCl	type	Scale of phase on centrifuge (mL)			Relative volume			Vw (mL)	Vo (mL)	Ms (g)	Solubilization Parameter	
		lower	middle	upper	lower	middle	upper				SPw (mL/g)	SPo (mL/g)
2.42	I	5.50	8.40	9.20	0.91	0.00	0.09	4.60	3.80	0.1991	23.11	19.09
2.48	III	3.70	6.00	10.00	0.37	0.23	0.40	1.30	1.00	0.1991	6.53	5.02
2.54	III	3.50	6.00	9.60	0.36	0.26	0.38	1.30	1.20	0.1991	6.53	6.03
2.57	III	4.50	7.00	11.00	0.41	0.23	0.36	1.00	1.50	0.1991	5.02	7.53
2.60	II	2.00	7.00	10.40	0.19	0.00	0.81	3.20	5.20	0.1991	16.07	26.12
2.63	II	3.80	6.50	9.70	0.39	0.00	0.61	1.05	4.85	0.1991	5.27	24.36
2.66	II	4.00	6.00	9.80	0.41	0.00	0.59	0.90	4.90	0.1991	4.52	24.61
2.73	II	3.60	6.20	9.60	0.38	0.00	0.63	1.20	4.80	0.1991	6.03	24.11
2.79	II	3.70	4.30	9.20	0.40	0.00	0.60	0.90	4.60	0.1991	4.52	23.11

Table C-3 Relative volume and solubilization parameter for 3.23% SDS, 25 °C.

%NaCl	type	Scale of phase on centrifuge (mL)			Relative volume			Vw (mL)	Vo (mL)	Ms (g)	Solubilization Parameter	
		lower	middle	upper	lower	middle	upper				SPw (mL/g)	SPo (mL/g)
2.18	I	6.40	9.60	9.80	0.98	0.00	0.02	4.90	4.70	0.2588	18.93	18.16
2.25	I	7.40	9.60	9.80	0.98	0.00	0.02	4.90	4.70	0.2588	18.93	18.16
2.31	I	3.70	6.50	9.60	0.68	0.00	0.32	4.80	1.70	0.2588	18.55	6.57
2.33	I	3.60	6.00	9.30	0.65	0.00	0.35	4.65	1.35	0.2588	17.97	5.22
2.35	III	3.10	6.50	9.50	0.33	0.36	0.32	1.65	1.75	0.2588	6.38	6.76
2.37	II	3.80	5.50	9.50	0.40	0.00	0.60	0.95	4.75	0.2588	3.67	18.35
2.50	II	3.60	4.70	9.20	0.39	0.00	0.61	1.00	4.60	0.2588	3.86	17.77
2.62	II	4.10	5.30	9.70	0.42	0.00	0.58	0.75	4.85	0.2588	2.90	18.74

Table C-4 Relative volume and solubilization parameter for 3.74% SDS, 25 °C.

%NaCl	type	Scale of phase on centrifuge (mL)			Relative volume			Vw (mL)	Vo (mL)	Ms (g)	Solubilization Parameter	
		lower	middle	upper	lower	middle	upper				SPw (mL/g)	SPo (mL/g)
2.07	I	7.70	0.00	9.80	0.79	0.00	0.21	4.90	2.80	0.2986	16.41	9.38
2.20	I	3.50	7.70	9.80	0.79	0.00	0.21	4.90	2.80	0.2986	16.41	9.38
2.23	I	3.60	8.10	9.60	0.84	0.00	0.16	4.80	3.30	0.2986	16.07	11.05
2.25	II	3.90	8.50	9.30	0.42	0.00	0.58	0.75	4.65	0.2986	2.51	15.57
2.26	II	3.50	0.00	9.50	0.37	0.00	0.63	1.25	4.75	0.2986	4.19	15.91
2.38	II	4.00	5.00	9.50	0.42	0.00	0.58	0.75	4.75	0.2986	2.51	15.91
2.45	II	3.60	5.00	9.20	0.39	0.00	0.61	1.00	4.60	0.2986	3.35	15.40

Table C-5 Relative volume and solubilization parameter for 4.01% SDS, 25 °C.

%NaCl	type	Scale of phase on centrifuge (mL)			Relative volume			Vw (mL)	Vo (mL)	Ms (g)	Solubilization Parameter	
		lower	middle	upper	lower	middle	upper				SPw (mL/g)	SPo (mL/g)
1.76	I	10.10	0.00	11.00	0.92	0.00	0.08	5.50	4.60	0.3185	17.27	14.44
2.01	I	9.40	0.00	9.50	0.99	0.00	0.01	4.75	4.65	0.3185	14.91	14.60
2.14	I	9.50	0.00	9.60	0.99	0.00	0.01	4.80	4.70	0.3185	15.07	14.76
2.20	I	4.00	8.50	10.70	0.79	0.00	0.21	5.35	3.15	0.3185	16.80	9.89
2.26	II	4.50	5.40	10.80	0.42	0.00	0.58	0.90	5.40	0.3185	2.83	16.95
2.33	II	3.50	4.60	9.50	0.37	0.00	0.63	1.25	4.75	0.3185	3.92	14.91
2.39	II	3.20	4.40	9.10	0.35	0.00	0.65	1.35	4.55	0.3185	4.24	14.28

Table C-6 Relative volume and solubilization parameter for 4.27%SDS, 25 °C.

%NaCl	type	Scale of phase on centrifuge (mL)			Relative volume			Vw (mL)	Vo (mL)	Ms (g)	Solubilization Parameter	
		lower	middle	upper	lower	middle	upper				SPw (mL/g)	SPo (mL/g)
1.58	I	8.60	9.20	9.30	0.99	0.00	0.01	4.65	4.55	0.3384	13.74	13.44
1.77	I	9.30	0.00	9.40	0.99	0.00	0.01	4.70	4.60	0.3384	13.89	13.59
1.89	I	9.20	0.00	9.30	0.99	0.00	0.01	4.65	4.55	0.3384	13.74	13.44
2.08	I	9.80	0.00	10.00	0.98	0.00	0.02	5.00	4.80	0.3384	14.77	14.18
2.15	II	2.30	8.00	9.60	0.24	0.00	0.76	2.50	4.80	0.3384	7.39	14.18
2.21	II	1.90	4.60	9.30	0.20	0.00	0.80	2.75	4.65	0.3384	8.13	13.74

Table C-7 Relative volume and solubilization parameter for 4.61% SDS, 25 °C.

%NaCl	type	Scale of phase on centrifuge (mL)			Relative volume			Vw (mL)	Vo (mL)	Ms (g)	Solubilization Parameter	
		lower	middle	upper	lower	middle	upper				SPw (mL/g)	SPo (mL/g)
1.27	I	8.20	0.00	10.50	0.78	0.00	0.22	5.25	2.95	0.3643	14.38	8.08
1.39	I	9.00	0.00	9.20	0.98	0.00	0.02	4.60	4.40	0.3643	12.60	12.06
1.46	IV	0.00	10.20	0.00	0.00	1.00	0.00	5.10	5.10	0.3643	13.97	13.97
1.52	IV	0.00	10.30	0.00	0.00	1.00	0.00	5.15	5.15	0.3643	14.11	14.11
1.58	IV	0.00	9.40	0.00	0.00	1.00	0.00	4.70	4.70	0.3643	12.88	12.88
1.65	IV	0.00	9.40	0.00	0.00	1.00	0.00	4.70	4.70	0.3643	12.88	12.88
2.47	IV	0.00	9.50	0.00	0.00	1.00	0.00	4.75	4.75	0.3643	13.01	13.01
2.53	II	4.00	6.20	9.10	0.44	0.00	0.56	0.55	4.55	0.3643	1.51	12.47
2.72	II	2.10	8.00	10.50	0.20	0.00	0.80	3.15	5.25	0.3643	8.63	14.38
2.79	II	2.80	8.30	10.50	0.27	0.00	0.73	2.45	5.25	0.3643	6.71	14.38
2.85	II	2.00	4.60	9.50	0.21	0.00	0.79	2.75	4.75	0.3643	7.53	13.01

Table C-8 Relative volume and solubilization parameter for 5.06% SDS, 25 °C.

%NaCl	type	Scale of phase on centrifuge (mL)			Relative volume			Vw (mL)	Vo (mL)	Ms (g)	Solubilization Parameter	
		lower	middle	Upper	lower	middle	Upper				SPw (mL/g)	SPo (mL/g)
1.27	I	8.90	9.50	9.60	0.93	0.00	0.07	4.80	4.70	0.3982	12.06	11.80
1.34	IV	0.00	10.20	0.00	0.00	1.00	0.00	5.10	5.10	0.3982	12.81	12.81
1.40	IV	0.00	10.70	0.00	0.00	1.00	0.00	5.35	5.35	0.3982	13.44	13.44
1.47	IV	0.00	10.50	0.00	0.00	1.00	0.00	5.25	5.25	0.3982	13.19	13.19
1.59	IV	0.00	10.10	0.00	0.00	1.00	0.00	5.05	5.05	0.3982	12.68	12.68
1.72	IV	0.00	10.20	0.00	0.00	1.00	0.00	5.10	5.10	0.3982	12.81	12.81
2.55	II	3.60	6.00	9.50	0.38	0.00	0.62	1.15	4.75	0.3982	2.89	11.93
2.67	II	1.40	6.90	9.20	0.15	0.00	0.85	3.20	4.60	0.3982	8.04	11.55
2.80	II	2.00	6.00	10.40	0.19	0.00	0.81	3.20	5.20	0.3982	8.04	13.06
2.86	II	1.80	4.60	9.60	0.19	0.00	0.81	3.00	4.80	0.3982	7.53	12.06

Table C-9 Relative volume and solubilization parameter for 5.60% SDS, 25 °C.

%NaCl	type	Scale of phase on centrifuge (mL)			Relative volume			V _w (mL)	V _o (mL)	M _s (g)	Solubilization Parameter	
		Lower	middle	upper	lower	middle	Upper				SP _w (mL/g)	SP _o (mL/g)
0.96	I	6.10	0.00	10.40	0.59	0.00	0.41	5.20	0.90	0.4380	11.87	2.05
1.09	IV	0.00	10.20	0.00	0.00	1.00	0.00	5.10	5.10	0.4380	11.64	11.64
1.22	IV	9.60	10.70	0.00	0.00	1.00	0.00	5.35	5.35	0.4380	12.22	12.22
1.28	IV	7.50	9.10	0.00	0.00	1.00	0.00	4.55	4.55	0.4380	10.39	10.39
1.73	IV	5.00	10.40	0.00	0.00	1.00	0.00	5.20	5.20	0.4380	11.87	11.87
1.79	IV	0.00	9.80	0.00	0.00	1.00	0.00	4.90	4.90	0.4380	11.19	11.19
1.92	IV	1.00	9.60	0.00	0.00	1.00	0.00	4.80	4.80	0.4380	10.96	10.96
2.05	IV	0.00	10.50	0.00	0.00	1.00	0.00	5.25	5.25	0.4380	11.99	11.99
2.24	II	3.00	0.00	10.00	0.30	0.00	0.70	2.00	5.00	0.4380	4.57	11.42
2.56	II	2.70	0.00	10.00	0.27	0.00	0.73	2.30	5.00	0.4380	5.25	11.42

Table C-10 Relative volume and solubilization parameter for 6.42% SDS, 25 °C.

%NaCl	Type	Scale of phase on centrifuge (mL)			Relative volume			Vw (mL)	Vo (mL)	Ms (g)	Solubilization Parameter	
		lower	middle	upper	lower	middle	upper				SPw (mL/g)	SPo (mL/g)
0.65	I	6.50	0.00	11.00	0.59	0.00	0.41	5.50	1.00	0.4977	11.05	2.01
0.71	I	10.20	0.00	11.00	0.93	0.00	0.07	5.50	4.70	0.4977	11.05	9.44
0.78	IV	0.00	10.00	0.00	0.00	1.00	0.00	5.00	5.00	0.4977	10.05	10.05
0.97	IV	0.00	10.20	0.00	0.00	1.00	0.00	5.10	5.10	0.4977	10.25	10.25
1.16	IV	0.00	10.00	0.00	0.00	1.00	0.00	5.00	5.00	0.4977	10.05	10.05
1.36	IV	8.80	10.10	0.00	0.00	1.00	0.00	5.05	5.05	0.4977	10.15	10.15
1.55	IV	2.00	9.10	0.00	0.00	1.00	0.00	4.55	4.55	0.4977	9.14	9.14
1.74	IV	0.60	10.80	0.00	0.00	1.00	0.00	5.40	5.40	0.4977	10.85	10.85
1.81	IV	0.30	10.00	0.00	0.00	1.00	0.00	5.00	5.00	0.4977	10.05	10.05
1.87	IV	0.70	10.50	0.00	0.00	1.00	0.00	5.25	5.25	0.4977	10.55	10.55
1.94	II	1.30	0.00	10.00	0.13	0.00	0.87	3.70	5.00	0.4977	7.43	10.05
2.19	II	1.60	0.00	9.80	0.16	0.00	0.84	3.30	4.90	0.4977	6.63	9.85
2.58	II	2.80	0.00	10.20	0.27	0.00	0.73	2.30	5.10	0.4977	4.62	10.25

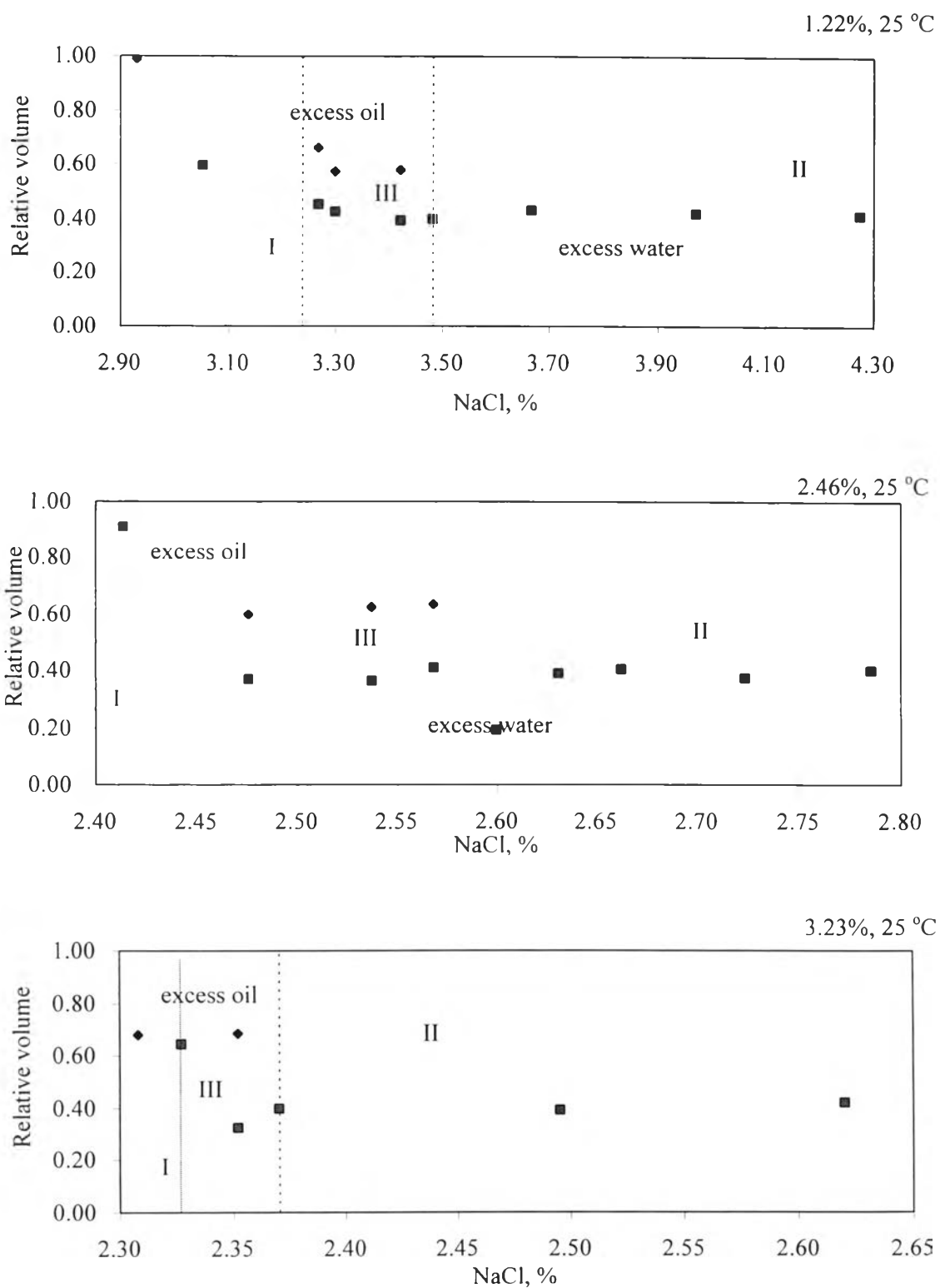


Figure C.1 Relative volume of microemulsion 1.22% - 3.23% SDS, 25 °C.

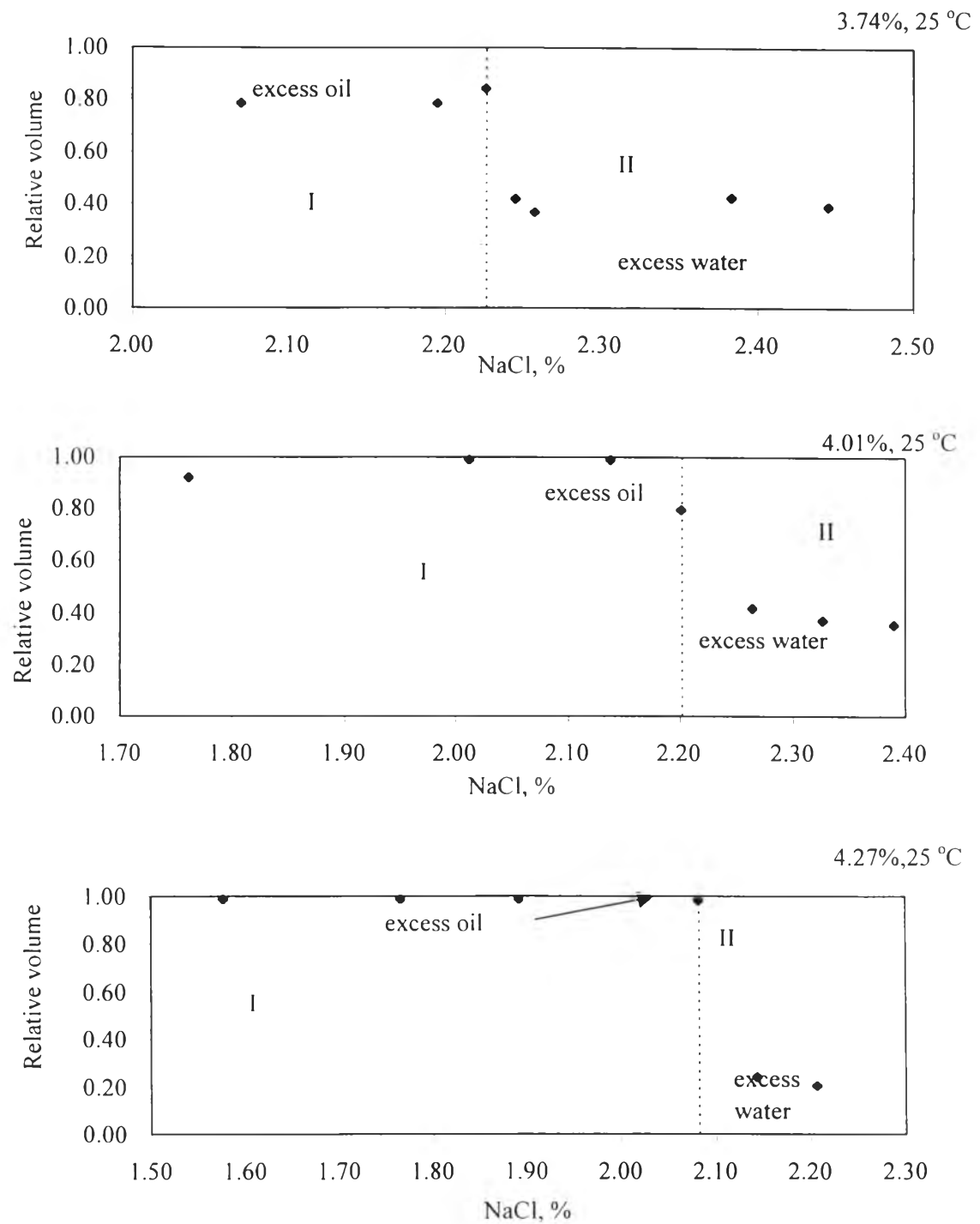


Figure C.2 Relative volume of microemulsion 3.74% - 4.27% SDS, 25 °C.

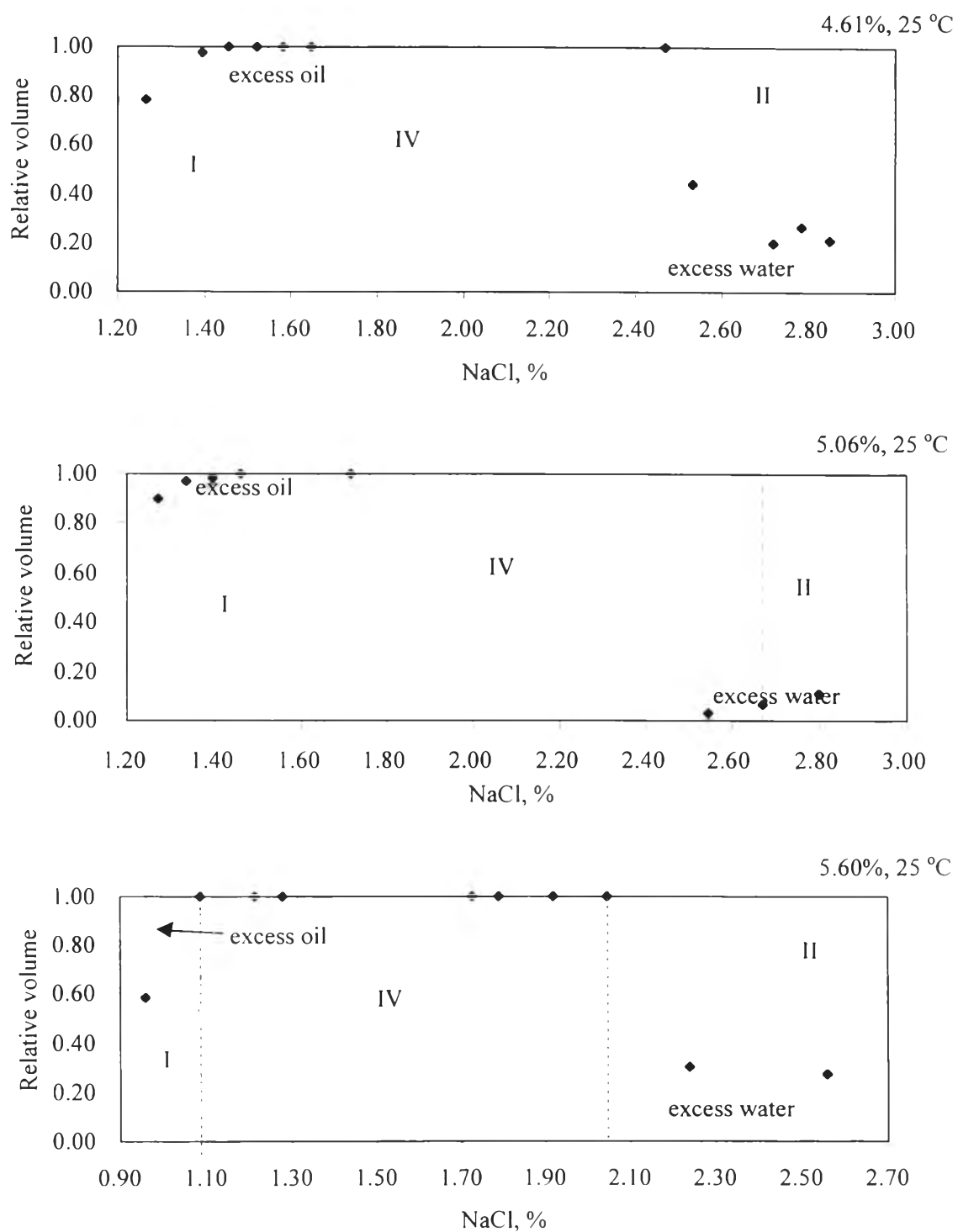


Figure C.3 Relative volume of microemulsion 4.61% -5.60% SDS, 25 °C.

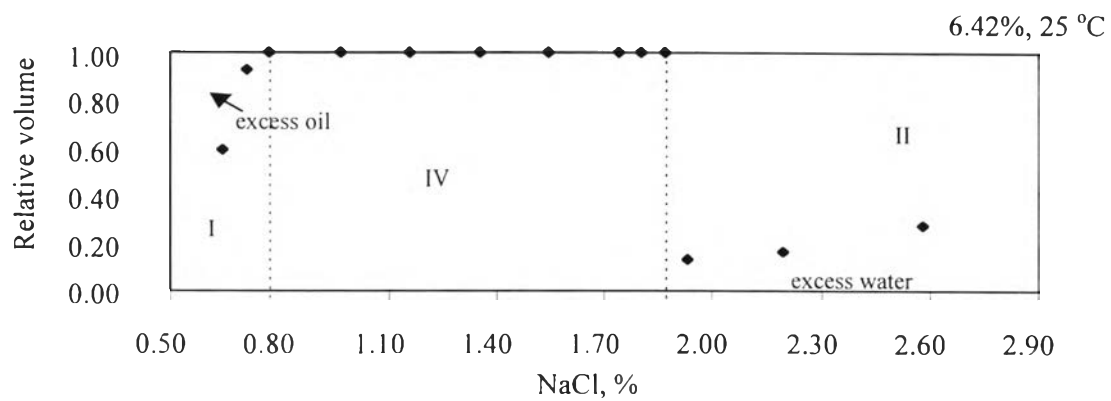


Figure C.4 Relative volume of microemulsion 6.42% SDS, 25 °C.

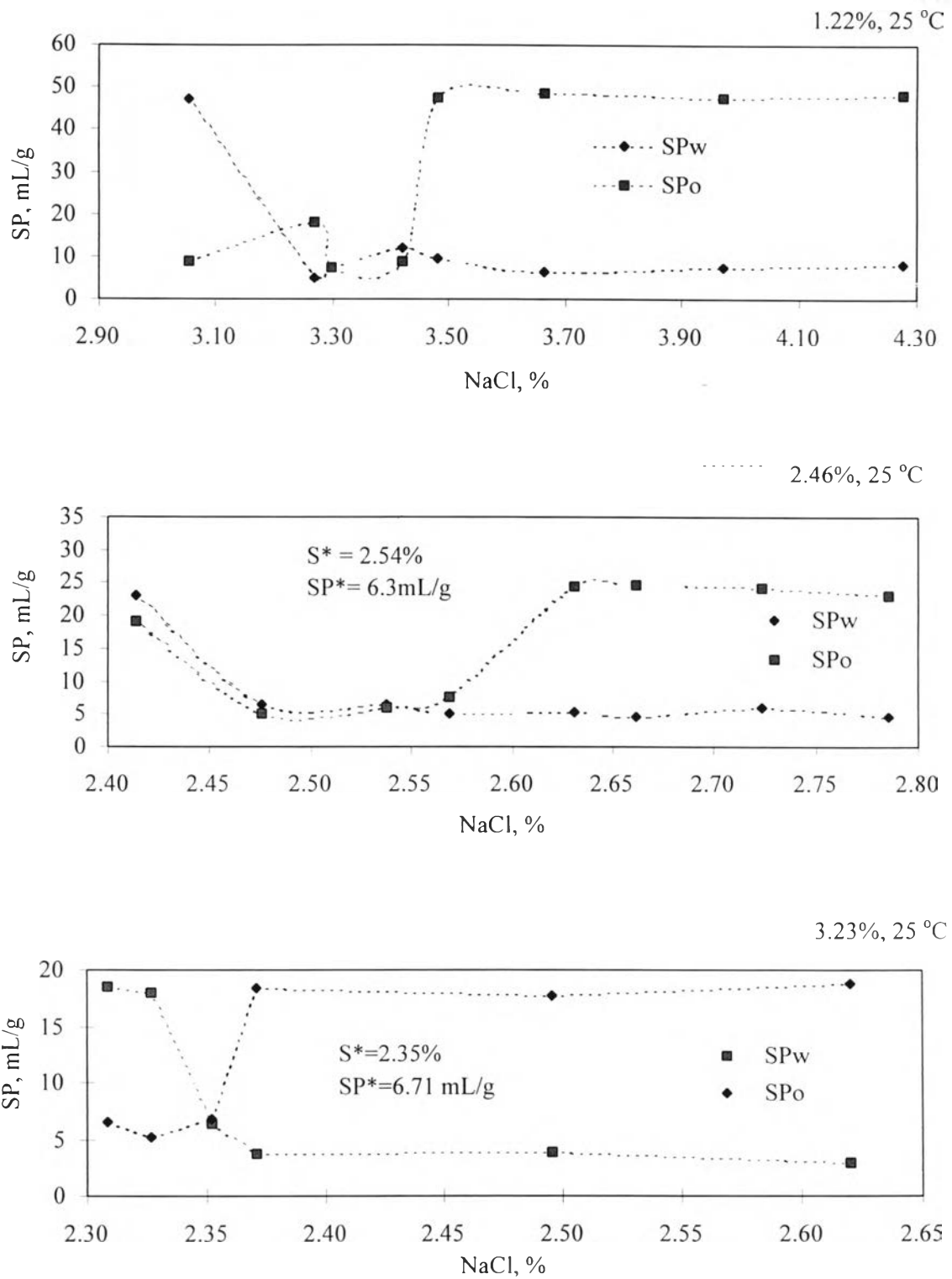


Figure C.5 Solubilization parameter of microemulsion 1.22% - 3.23% SDS, 25 °C.

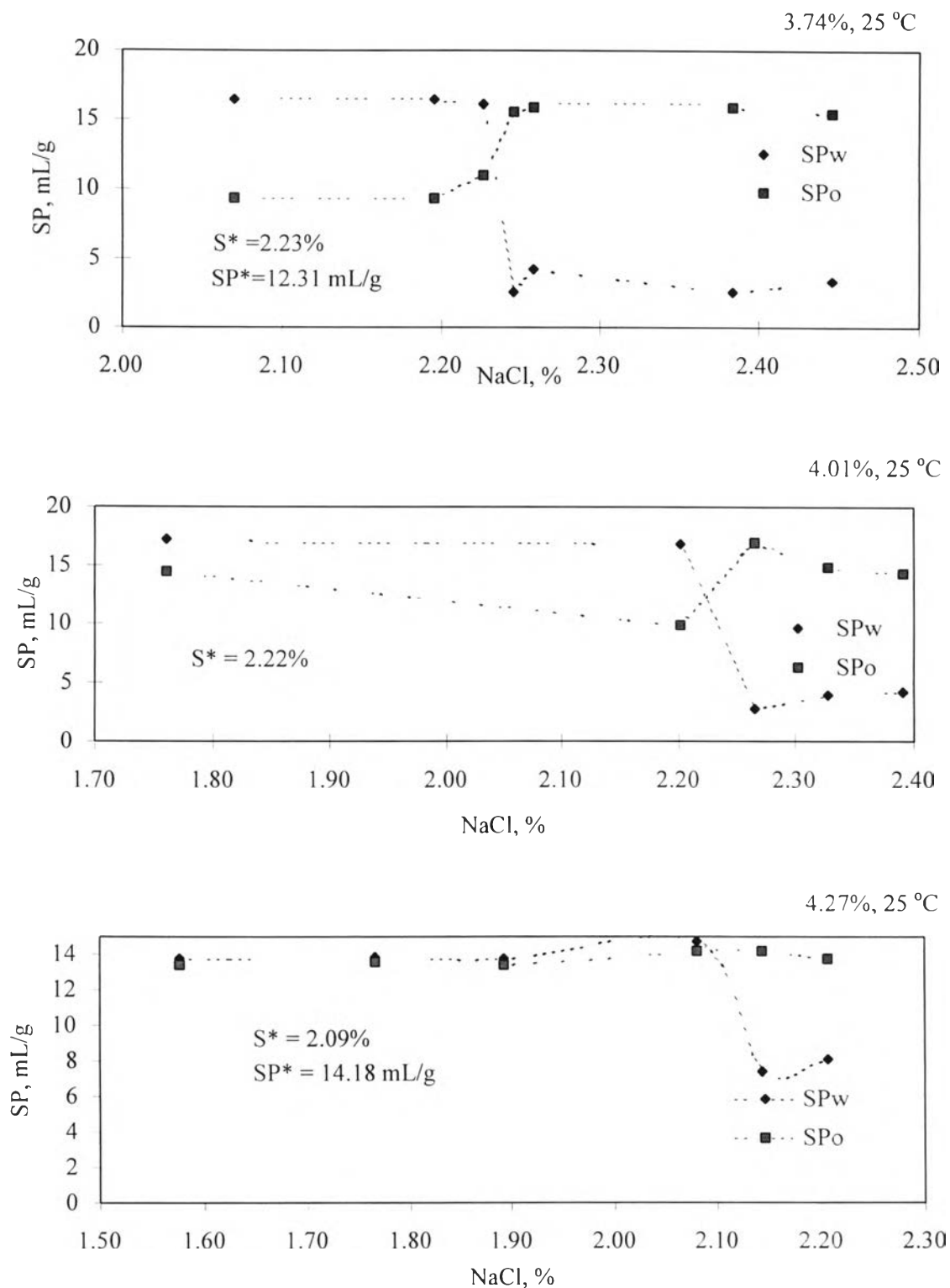
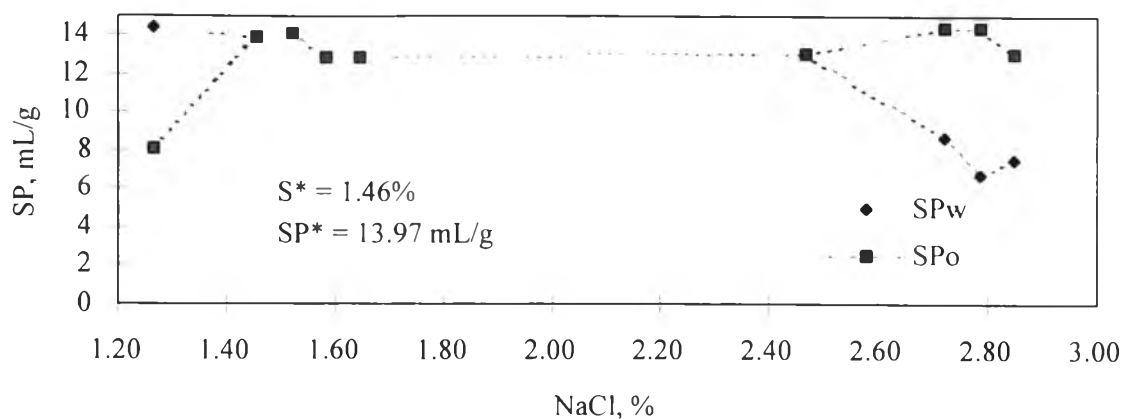
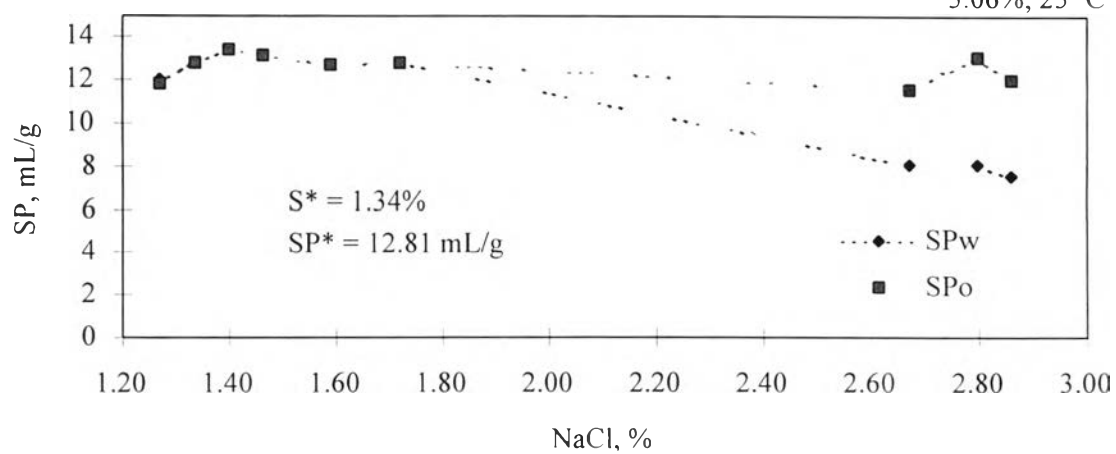


Figure C.6 Solubilization parameter of microemulsion 3.74% - 4.27% SDS, 25 °C.

4.61%, 25 °C



5.06%, 25 °C



5.60%, 25 °C

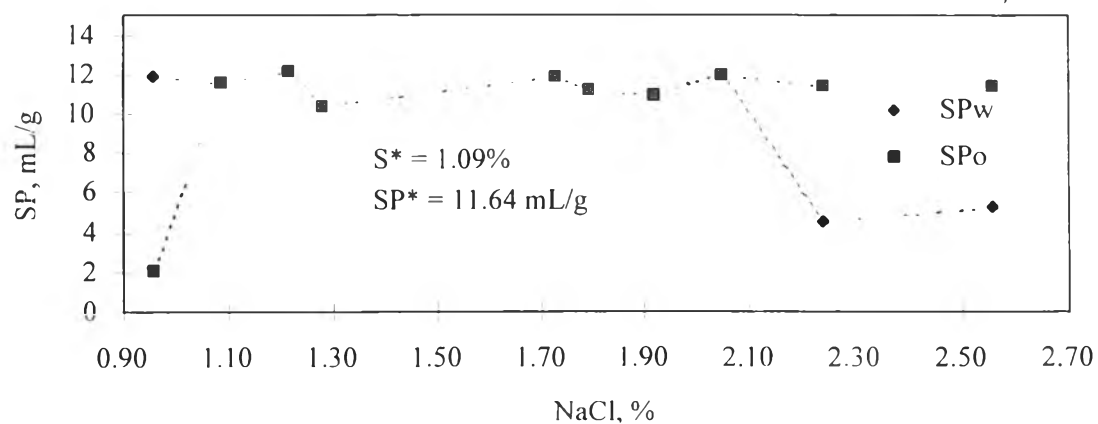


Figure C.7 Solubilization parameter of microemulsion 4.61% - 5.60% SDS, 25 °C.

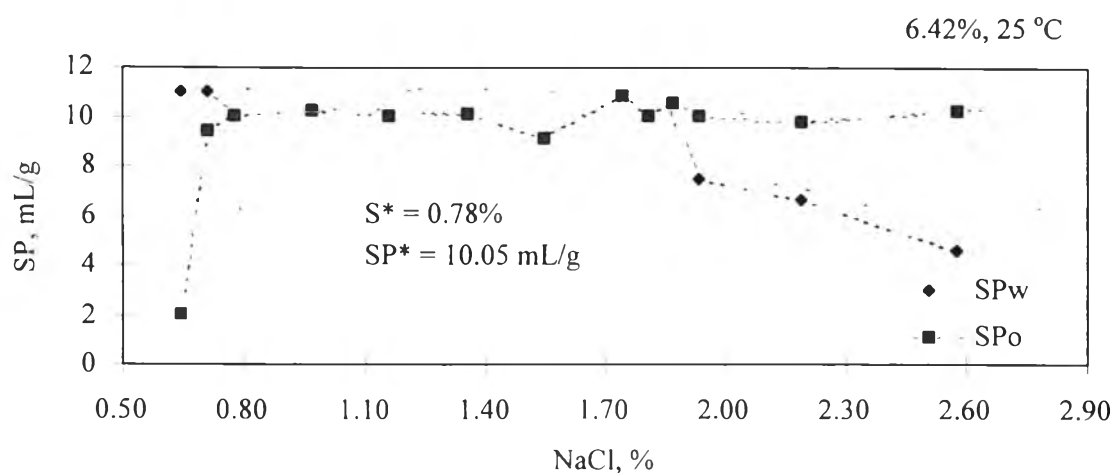


Figure C.8 Solubilization parameter of microemulsion 6.42% SDS, 25 °C.

APPENDIX D

EXPERIMENTAL DATA OF RELATIVE VOLUME AND SOLUBILIZATION STUDY

Effect of Temperature (35°C)

Sodium dodecyl sulfate	= 1.22% – 6.42 %
Initial oil/water volume ratio	= 1/1
Ratio of SDS/Octanoic acid	= 40/60
Temperature	= 35 °C
Electrolyte	= 0.65% - 4.28%

Table D-1 Relative volume and solubilization parameter for 1.22% SDS, 35 °C.

%NaCl	Type	scale of phase on centrifuge (mL)			Relative volume			Vw mL	Vo mL	Ms g	Solubilization Parameter	
		lower	middle	upper	lower	middle	upper				SPw	SPo
2.93	I	4.70	6.00	9.50	0.63	0.00	0.38	4.80	1.20	0.0995	48.22	12.06
3.24	I	5.20	6.80	10.00	0.68	0.00	0.32	5.00	1.80	0.0995	50.23	18.08
3.27	I	5.90	6.710	11.20	0.60	0.00	0.40	5.60	1.10	0.0995	56.26	11.05
3.30	I	5.40	5.950	10.60	0.56	0.00	0.44	5.30	0.60	0.0995	53.24	6.034
3.42	I	5.80	6.590	11.00	0.59	0.00	0.41	5.50	1.00	0.0995	55.25	10.05
3.66	I	5.00	6.20	9.70	0.64	0.00	0.36	4.85	1.35	0.0995	48.72	13.56
3.97	I	4.10	4.90	9.50	0.52	0.00	0.48	4.75	0.15	0.0995	47.72	1.51
4.28	III	2.60	5.00	9.60	0.27	0.25	0.48	4.80	0.15	0.0995	48.22	1.51

Table D-2 Relative volume and solubilization parameter for 2.46% SDS, 35 °C.

%NaCl	Type	scale of phase on centrifuge (mL)			Relative volume			Vw mL	Vo mL	Ms g	Solubilization Parameter	
		lower	middle	upper	lower	middle	upper				SPw	SPo
2.48	I	6.00	9.50	10.00	0.95	0.00	0.05	5.00	4.50	0.1991	25.12	22.60
2.54	I	4.50	6.00	9.70	0.62	0.00	0.38	4.85	1.15	0.1991	24.36	5.78
2.57	I	4.50	7.00	11.00	0.64	0.00	0.36	5.50	1.50	0.1991	27.63	7.53
2.60	I	5.00	6.00	10.40	0.58	0.00	0.42	5.20	0.8	0.1991	26.12	4.02
2.63	I	4.50	6.50	9.70	0.67	0.00	0.33	4.85	1.65	0.1991	24.36	8.29
2.66	I	4.00	6.8	9.8	0.66	0.00	0.34	4.90	1.60	0.1991	24.61	8.04
2.79	I	3.50	6.00	9.50	0.63	0.00	0.37	4.75	1.25	0.1991	23.86	6.28

Table D-3 Relative volume and solubilization parameter for 3.23% SDS, 35 °C.

%NaCl	Type	scale of phase on centrifuge (mL)			Relative volume			Vw mL	Vo mL	Ms g	Solubilization Parameter	
		lower	middle	upper	lower	middle	upper				SPw	SPo
2.18	I	6.00	9.60	9.80	0.98	0.00	0.02	4.90	4.70	0.2588	18.93	18.16
2.25	I	6.00	9.70	9.80	0.99	0.00	0.01	4.90	4.80	0.2588	18.93	18.55
2.33	I	4.00	7.90	9.30	0.85	0.00	0.15	4.65	3.25	0.2588	17.97	12.56
2.35	I	4.00	7.10	9.50	0.75	0.00	0.25	4.75	3.25	0.2588	18.35	9.08
2.50	I	4.00	8.00	9.20	0.87	0.00	0.13	4.60	3.40	0.2588	17.77	13.14

Table D-4 Relative volume and solubilization parameter for 3.74% SDS, 35 °C.

%NaCl	Type	scale of phase on centrifuge (mL)			Relative volume			Vw mL	Vo mL	Ms g	Solubilization Parameter	
		lower	middle	upper	lower	middle	upper				SPw	SPo
2.07	I	7.50	0.00	9.80	0.77	0.00	0.23	4.90	2.60	0.2986	16.41	8.71
2.20	I	7.30	0.00	9.80	0.74	0.00	0.26	4.90	2.40	0.2986	16.41	8.04
2.26	I	8.00	0.00	9.50	0.84	0.00	0.16	4.75	3.25	0.2986	15.91	10.88
2.45	III	1.10	8.80	9.20	0.12	0.84	0.04	350	4.20	0.2986	11.72	14.06

Table D-5 Relative volume and solubilization parameter for 4.01% SDS, 35 °C.

%NaCl	Type	scale of phase on centrifuge (mL)			Relative volume			Vw mL	Vo mL	Ms g	Solubilization Parameter	
		lower	middle	upper	lower	middle	upper				SPw	SPo
1.76	I	8.60	0.00	11.00	0.78	0.00	0.22	5.50	2.70	0.3185	17.27	8.48
2.01	I	8.60	0.00	9.50	0.91	0.00	0.09	4.75	3.65	0.3185	14.91	11.46
2.20	I	8.50	0.00	10.70	0.79	0.00	0.21	5.35	5.35	0.3185	16.80	16.80
2.26	I	9.10	0.00	10.80	0.84	0.00	0.16	5.40	5.40	0.3185	16.95	16.95
2.33	III	0.20	8.50	9.50	0.02	0.87	0.11	4.75	4.75	0.3185	14.91	14.91
2.39	III	0.10	8.80	9.00	0.01	0.97	0.02	4.55	4.55	0.3185	14.28	14.28

Table D-6 Relative volume and solubilization parameter for 4.27% SDS, 35 °C.

%NaCl	Type	scale of phase on centrifuge (mL)			Relative volume			Vw mL	Vo mL	Ms g	Solubilization Parameter	
		lower	middle	upper	lower	middle	upper				SPw	SPo
1.576	I	7.6	0	9.3	0.82	0.00	0.18	4.65	2.95	0.3384	13.74	8.72
1.766	I	8.7	0	9.4	0.93	0.00	0.07	4.70	4.00	0.3384	13.89	11.82
2.081	I	9.7	0	10	0.97	0.00	0.03	5.00	4.70	0.3384	14.77	13.89
2.207	I	8.9	0	9.3	0.96	0.00	0.04	4.65	4.25	0.3384	13.74	12.56

Table D-7 Relative volume and solubilization parameter for 4.61% SDS, 35 °C.

%NaCl	Type	scale of phase on centrifuge (mL)			Relative volume			V _w mL	V _o mL	M _s g	Solubilization Parameter	
		lower	middle	upper	lower	middle	upper				SP _w	SP _o
1.27	I	7.9	0	10.5	0.75	0.00	0.25	5.25	2.65	0.3650	14.38	7.26
1.39	I	7.9	0	9.2	0.86	0.00	0.14	4.60	3.30	0.3650	12.60	9.04
1.46	I	9	0	10.2	0.88	0.00	0.12	5.10	3.90	0.3650	13.97	10.69
1.52	I	9	0	10.3	0.87	0.00	0.13	5.15	3.85	0.3650	14.11	10.55
1.58	I	8.5	0	9.4	0.90	0.00	0.10	4.70	3.80	0.3650	12.88	10.41
1.65	I	8.5	0	9.2	0.92	0.00	0.08	4.60	3.90	0.3650	12.60	10.69
2.47	I	9.2	0	9.4	0.98	0.00	0.02	4.70	4.50	0.3650	12.88	12.33
2.53	II	0.1	0	9.5	0.01	0.00	0.99	4.65	4.75	0.3650	12.74	13.01
2.72	II	0.1	0	10.4	0.01	0.00	0.99	5.10	5.20	0.3650	13.97	14.25
2.78	II	0.1	0	10.5	0.01	0.00	0.99	5.15	5.25	0.3650	14.11	14.38
2.85	II	1	0	9.5	0.11	0.00	0.89	3.75	4.75	0.3650	10.27	13.01

Table D-8 Relative volume and solubilization parameter for 5.06% SDS, 35 °C.

%NaCl	Type	scale of phase on centrifuge (mL)			Relative volume			Vw mL	Vo mL	Ms g	Solubilization Parameter	
		lower	middle	upper	lower	middle	upper				SPw	SPo
1.27	I	8.60	0.00	9.60	0.90	0.00	0.10	4.80	3.80	0.3982	12.06	9.54
1.34	I	9.90	0.00	10.20	0.97	0.00	0.03	5.10	4.80	0.3982	12.81	12.06
1.40	I	10.50	0.00	10.70	0.98	0.00	0.02	5.35	5.15	0.3982	13.44	12.93
1.46	IV	0.00	0.00	10.50	0.00	0.00	1.00	5.10	5.10	0.3982	12.81	12.81
1.72	IV	0.00	0.00	10.20	0.00	0.00	1.00	5.25	5.25	0.3982	13.19	13.19
2.54	IV	0.30	0.00	9.50	0.00	0.00	1.00	5.05	5.05	0.3982	12.68	12.68
2.67	IV	0.60	0.00	9.20	0.00	0.00	1.00	5.10	5.10	0.3982	12.81	12.81
2.80	II	1.10	0.00	10.40	0.11	0.00	0.89	4.10	5.20	0.3982	10.30	13.06

Table D-9 Relative volume and solubilization parameter for 5.60% SDS, 35 °C.

%NaCl	Type	scale of phase on centrifuge (mL)			Relative volume			Vw mL	Vo mL	Ms g	Solubilization Parameter	
		lower	middle	upper	lower	middle	upper				SPw	SPO
0.96	I	6.20	10.00	10.40	0.60	0.00	0.40	5.20	1.00	0.438	11.87	2.28
1.09	I	9.50	0.00	10.20	0.93	0.00	0.07	5.10	4.40	0.438	11.64	10.05
1.21	IV	0.00	0.00	10.70	0.00	0.00	1.00	5.35	5.35	0.438	12.22	12.22
1.28	IV	0.00	0.00	9.10	0.00	0.00	1.00	4.55	4.55	0.438	10.39	10.39
1.73	IV	0.00	0.00	10.40	0.00	0.00	1.00	5.20	5.20	0.438	11.87	11.87
1.79	IV	4.20	0.00	9.80	0.00	0.00	1.00	4.90	4.90	0.438	11.19	11.19
2.05	IV	5.50	0.00	10.50	0.00	0.00	1.00	5.25	5.25	0.438	11.99	11.99
2.24	IV	0.00	0.00	10.00	0.00	0.00	1.00	5.00	5.00	0.438	11.42	11.42
2.56	II	0.80	1.10	10.00	0.08	0.00	0.92	4.20	5.00	0.438	9.59	11.42

Table D-10 Relative volume and solubilization parameter for 6.42% SDS, 35 °C.

%NaCl	Type	scale of phase on centrifuge (mL)			Relative volume			Vw mL	Vo mL	Ms g	Solubilization Parameter	
		lower	middle	upper	lower	middle	upper				SPw	SPo
0.64	I	6.00	0.00	11.00	0.55	0.00	0.45	5.50	0.50	0.4977	11.05	1.00
0.71	I	8.00	0.00	11.00	0.73	0.00	0.27	5.50	2.50	0.4977	11.05	5.02
0.77	IV	0.10	0.00	10.00	0.00	0.00	1.00	5.00	5.00	0.4977	10.05	10.05
0.97	IV	0.00	0.00	10.20	0.00	0.00	1.00	5.10	5.10	0.4977	10.25	10.25
1.55	IV	4.00	0.00	9.10	0.00	0.00	1.00	4.55	4.55	0.4977	9.14	9.14
1.81	IV	2.60	0.00	10.00	0.00	0.00	1.00	5.00	5.00	0.4977	10.05	10.05
1.87	IV	0.00	0.00	10.50	0.00	0.00	1.00	5.25	5.25	0.4977	10.55	10.55
1.93	IV	0.80	0.00	10.00	0.00	0.00	1.00	5.00	5.00	0.4977	10.05	10.05
2.19	II	0.90	1.40	9.80	0.09	0.00	0.91	4.00	4.90	0.4977	8.04	9.85

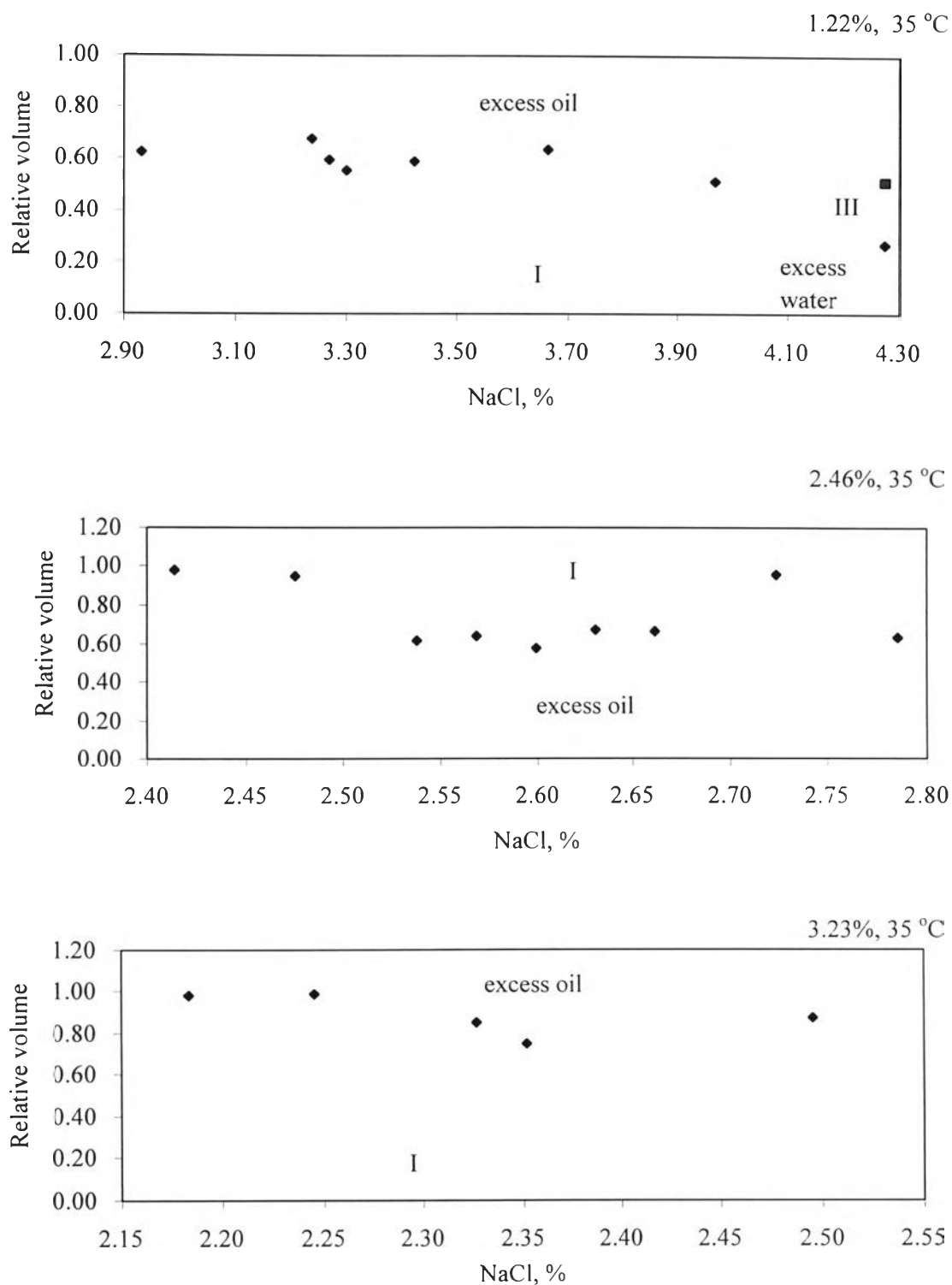


Figure D.1 Relative volume of microemulsion 1.22% - 3.23% SDS, 35 °C.

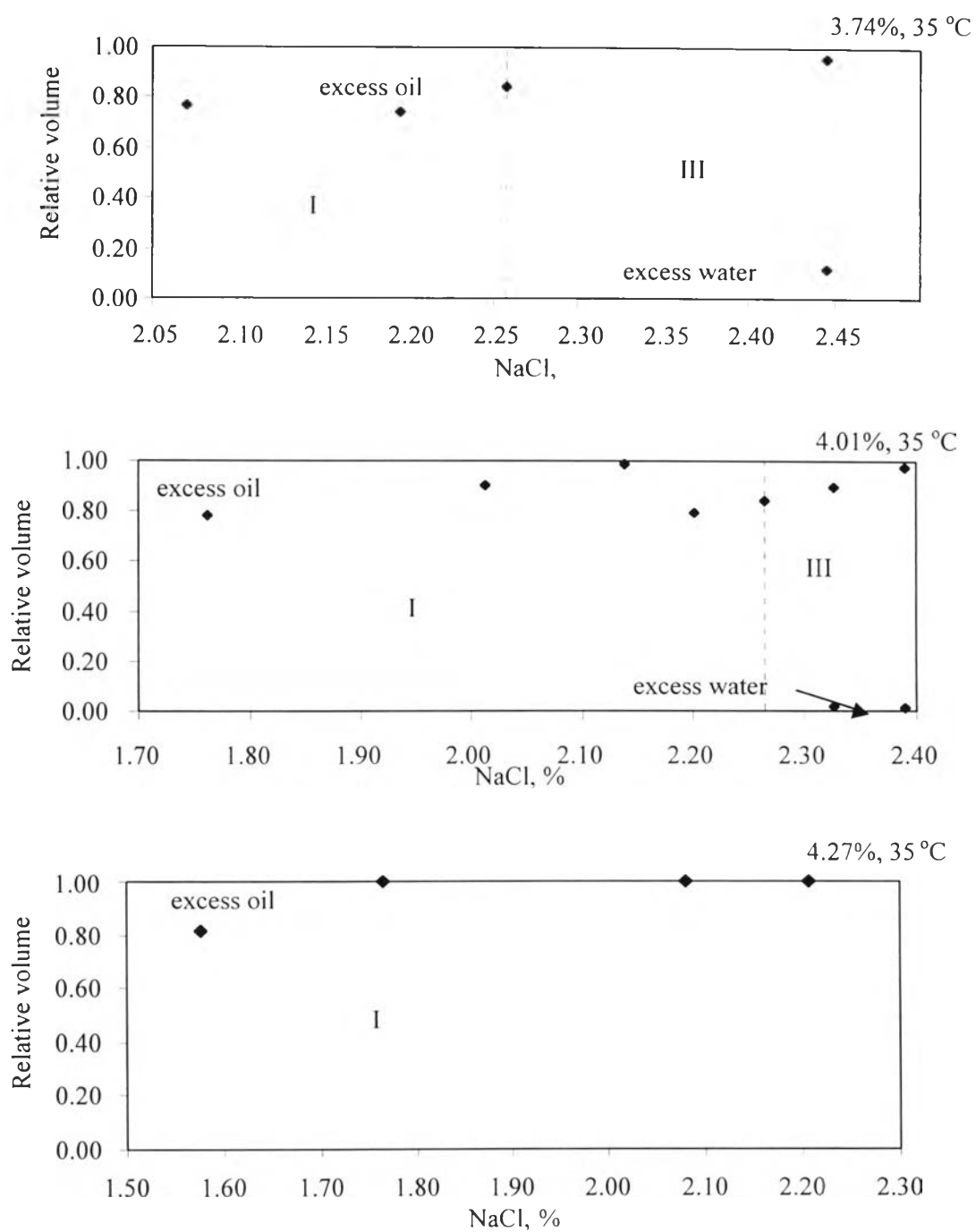


Figure D.2 Relative volume of microemulsion 3.74% - 4.27% SDS, 35 °C.

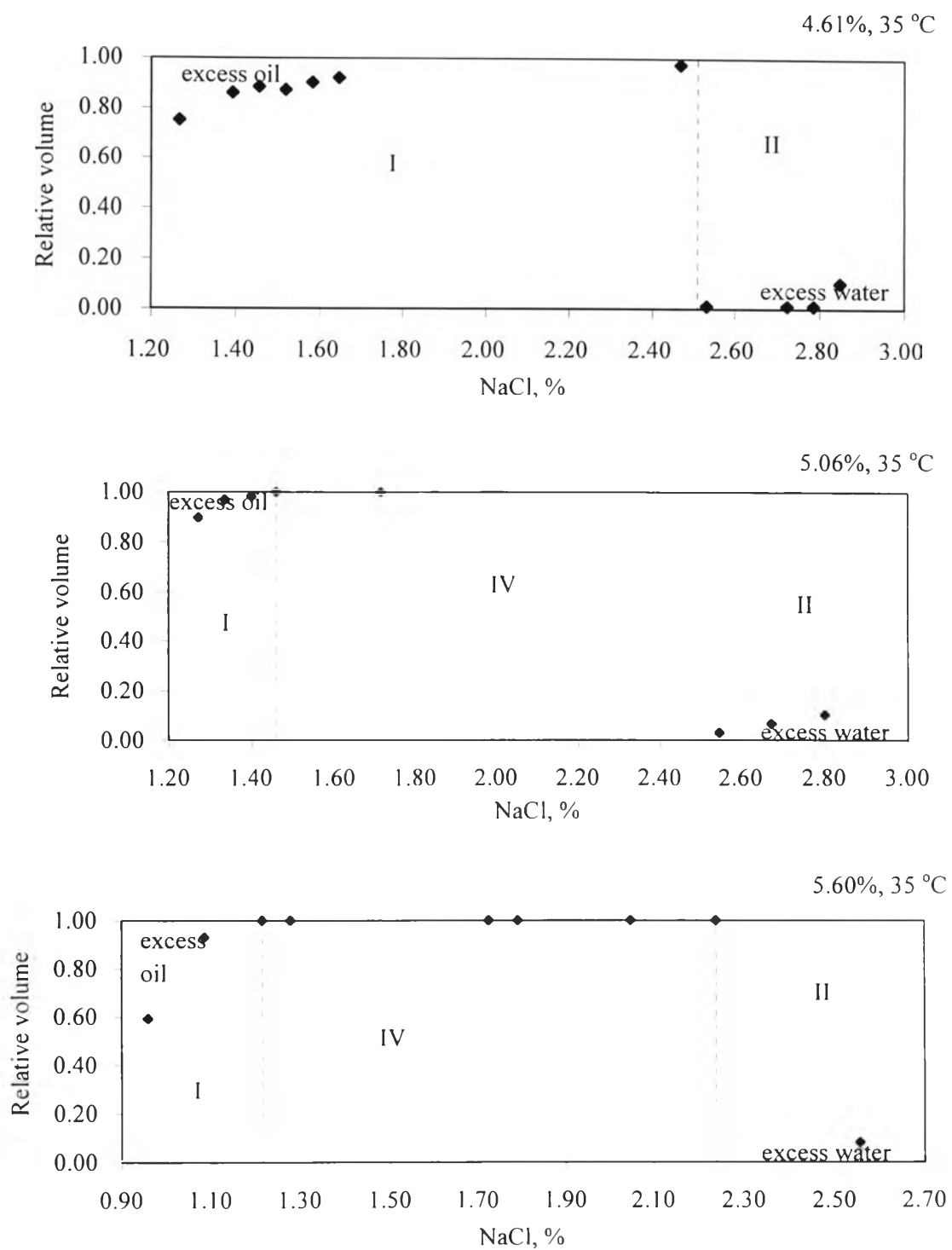


Figure D.3 Relative volume of microemulsion 4.61% - 5.60% SDS, 35 °C.

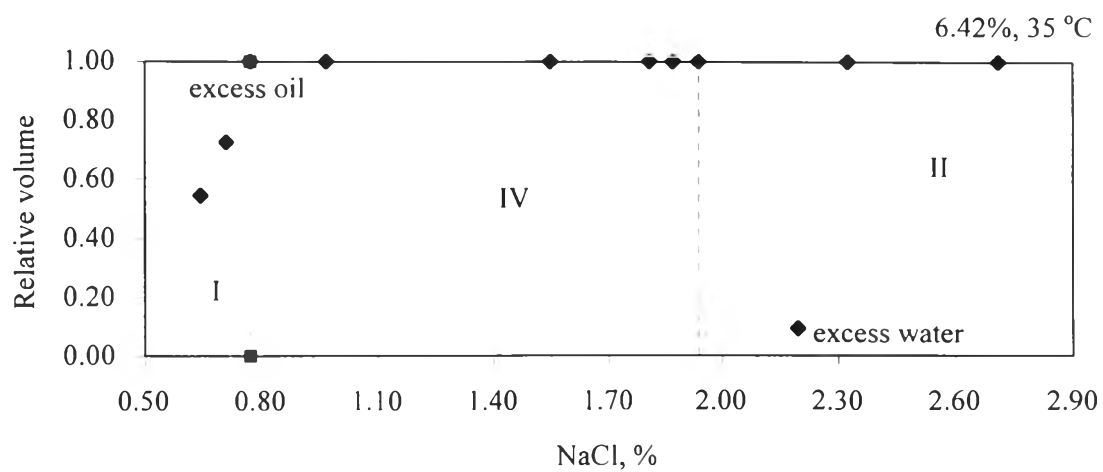


Figure D.4 Relative volume of microemulsion 6.42% SDS, 35 °C.

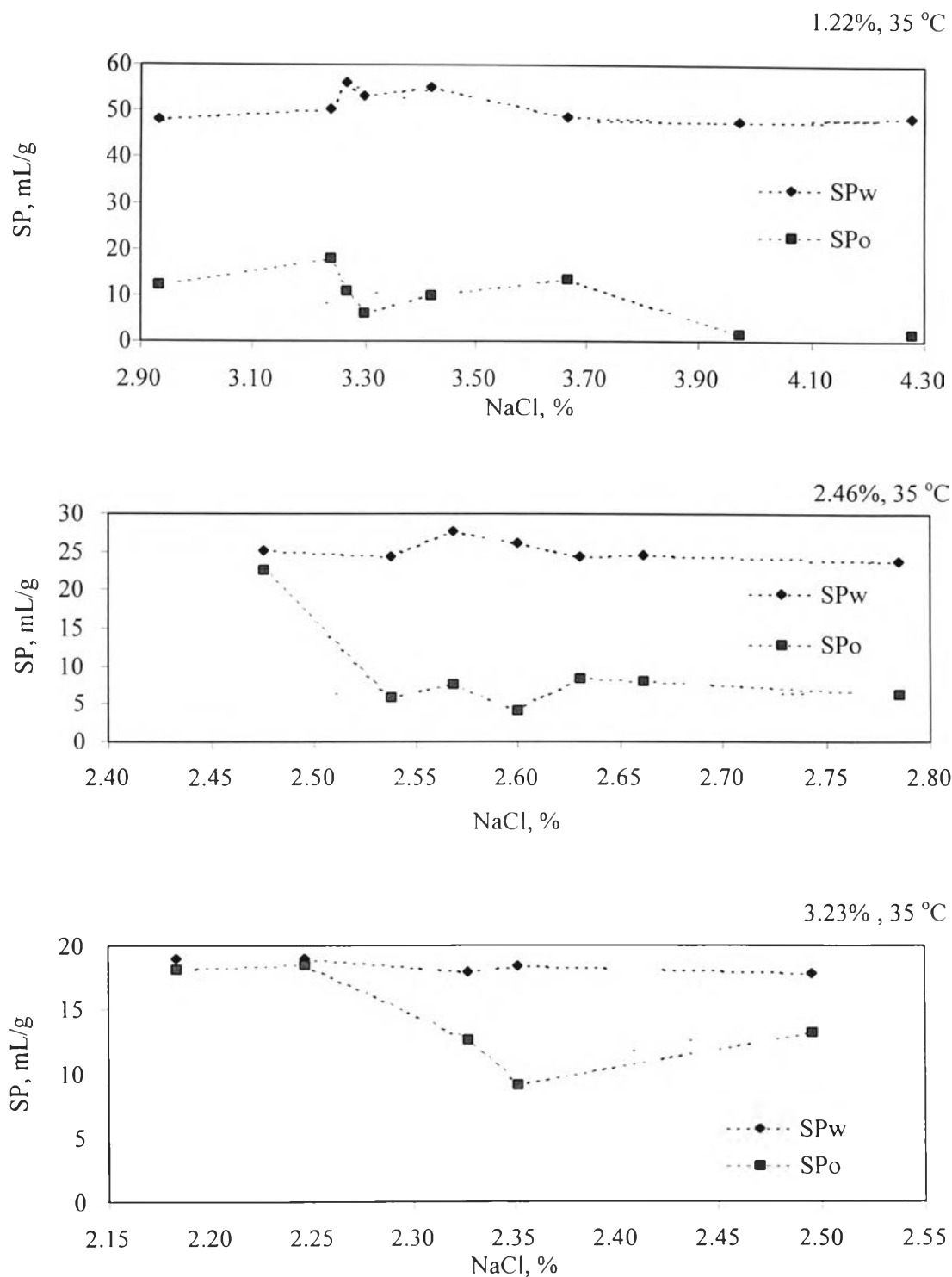


Figure D.5 Solubilization parameter of microemulsion 1.22% - 3.23% SDS, 35 °C.

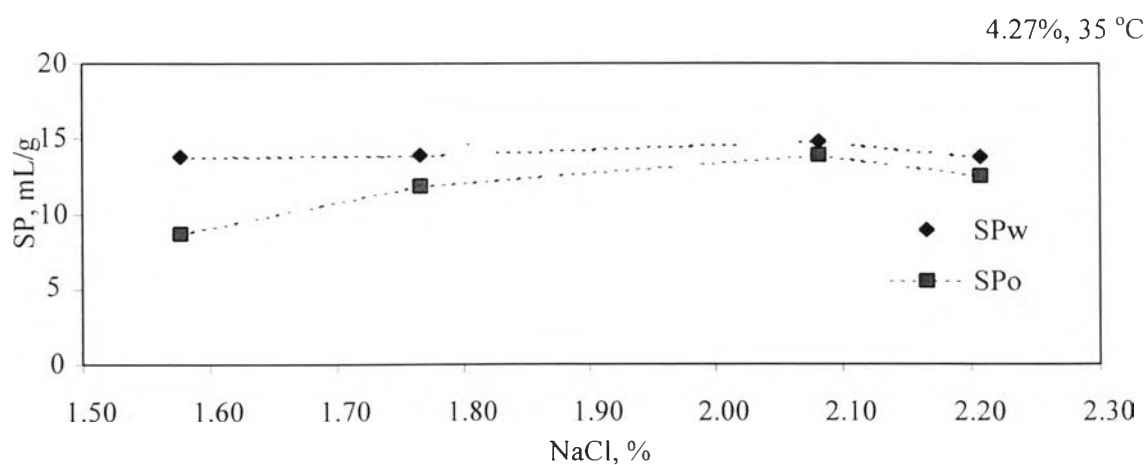
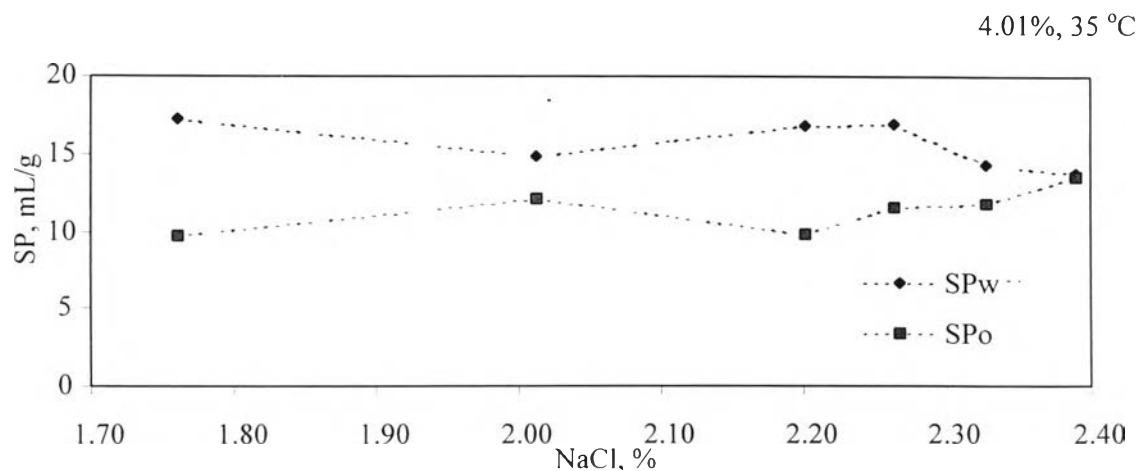
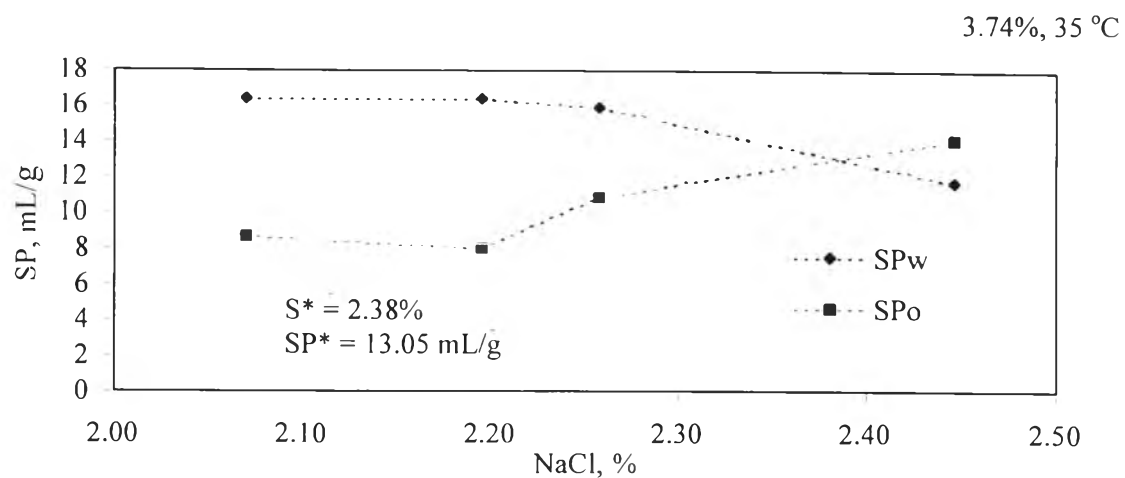


Figure D.6 Solubilization parameter of microemulsion 3.74% - 4.27% SDS, 35 °C.

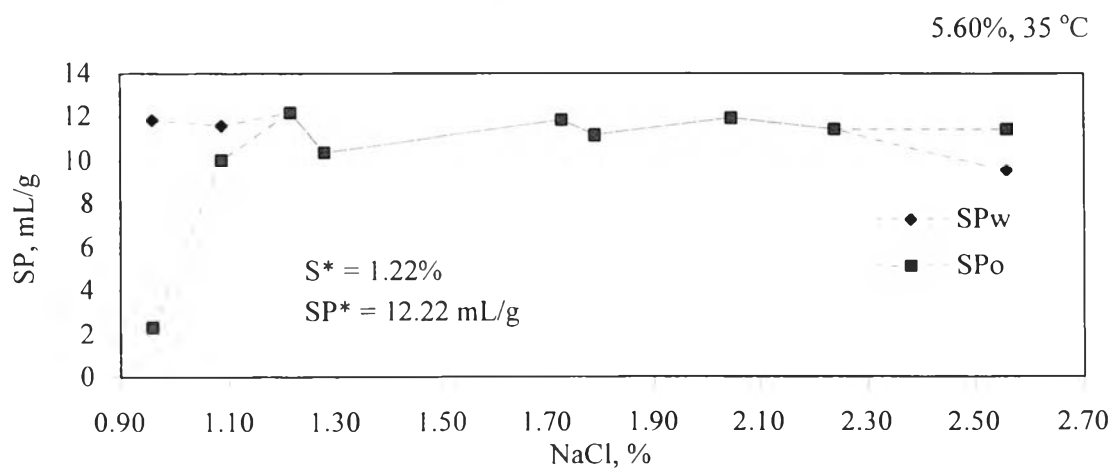
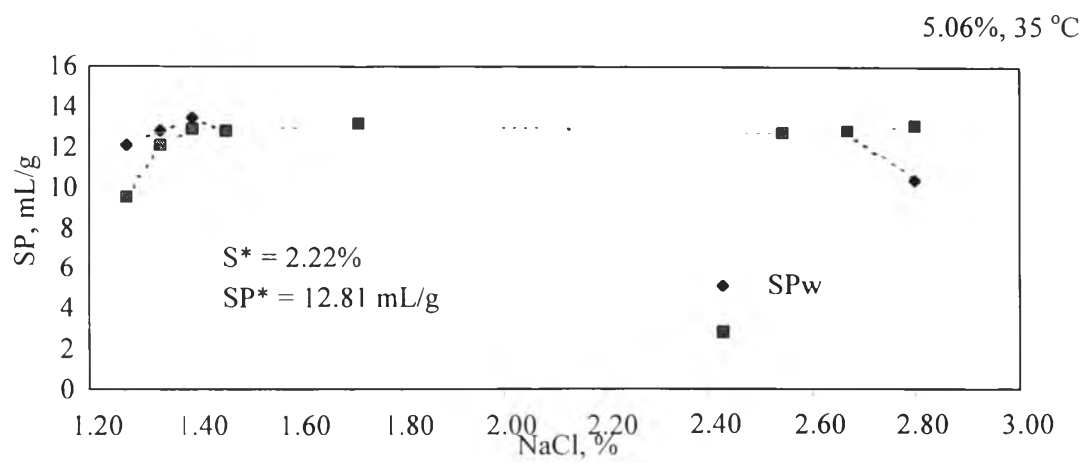
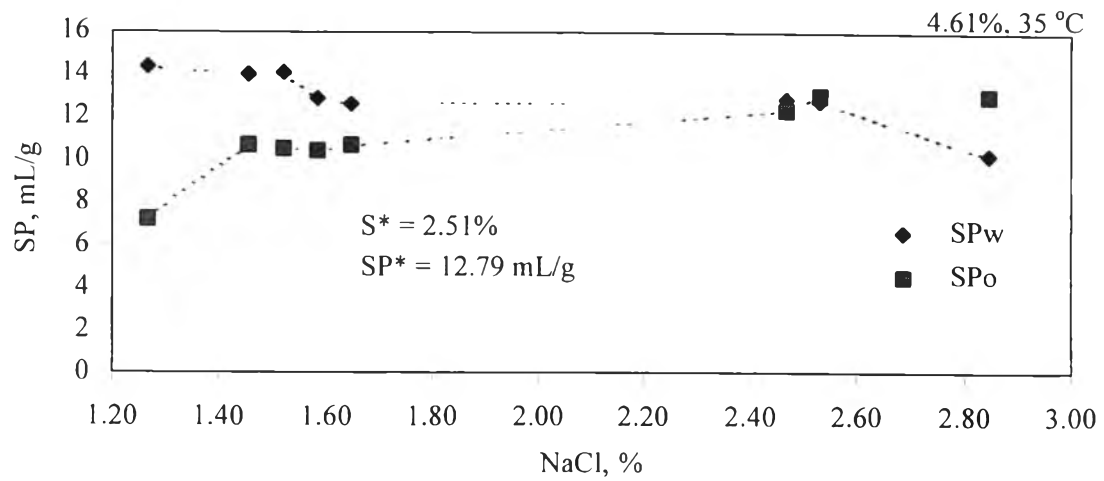


Figure D.7 Solubilization parameter of microemulsion 4.61% - 5.60% SDS, 35 °C

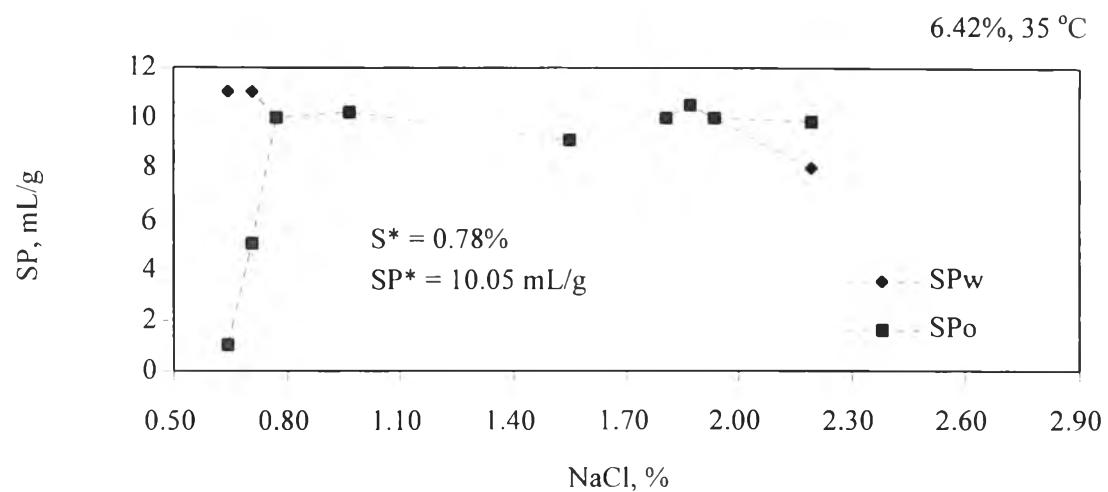


Figure D.8 Solubilization parameter of microemulsion 6.42% SDS, 35 °C.

APPENDIX E
EXPERIMENTAL DATA OF RELATIVE VOLUME AND SOLUBILIZATION STUDY
(EQUILIBRIUM TIME 2 WEEKS - 2 MONTHS)

Sodium dodecyl sulfate	= 1.22% – 7.81%
Initial oil/water volume ratio	= 1/1
Ratio of SDS/Octanoic acid	= 40/60
Temperature	= 25 °C
Electrolyte	= 0.32% - 4.28%
Equilibrium time	= 2 weeks – 2 months

Table E-1 Relative volume and solubility parameter for 1.22% SDS, 2 weeks and 2 months equilibrium at 25 °C.

NaC (%)	2 weeks											2 months											
	typ	Scale of centrifuge (mL)			Relative volume				Vw	Vo	SPw	SPo	type	Scale of centrifuge (mL)			Relative volume			Vw	Vo	SPw	SPo
		Lowe	middle	upper	lowe	middl	uppe	lower						middl	upper	lower	middl	upper					
0.61	I	4.60	0.00	10.00							gel	I	4.60	0.00	10.00								gel
1.22	I	4.70	0.00	10.00							gel	I	4.70	0.00	10.00								gel
1.83	I	5.00	7.50	10.10	0.74	0.00	0.26	5.05	2.45	50.73	24.61	I	5.00	6.00	10.00	0.60	0.00	0.40	5.00	1.00	50.23	10.05	
2.14	I	4.60	9.00	9.50	0.95	0.00	0.05	4.75	4.25	47.72	42.70	I	4.60	6.10	9.30	0.66	0.00	0.34	4.65	1.45	46.71	14.57	
2.44	I	4.30	9.50	9.80	0.97	0.00	0.03	4.90	4.60	49.23	46.21	I	4.70	6.40	9.70	0.66	0.00	0.34	4.85	1.55	48.72	15.57	
2.75	I	3.80	10.00	10.10	0.99	0.00	0.01	5.05	4.95	50.73	49.73	I	4.60	5.70	10.10	0.56	0.00	0.44	5.05	0.65	50.73	6.53	
2.93	I	3.50	9.30	9.40	0.99	0.00	0.01	4.70	4.60	47.22	46.21	I	4.50	5.80	9.70	0.60	0.00	0.40	4.85	0.95	48.72	9.54	
2.99	I	4.00	10.00	10.20	0.98	0.00	0.02	5.10	4.90	51.24	49.23	I	4.60	5.90	10.00	0.59	0.00	0.41	5.00	0.90	50.23	9.04	
3.05	III	4.40	5.10	9.40	0.47	0.07	0.46	0.30	0.40	3.01	4.02	III	4.10	5.90	10.00	0.41	0.18	0.41	0.90	0.90	9.04	9.04	
3.11	III	4.90	5.90	10.30	0.48	0.10	0.43	0.25	0.75	2.51	7.53	III	4.80	5.50	10.20	0.47	0.07	0.46	0.30	0.40	3.01	4.02	
3.30	III	4.50	5.20	10.00	0.45	0.07	0.48	0.50	0.20	5.02	2.01	III	4.50	5.20	10.00	0.45	0.07	0.48	0.50	0.20	5.02	2.01	
3.36	III	3.90	6.90	9.70	0.40	0.31	0.29	0.95	2.05	9.54	20.59	III	4.20	5.30	10.00	0.42	0.11	0.47	0.80	0.30	8.04	3.01	
3.42	III	4.20	6.30	10.50	0.40	0.20	0.40	1.05	1.05	10.55	10.55	III	4.20	6.30	10.50	0.40	0.20	0.40	1.05	1.05	10.55	10.55	
3.48	II	4.30	5.60	10.70	0.40	0.00	0.60	1.05	5.35	10.55	53.75	III	5.00	5.60	10.70	0.47	0.06	0.48	0.35	0.25	3.52	2.51	
3.54	II	4.70	6.20	10.10	0.47	0.00	0.53	0.35	5.05	3.52	50.73	III	4.40	5.50	10.70	0.41	0.10	0.49	0.95	0.15	9.54	1.51	
3.66	II	4.50	5.10	9.80	0.46	0.00	0.54	0.40	4.90	4.02	49.23	III	4.20	5.50	9.80	0.43	0.13	0.44	0.70	0.60	7.03	6.03	
3.90	II	4.40	5.50	10.50	0.42	0.00	0.58	0.85	5.25	8.54	52.74	III	4.70	5.50	10.50	0.45	0.08	0.48	0.55	0.25	5.53	2.51	
4.26	II	5.20	6.00	11.10	0.47	0.00	0.53	0.35	5.55	3.52	55.76	II	4.80	6.00	11.10	0.43	0.00	0.57	0.75	5.55	7.53	55.76	

Table E-2 Relative volume and solubility parameter for 3.74%SDS, 2 weeks and 2 months equilibrium at 25 °C.

NaCl (%)	2 weeks											2 months											
	type	Scale of centrifuge (mL)			Relative volume			Vw	Vo	SPw	SPo	type	Scale of centrifuge (mL)			Relative volume			Vw	Vo	SPw	SPo	
		lower	middle	upper	lower	middle	upper						lower	middle	upper	lower	middle	upper					
0.31	I	4.20	0.00	10.00							gel	I	4.60	0.00	10.00								gel
0.63	I	4.20	0.00	9.80							gel	I	4.90	0.00	9.60								gel
1.25	I	5.40	0.00	10.50							gel	I	6.50	0.00	10.00								gel
1.88	I	6.70	9.30	9.40	0.99	0.00	0.01	4.70	4.60	15.74	15.40	I	7.80	9.20	9.60								gel
2.07	I	6.80	10.10	10.20	0.99	0.00	0.01	5.10	5.00	17.08	16.74	I	7.60	9.00	10.20								gel
2.20	I	6.10	9.30	9.70	0.96	0.00	0.04	4.85	4.45	16.24	14.90	I	7.70	0.00	9.50								gel
2.22	I	8.70	10.30	10.90	0.94	0.00	0.06	5.45	4.85	18.25	16.24	I	5.50	8.50	10.90	0.78	0.00	0.22	5.45	3.05	18.25	10.21	
2.26	I	3.90	7.40	10.10	0.73	0.00	0.27	5.05	2.35	16.91	7.87	I	4.70	8.90	10.00	0.89	0.00	0.11	5.00	3.90	16.74	13.06	
2.32	I	4.70	9.10	10.90	0.83	0.00	0.17	5.45	3.65	18.25	12.22	III	4.70	9.10	10.90	0.43	0.40	0.17	0.75	3.65	2.51	12.22	
2.35	I	4.30	7.50	10.70	0.70	0.00	0.30	5.35	2.15	17.92	7.20	III	4.30	9.30	10.70	0.40	0.47	0.13	1.05	3.95	3.52	13.23	
2.38	II	3.60	6.50	9.80	0.37	0.00	0.63	1.30	4.90	4.35	16.41	III	3.90	9.60	9.60	0.41	0.59	0.00	0.90	4.80	3.01	16.07	
2.44	II	3.30	7.60	9.60	0.34	0.00	0.66	1.50	4.80	5.02	16.07	III	3.60	9.70	10.00	0.36	0.61	0.03	1.40	4.70	4.69	15.74	
2.51	II	4.00	4.60	9.50	0.42	0.00	0.58	0.75	4.75	2.51	15.91	III	3.90	9.70	10.20	0.38	0.57	0.05	1.20	4.60	4.02	15.40	
2.57	II	4.10	5.30	10.00	0.41	0.00	0.59	0.90	5.00	3.01	16.74	II	3.90	6.00	10.00	0.39	0.00	0.61	1.10	5.00	3.68	16.74	
3.14	II	3.80	5.50	9.50	0.40	0.00	0.60	0.95	4.75	3.18	15.91	II	3.50	6.40	9.40	0.37	0.00	0.63	1.20	4.70	4.02	15.74	

Table E-3 Relative volume and solubility parameter for 4.01% SDS, 2 weeks and 2 months equilibrium at 25 °C.

NaCl (%)	2 weeks											2 months										
	type	Scale of centrifuge (mL)			Relative volume			Vw	Vo	SPw	SPo	Type	Scale of centrifuge (mL)			Relative volume			Vw	Vo	SPw	SPo
		lower	iddle	upper	lower	middle	upper						lower	middle	upper							
1.45	I	5.20	0.00	10.00	0.52	0.00	0.48	5.00	.20	5.70	0.63	I	6.10	0.00	10.00	0.61	0.00	0.39	5.00	1.10	15.70	3.45
1.89	I	6.40	0.00	10.10	0.63	0.00	0.37	5.05	.35	5.85	4.24	I	6.90	7.40	10.00	0.74	0.00	0.26	5.00	2.40	15.70	7.53
2.20	I	9.40	0.00	9.80	0.96	0.00	0.04	4.90	.50	5.38	14.13	I	4.00	8.80	9.70	0.91	0.00	0.09	4.85	3.95	15.23	12.40
2.26	I	3.60	7.90	10.10	0.78	0.00	0.22	5.05	.85	5.85	8.95	III	3.60	7.20	10.80	0.33	0.33	0.33	1.80	1.80	5.65	5.65
2.33	I	3.70	7.10	10.20	0.70	0.00	0.30	5.10	.00	6.01	6.28	III	3.30	6.50	10.20	0.32	0.31	0.36	1.80	1.40	5.65	4.40
2.36	II	4.40	6.80	10.20	0.67	0.00	0.33	0.70	.10	2.20	16.01	III	4.40	7.30	10.20	0.43	0.28	0.28	0.70	2.20	2.20	6.91
2.39	II	3.10	7.60	9.70	0.78	0.00	0.22	1.75	.85	5.49	15.23	III	3.70	6.90	9.90	0.37	0.32	0.30	1.25	1.95	3.92	6.12
2.52	II	4.00	5.30	10.00	0.53	0.00	0.47	1.00	.00	3.14	15.70	III	4.00	6.50	10.00	0.40	0.25	0.35	1.00	1.50	3.14	4.71
2.58	II	3.50	7.00	9.70	0.72	0.00	0.28	1.35	.85	4.24	15.23	II	3.50	6.40	9.80	0.65	0.00	0.35	1.40	4.90	4.40	15.38
3.15	II	3.50	6.10	9.80	0.62	0.00	0.38	1.40	.90	4.40	15.38	II	3.60	6.30	9.80	0.64	0.00	0.36	1.30	4.90	4.08	15.38
3.77	II	2.30	6.50	10.00	0.23	0.00	0.77	2.70	.00	8.48	15.70	II	3.50	6.40	9.80	0.36	0.00	0.64	1.40	4.90	4.40	15.38

Table E-4 Relative volume and solubility parameter for 4.27% SDS, 2 weeks and 2 months equilibrium at 25 °C.

NaCl (%)	2 weeks											2 months										
	type	Scale of centrifuge (mL)			Relative volume			Vw	Vo	SPw	SPo	type	Scale of centrifuge (mL)			Relative volume			Vw	Vo	SPw	SPo
		lower	middle	upper	lower	middle	upper						lower	middle	upper	lower	middle	upper				
1.26	I	8.00	0.00	10.00	0.80	0.00	0.20	5.00	3.00	14.77	8.86	I	8.00	0.00	10.00	0.80	0.00	0.20	5.00	3.00	14.77	8.86
1.45	I	8.80	0.00	10.00	0.88	0.00	0.12	5.00	3.80	14.77	11.23	I	9.30	0.00	10.00	0.93	0.00	0.07	5.00	4.30	14.77	12.71
1.57	I	8.60	0.00	10.50	0.82	0.00	0.18	5.25	3.35	15.51	9.90	I	8.60	9.80	10.50	0.93	0.00	0.07	5.25	4.55	15.51	13.44
1.77	I	8.30	10.00	10.10	0.99	0.00	0.01	5.05	4.95	14.92	14.63	I	8.30	9.90	10.10	0.98	0.00	0.02	5.05	4.85	14.92	14.33
1.89	IV	0.00	0.00	10.30	0.00	0.00	1.00	5.15	5.15	15.22	15.22	I	7.50	8.60	10.30	0.83	0.00	0.17	5.15	3.45	15.22	10.19
1.95	IV	0.00	0.00	10.00	0.00	0.00	1.00	5.00	5.00	14.77	14.77	I	5.20	7.10	10.00	0.71	0.00	0.29	5.00	2.10	14.77	6.21
2.02	IV	0.00	0.00	10.60	0.00	0.00	1.00	5.30	5.30	15.66	15.66	I	4.50	5.70	10.50	0.54	0.00	0.46	5.25	0.45	15.51	1.33
2.14	IV	0.00	0.00	10.80	0.00	0.00	1.00	5.40	5.40	15.96	15.96	III	3.20	9.80	10.80	0.30	0.61	0.09	2.20	4.40	6.50	13.00
2.21	IV	0.00	0.00	10.50	0.00	0.00	1.00	5.25	5.25	15.51	15.51	III	4.20	8.80	10.50	0.40	0.44	0.16	1.05	3.55	3.10	10.49
2.33	II	3.70	6.50	9.90	0.37	0.00	0.63	1.25	4.95	3.69	14.63	II	3.70	7.70	9.90	0.37	0.00	0.63	1.25	4.95	3.69	14.63
2.52	II	4.40	6.00	10.40	0.42	0.00	0.58	0.80	5.20	2.36	15.36	II	4.30	7.30	9.20	0.47	0.00	0.53	0.30	4.60	0.89	13.59
3.15	II	3.00	5.00	9.90	0.30	0.00	0.70	1.95	4.95	5.76	14.63	II	3.00	5.00	9.90	0.30	0.00	0.70	1.95	4.95	5.76	14.63

Table E-5 Relative volume and solubility parameter for 4.53% SDS, 2 weeks and 2 months equilibrium at 25 °C.

NaCl (%)	2 weeks											2 months										
	type	Scale of centrifuge (mL)			Relative volume			Vw	Vo	SPw	SPo	type	Scale of centrifuge (mL)			Relative volume			Vw	Vo	SPw	SPo
		lower	middle	upper	lower	middle	upper						lower	middle	upper							
0.32	I	4.00	0.00	10.20							gel	I	5.10	0.00	10.00							gel
0.63	I	5.10	0.00	9.50							gel	I	5.60	0.00	9.50							gel
0.95	I	6.10	0.00	9.70							gel	I	6.70	0.00	9.70							gel
1.26	I	6.00	0.00	10.00							gel	I	7.10	0.00	10.00							gel
1.45	I	9.50	0.00	10.30							gel	I	9.50	0.00	10.30							gel
1.52	I	7.50	0.00	10.00	0.75	0.00	0.25	5.00	2.50	13.95	6.98	I	9.10	0.00	10.00	0.91	0.00	0.09	5.00	4.10	13.95	11.44
1.58	I	9.20	9.40	9.50	0.99	0.00	0.01	4.75	4.65	13.26	12.98	I	9.20	0.00	9.50	0.97	0.00	0.03	4.75	4.45	13.26	12.42
1.90	I	9.00	9.50	9.80	0.97	0.00	0.03	4.90	4.60	13.67	12.84	I	9.20	0.00	9.50	0.97	0.00	0.03	4.75	4.45	13.26	12.42
2.02	IV	0.00	0.00	9.60	0.00	0.00	1.00	4.80	4.80	13.39	13.39	I	9.20	0.00	9.60	0.96	0.00	0.04	4.80	4.40	13.39	12.28
2.15	IV	0.00	0.00	9.50	0.00	0.00	1.00	4.75	4.75	13.26	13.26	III	0.50	9.10	9.50	0.05	0.91	0.04	4.25	4.35	11.86	12.14
2.21	IV	0.00	0.00	9.70	0.00	0.00	1.00	4.85	4.85	13.53	13.53	III	0.50	9.20	9.70	0.05	0.90	0.05	4.35	4.35	12.14	12.14
2.40	IV	0.00	0.00	9.50	0.00	0.00	1.00	4.75	4.75	13.26	13.26	II	2.80	8.60	10.60	0.26	0.00	0.74	2.50	5.30	6.98	14.79
2.43	II	3.30	8.00	10.40	0.32	0.00	0.68	1.90	5.20	5.30	14.51	II	3.30	8.40	10.40	0.32	0.00	0.68	1.90	5.20	5.30	14.51
2.46	II	2.30	6.00	9.60	0.24	0.00	0.76	2.50	4.80	6.98	13.39	II	0.40	6.00	9.60	0.04	0.00	0.96	4.40	4.80	12.28	13.39
2.53	II	3.30	6.50	10.00	0.33	0.00	0.67	1.70	5.00	4.74	13.95	II	2.10	7.40	10.00	0.21	0.00	0.79	2.90	5.00	8.09	13.95
2.60	II	3.90	6.00	10.40	0.38	0.00	0.63	1.30	5.20	3.63	14.51	II	3.90	5.90	10.40	0.38	0.00	0.63	1.30	5.20	3.63	14.51
3.16	II	3.20	6.80	10.00	0.32	0.00	0.68	1.80	5.00	5.02	13.95	II	2.80	7.00	10.00	0.28	0.00	0.72	2.20	5.00	6.14	13.95

Table E-6 Relative volume and solubility parameter for 5.60% SDS, 2 weeks and 2 months equilibrium at 25 °C.

NaCl (%)	2 weeks											2 months											
	type	Scale of centrifuge (mL)			Relative volume				Vw	Vo	SPw	SPo	type	Scale of centrifuge (mL)			Relative volume			Vw	Vo	SPw	SPo
		lowe	midl	upper	lower	middle	upper	lower						middle	upper								
0.51	I	4.00	0.00	10.40							gel	I	5.90	0.00	10.10							gel	
0.77	I	6.50	0.00	10.30	0.63	0.00	0.37	5.15	1.35	11.76	3.08	I	7.80	0.00	10.00	0.78	0.00	0.22	5.00	2.80	11.42	6.39	
0.96	I	7.20	8.30	10.30	0.81	0.00	0.19	5.15	3.15	11.76	7.19	I	7.70	0.00	10.20	0.75	0.00	0.25	5.10	2.60	11.64	5.94	
1.15	I	7.70	9.00	10.20	0.88	0.00	0.12	5.10	3.90	11.64	8.90	I	7.60	0.00	10.00	0.76	0.00	0.24	5.00	2.60	11.42	5.94	
1.21	I	8.00	8.40	10.00	0.84	0.00	0.16	5.00	3.40	11.42	7.76	I	7.70	8.30	10.30	0.81	0.00	0.19	5.15	3.15	11.76	7.19	
1.28	I	8.20	8.60	9.70	0.89	0.00	0.11	4.85	3.75	11.07	8.56	I	8.30	8.50	9.70	0.88	0.00	0.12	4.85	3.65	11.07	8.33	
1.73	IV	0.00	0.00	10.00	0.00	0.00	1.00	5.00	5.00	11.42	11.42	I	9.50	0.00	10.00	0.95	0.00	0.05	5.00	4.50	11.42	10.27	
1.79	IV	0.00	0.00	10.10	0.00	0.00	1.00	5.05	5.05	11.53	11.53	IV	0.00	0.00	10.10	0.00	0.00	1.00	5.05	5.05	11.53	11.53	
1.85	IV	0.00	0.00	9.90	0.00	0.00	1.00	4.95	4.95	11.30	11.30	IV	0.00	0.00	9.90	0.00	0.00	1.00	4.95	4.95	11.30	11.30	
1.92	IV	0.40	0.00	10.20	0.00	0.00	1.00	5.10	5.10	11.64	11.64	IV	0.00	0.00	10.10	0.00	0.00	1.00	5.05	5.05	11.53	11.53	
2.07	IV	1.60	0.00	10.00	0.00	0.00	1.00	5.00	5.00	11.42	11.42	IV	7.30	0.00	10.00	0.00	0.00	1.00	5.00	5.00	11.42	11.42	
2.43	IV	1.60	0.00	10.50	0.00	0.00	1.00	5.25	5.25	11.99	11.99	IV	1.30	0.00	10.50	0.00	0.00	1.00	5.25	5.25	11.99	11.99	
2.49	II	1.10	0.00	9.40	0.12	0.00	0.88	3.60	4.70	8.22	10.73	IV	0.40	0.00	9.40	0.00	0.00	1.00	4.70	4.70	10.73	10.73	
2.56	II	4.00	0.00	9.20	0.43	0.00	0.57	0.60	4.60	1.37	10.50	II	4.70	0.00	9.80	0.48	0.00	0.52	0.20	4.90	0.46	11.19	11.19
2.69	II	4.00	0.00	9.70	0.41	0.00	0.59	0.85	4.85	1.94	11.07	II	4.20	0.00	9.90	0.42	0.00	0.58	0.75	4.95	1.71	11.30	11.30

Table E-7 Relative volume and solubility parameter for 7.81% SDS, 2 weeks and 2 months equilibrium at 25 °C.

NaCl (%)	2 weeks											2 months												
	type	Scale of centrifuge (mL)			Relative volume				Vw	Vo	SPw	SPo	type	Scale of centrifuge (mL)			Relative volume				Vw	Vo	SPw	SPo
		lower	middle	upper	lower	middle	upper	lower						middle	upper	lower	middle	upper						
0.33	IV g	0.00	0.00	9.70							gel	IV g	0.00	0.00	10.00								gel	
0.65	IV g	0.00	0.00	10.00							gel	IV g	0.70	0.00	10.70								gel	
0.78	IV g	0.00	0.00	10.70							gel	IV g	0.00	0.00	9.70								gel	
0.83	IV	0.00	0.00	9.70	0.00	0.00	1.00	4.85	4.85	8.12	8.12	IV	0.00	0.00	9.70	0.00	0.00	1.00	4.85	4.85	8.12	8.12		
0.98	IV	0.00	0.00	9.70	0.00	0.00	1.00	4.85	4.85	8.12	8.12	IV	0.00	0.00	10.00	0.00	0.00	1.00	5.00	5.00	8.37	8.37		
1.31	IV	0.00	0.00	10.10	0.00	0.00	1.00	5.05	5.05	8.46	8.46	IV	0.00	0.00	11.00	0.00	0.00	1.00	5.50	5.50	9.21	9.21		
1.50	IV	0.30	0.00	11.00	0.00	0.00	1.00	5.50	5.50	9.21	9.21	IV	0.20	0.00	9.50	0.00	0.00	1.00	4.75	4.75	7.95	7.95		
1.56	IV	0.80	0.00	9.50	0.00	0.00	1.00	4.75	4.75	7.95	7.95	IV	0.10	0.00	9.70	0.00	0.00	1.00	4.85	4.85	8.12	8.12		
1.63	IV	0.40	0.00	9.70	0.00	0.00	1.00	4.85	4.85	8.12	8.12	IV	0.10	0.00	9.50	0.00	0.00	1.00	4.75	4.75	7.95	7.95		
1.77	IV	0.10	0.00	9.50	0.00	0.00	1.00	4.75	4.75	7.95	7.95	IV	0.80	0.00	10.90	0.00	0.00	1.00	5.45	5.45	9.13	9.13		
1.90	IV	0.40	0.00	10.90	0.00	0.00	1.00	5.45	5.45	9.13	9.13	II	0.30	0.00	9.80	0.03	0.00	0.97	4.60	4.90	7.70	8.20		
1.96	II	0.50	0.00	9.80	0.05	0.00	0.95	4.40	4.90	7.37	8.20	II	1.30	0.00	9.60	0.14	0.00	0.86	3.50	4.80	5.86	8.04		
2.62	II	2.80	0.00	9.60	0.29	0.00	0.71	2.00	4.80	3.35	8.04	II	2.80	0.00	9.50	0.29	0.00	0.71	1.95	4.75	3.27	7.95		
3.27	II	2.80	0.00	9.50	0.29	0.00	0.71	1.95	4.75	3.27	7.95	II	3.60	0.00	10.50	0.34	0.00	0.66	1.65	5.25	2.76	8.79		
3.47	II	3.60	0.00	10.50	0.34	0.00	0.66	1.65	5.25	2.76	8.79	II	3.40	0.00	10.50	0.32	0.00	0.68	1.85	5.25	3.10	8.79		
3.80	II	4.30	0.00	10.50	0.41	0.00	0.59	0.95	5.25	1.59	8.79	II	3.00	0.00	9.70	0.31	0.00	0.69	1.85	4.85	3.10	8.12		
3.92	II	3.50	0.00	9.70	0.36	0.00	0.64	1.35	4.85	2.26	8.12	II	3.80	0.00	10.20	0.37	0.00	0.63	1.30	5.10	2.18	8.54		

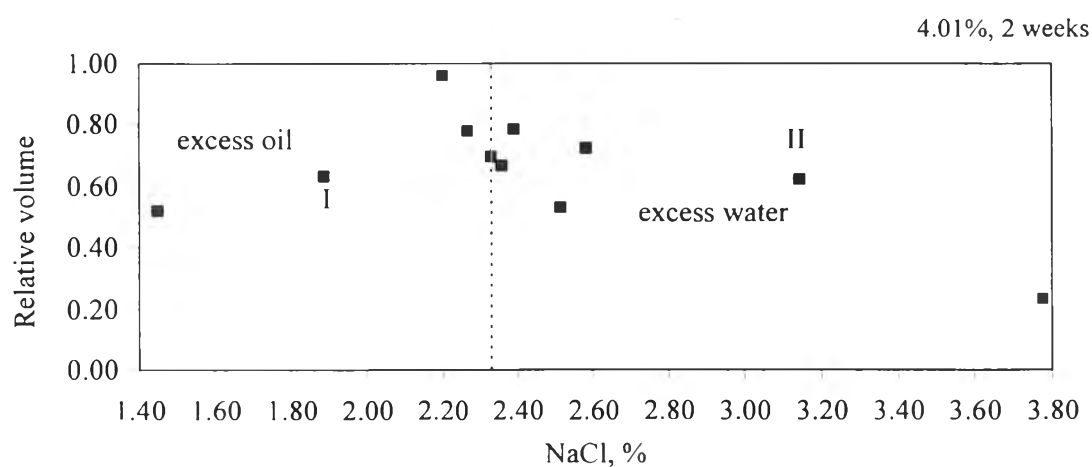
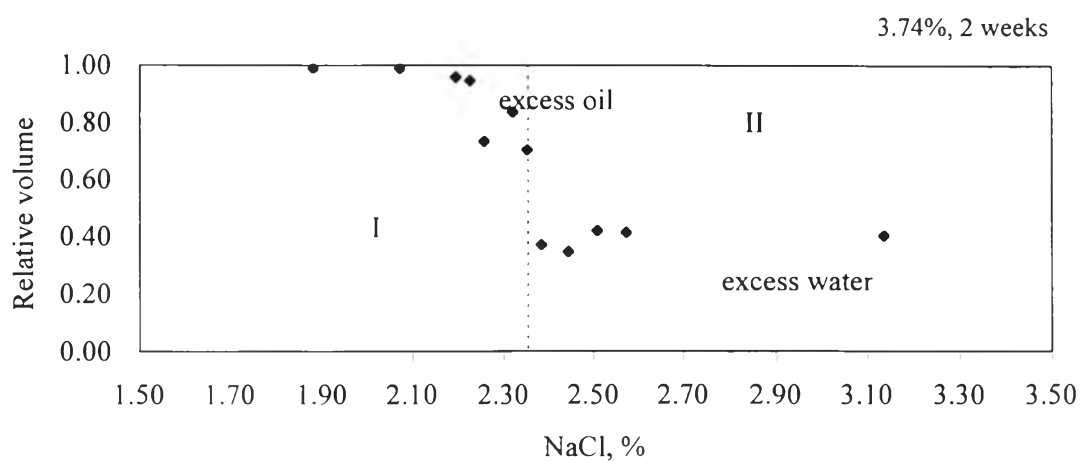
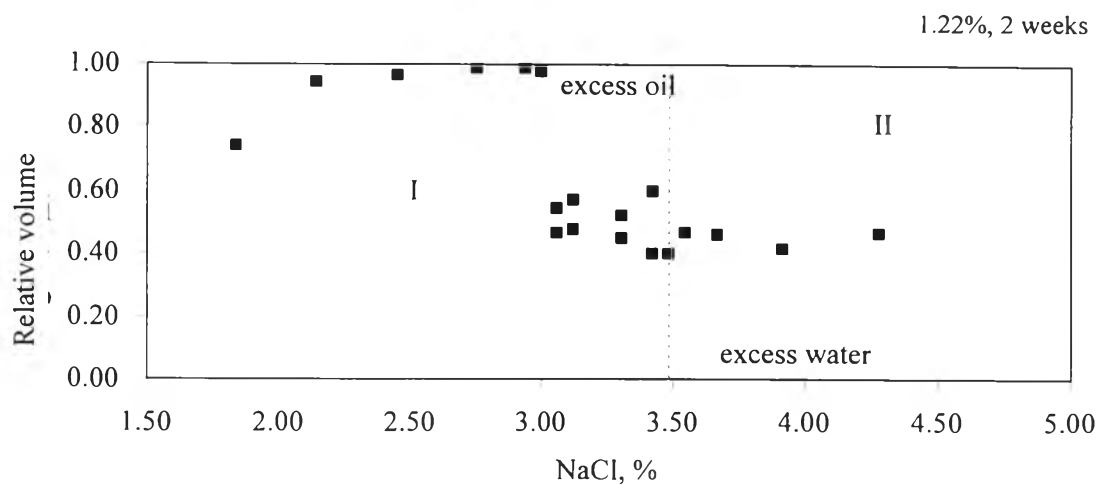


Figure E.1 Relative volume of microemulsion 1.22% - 4.01% SDS, 2 weeks.

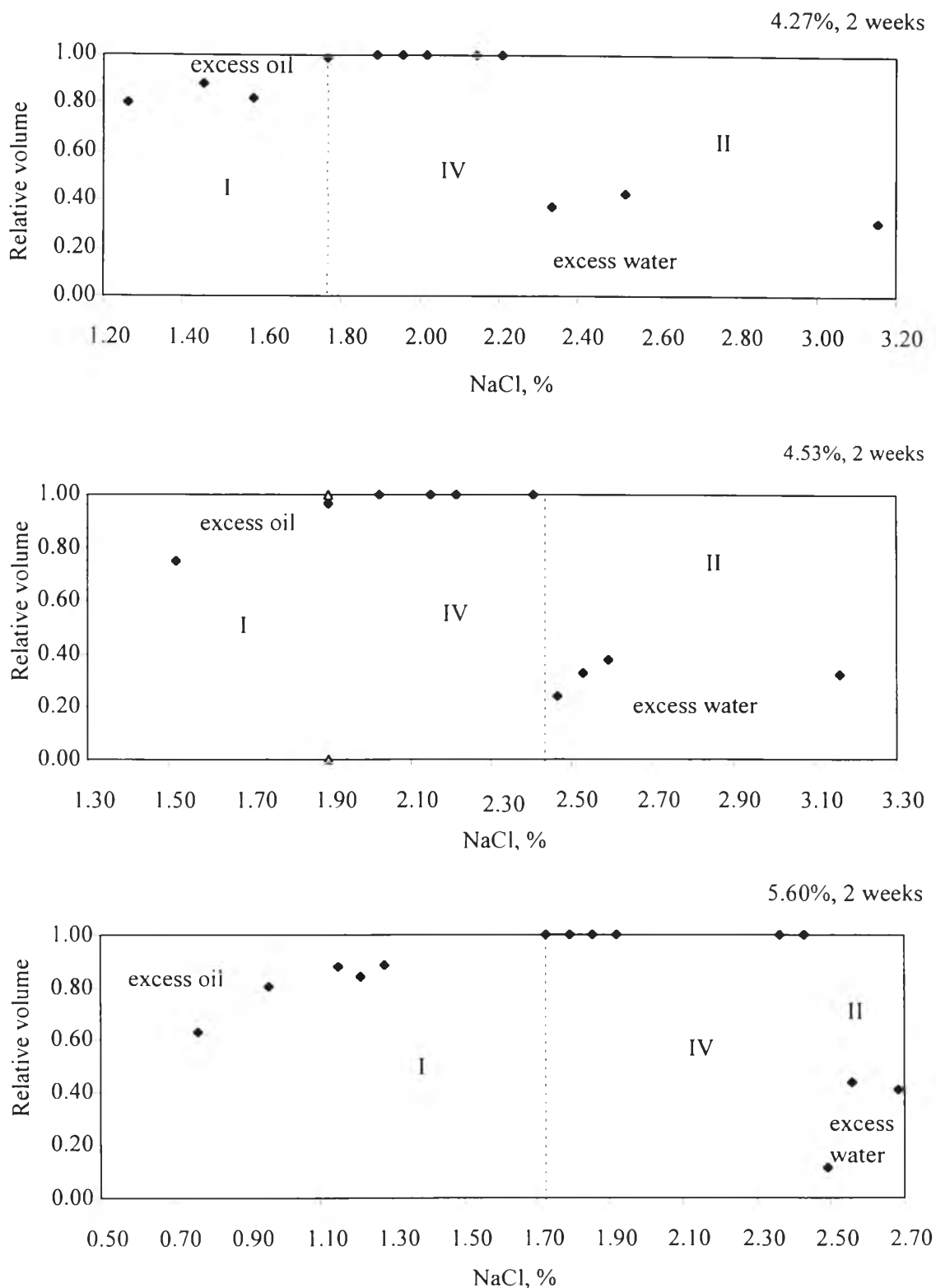


Figure E.2 Relative volume of microemulsion 4.27% - 5.60% SDS, 2 weeks.

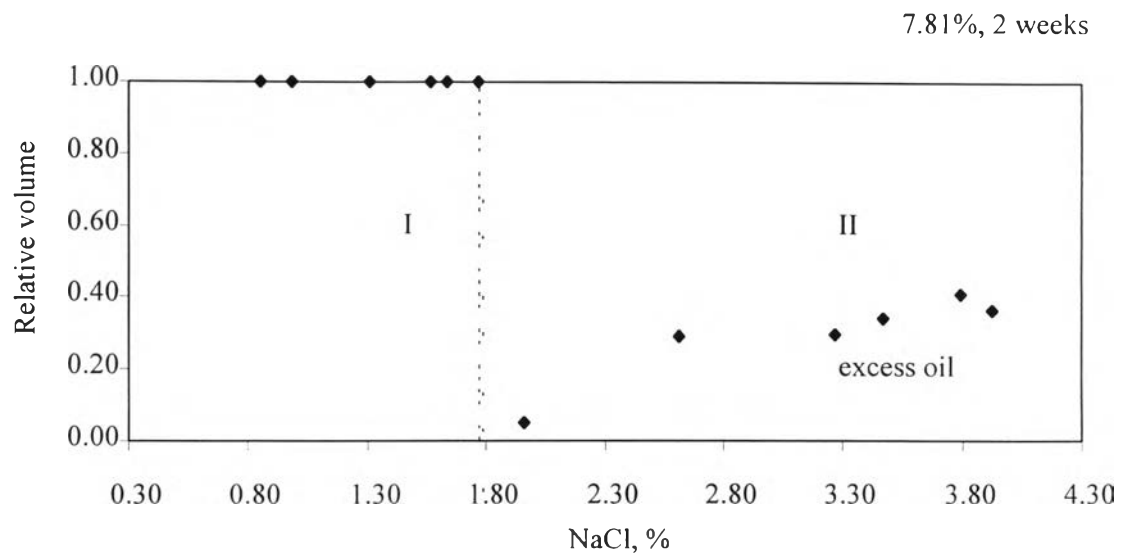


Figure E.3 Relative volume of microemulsion 7.81% SDS, 2 weeks.

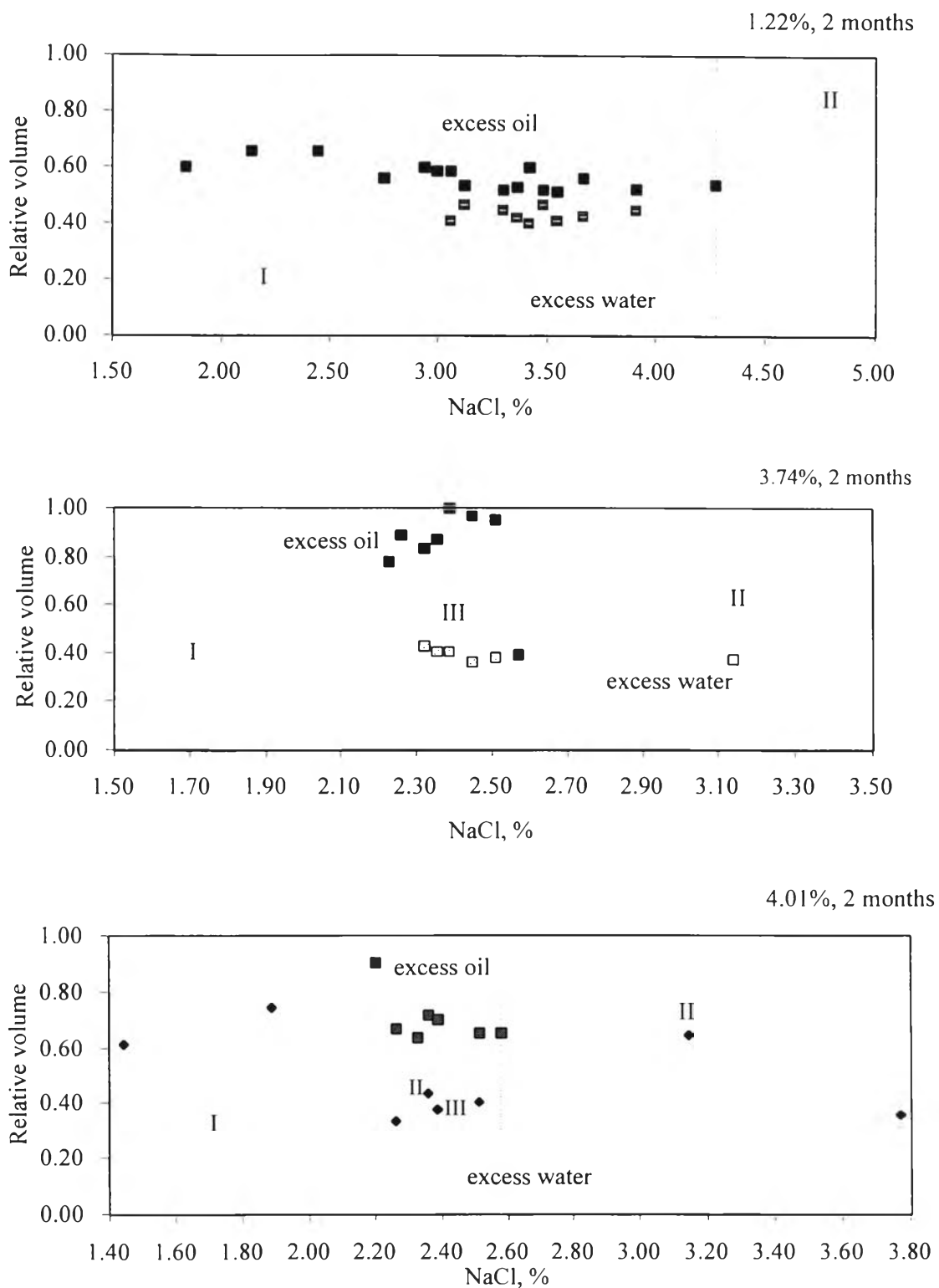


Figure E.4 Relative volume of microemulsion 1.22% - 4.01% SDS, 2 months.

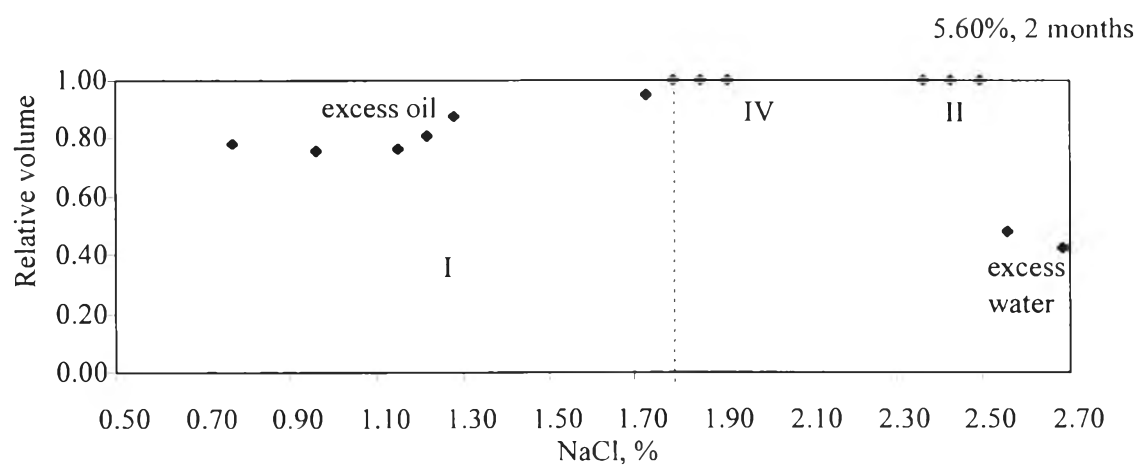
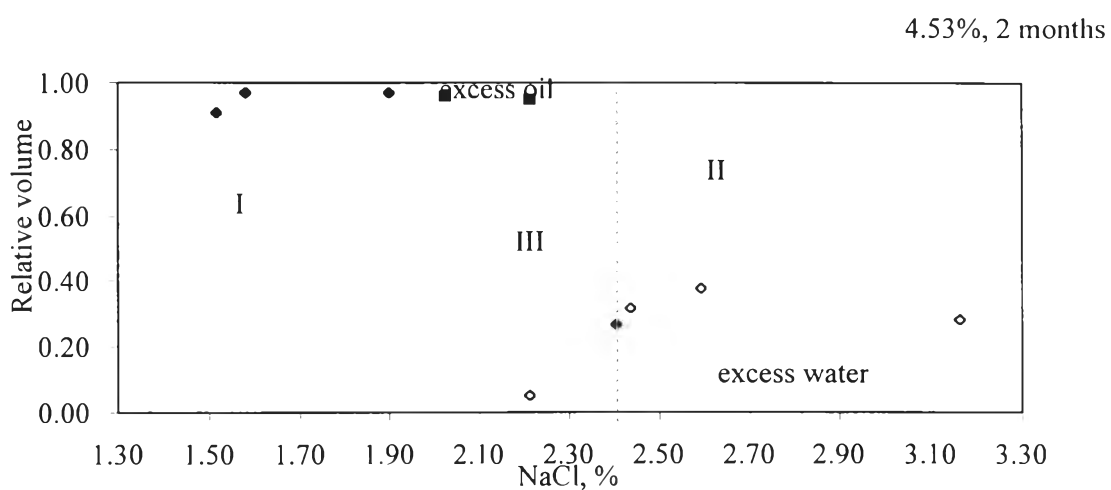
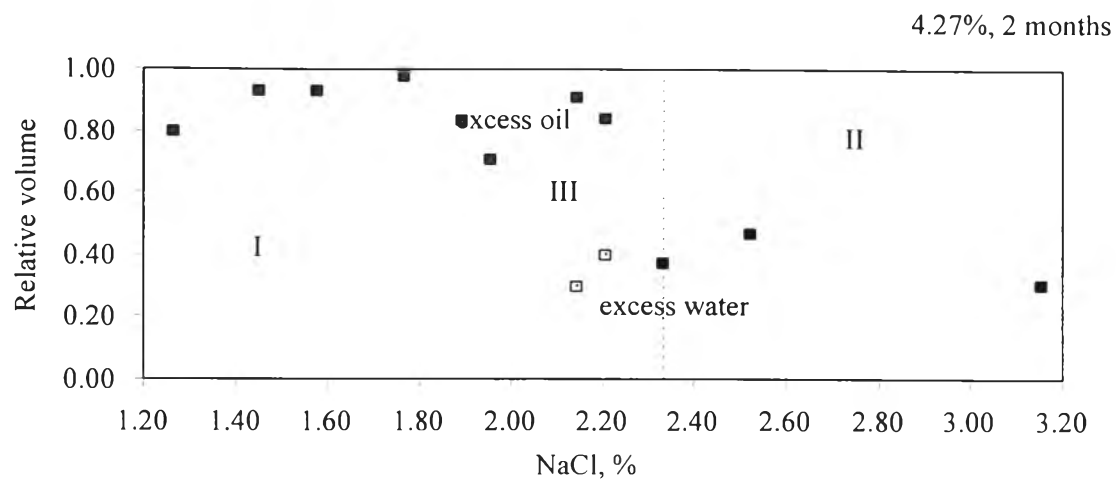


Figure E.5 Relative volume of microemulsion 4.27% - 5.60% SDS, 2 months.

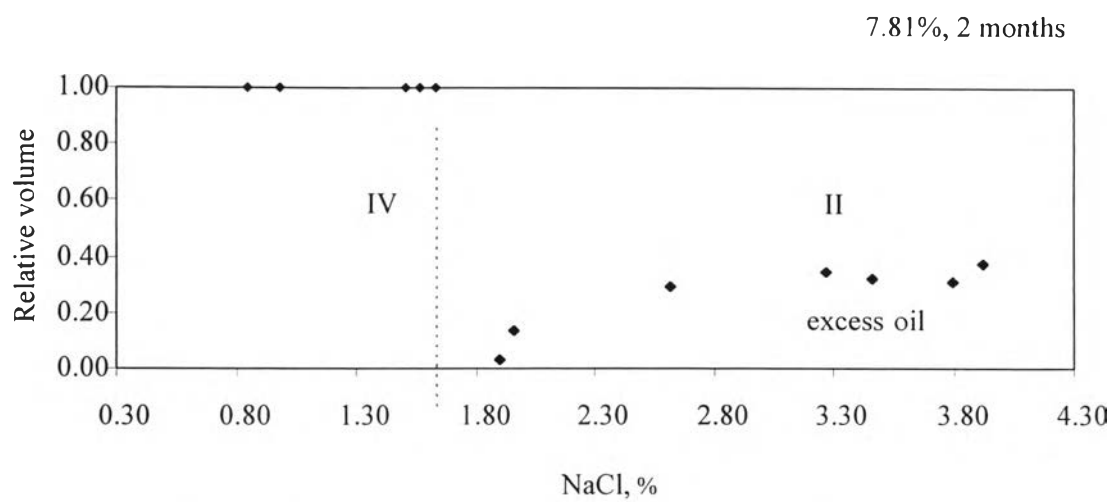


Figure E.6 Relative volume of microemulsion 7.81% SDS, 2 months.

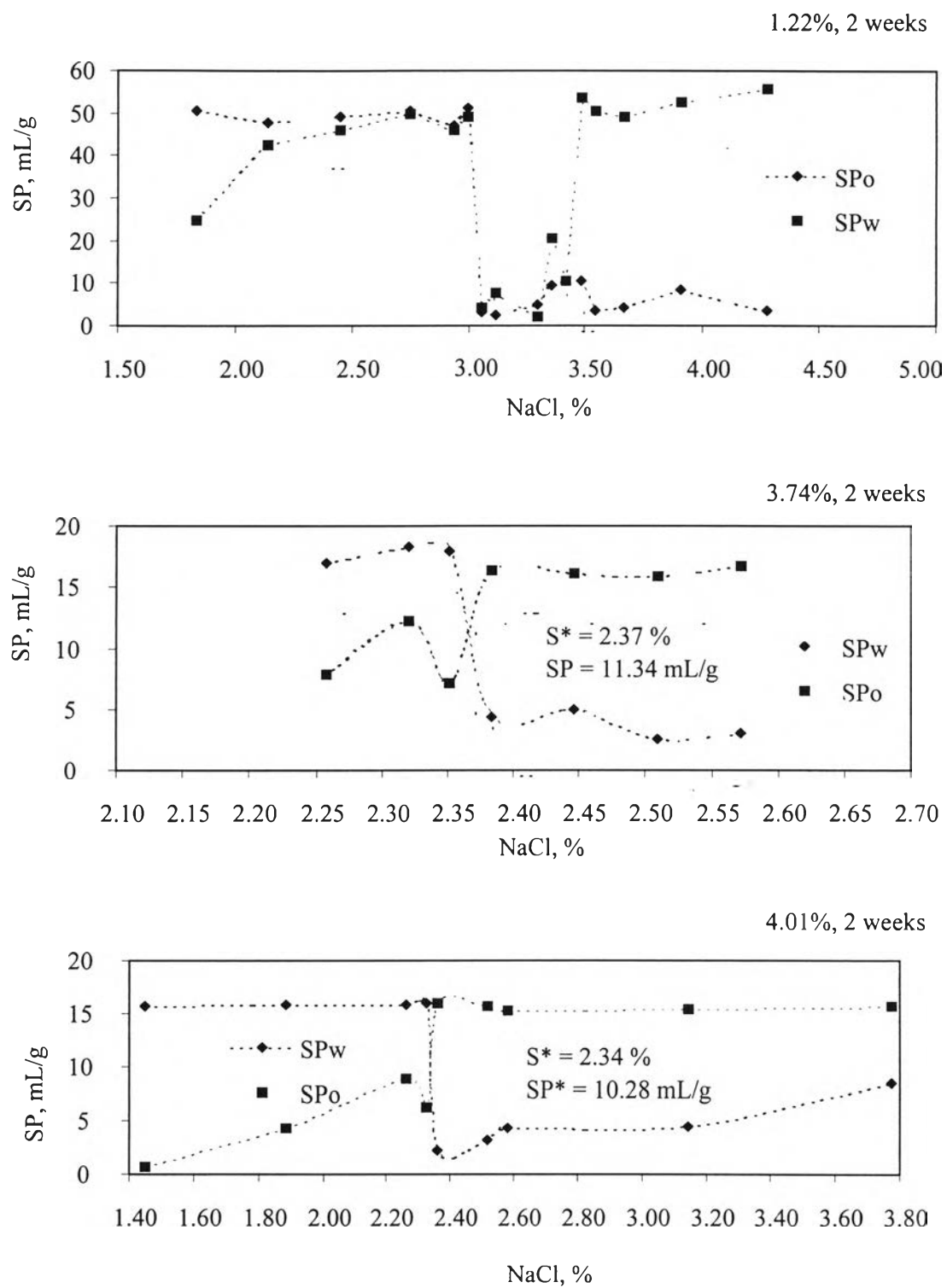


Figure E.7 Solubilization parameter of microemulsion, 1.22% - 4.01% SDS, 2 weeks.

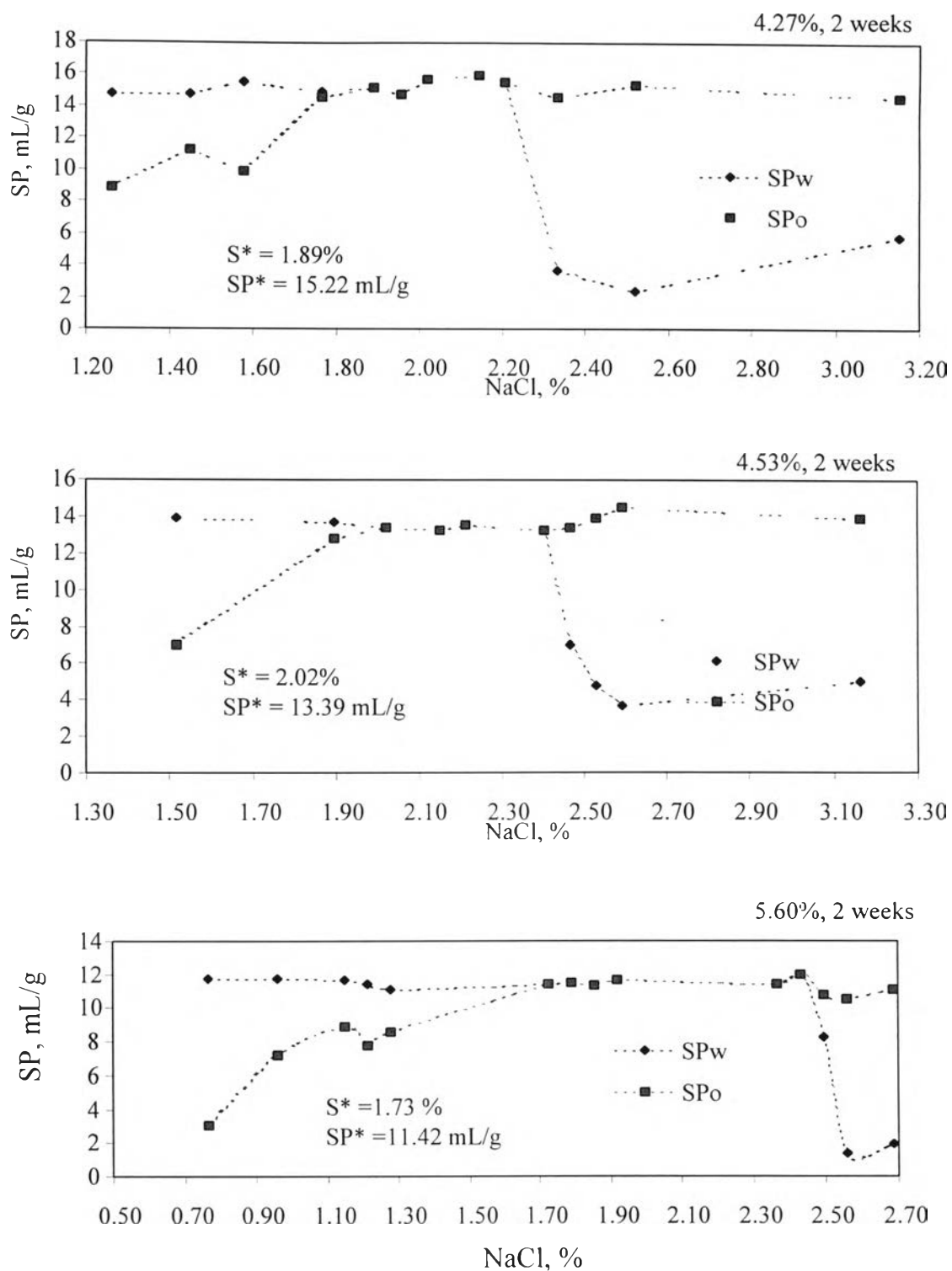


Figure E.8 Solubilization parameter of microemulsion, 4.27% - 5.60%SDS, 2 weeks.

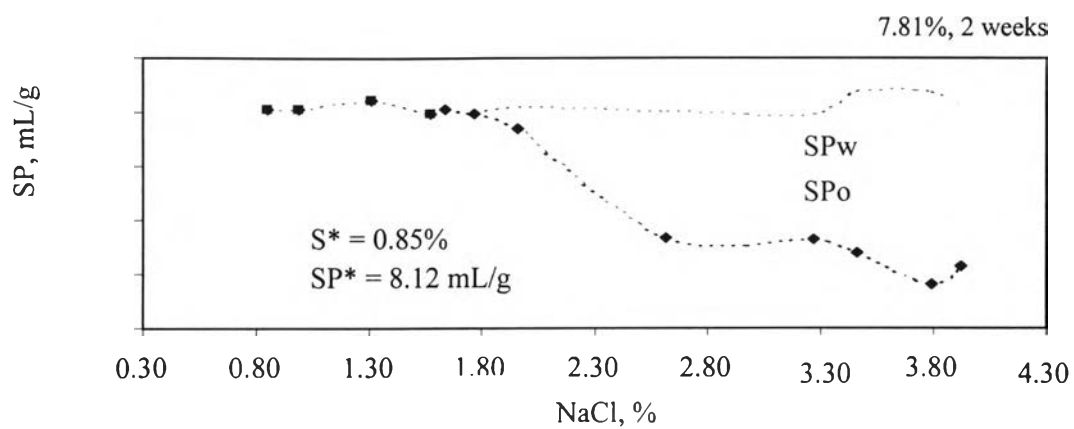


Figure E.9 Solubilization parameter of microemulsion, 7.81% SDS, 2 weeks.

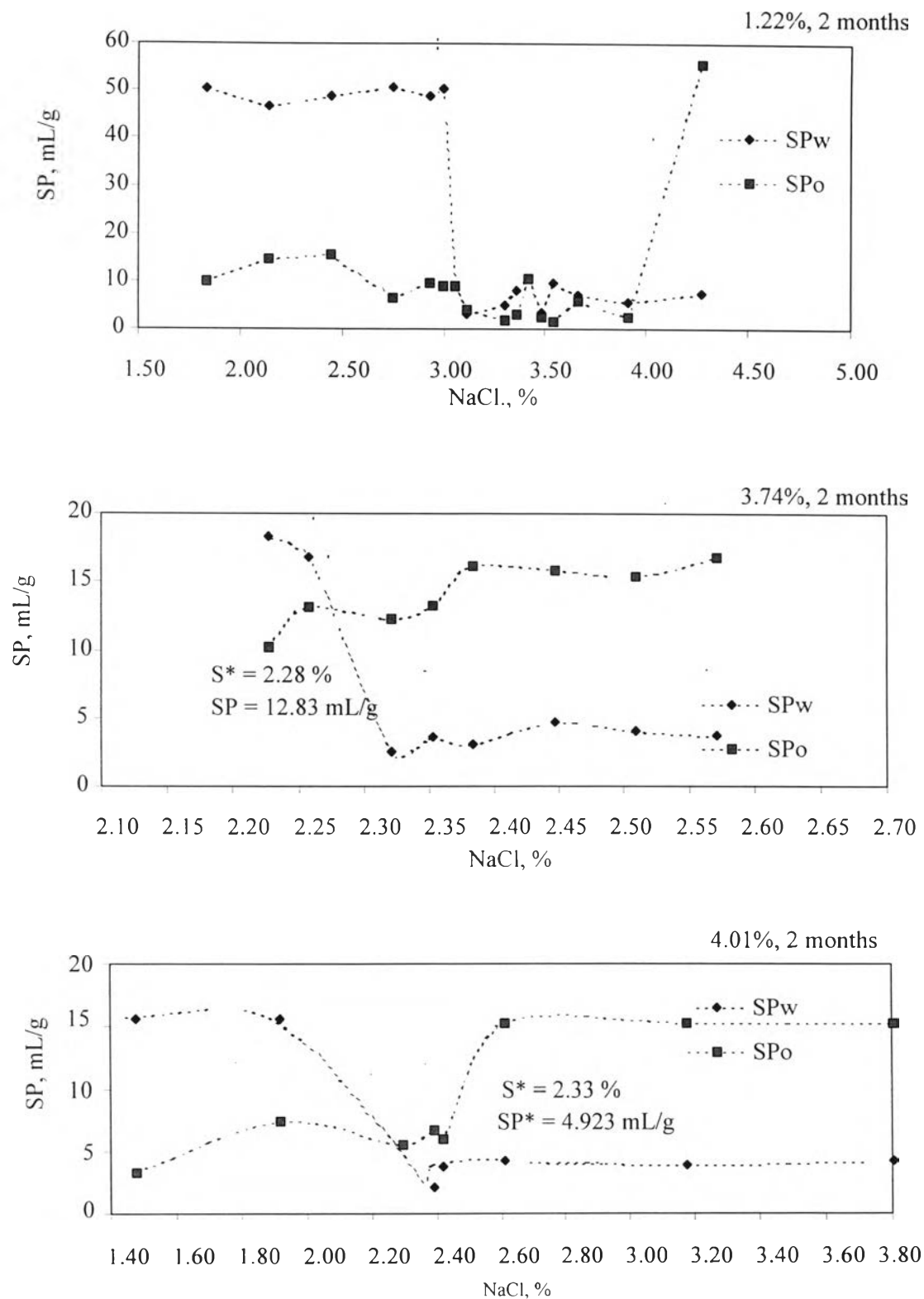


Figure E.10 Solubilization parameter of microemulsion, 1.22% - 4.01%SDS, 2 months.

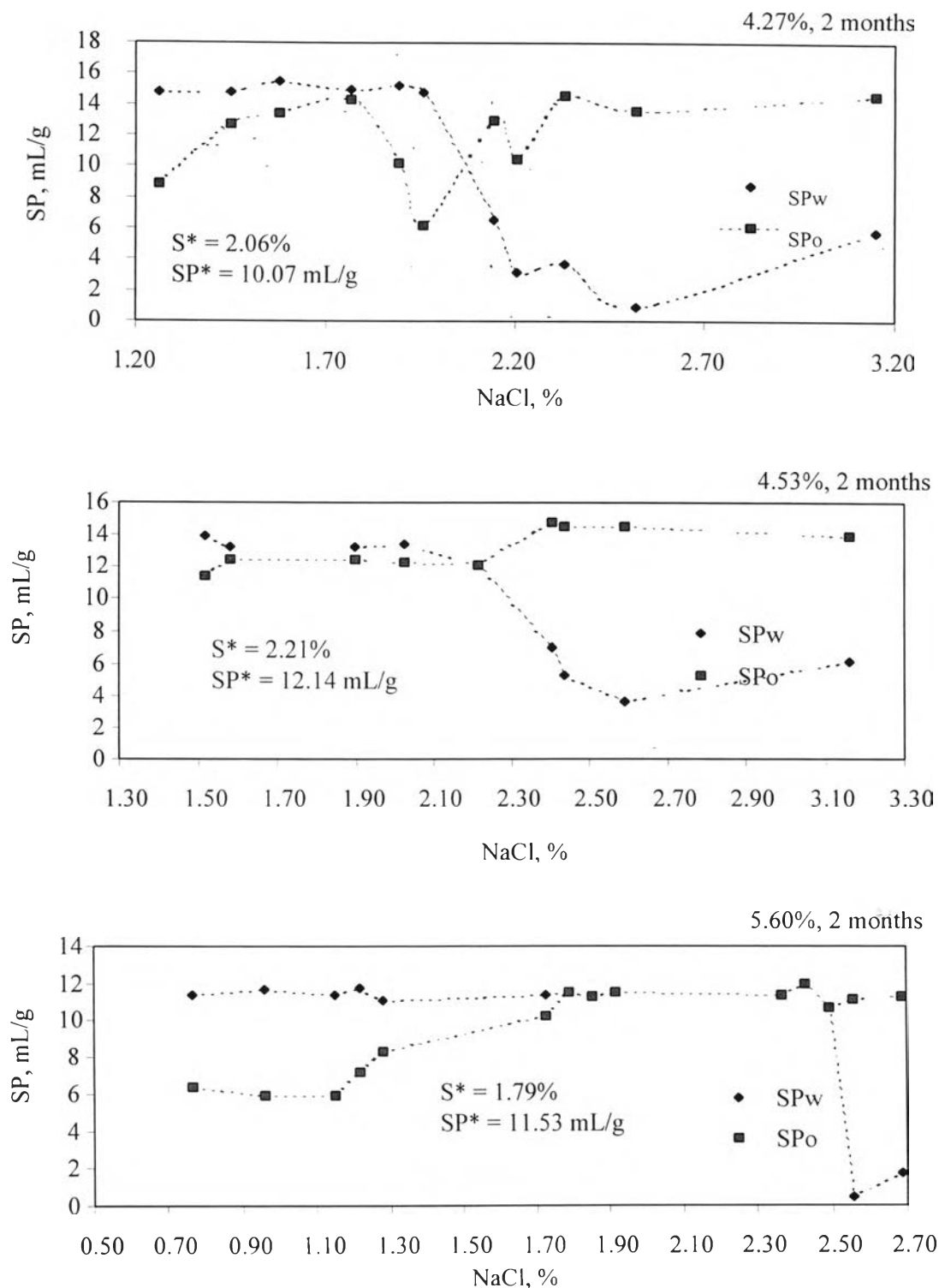


Figure E.11 Solubilization parameter of microemulsion, 4.27% - 5.60%SDS, 2 months.

7.81%, 2 months

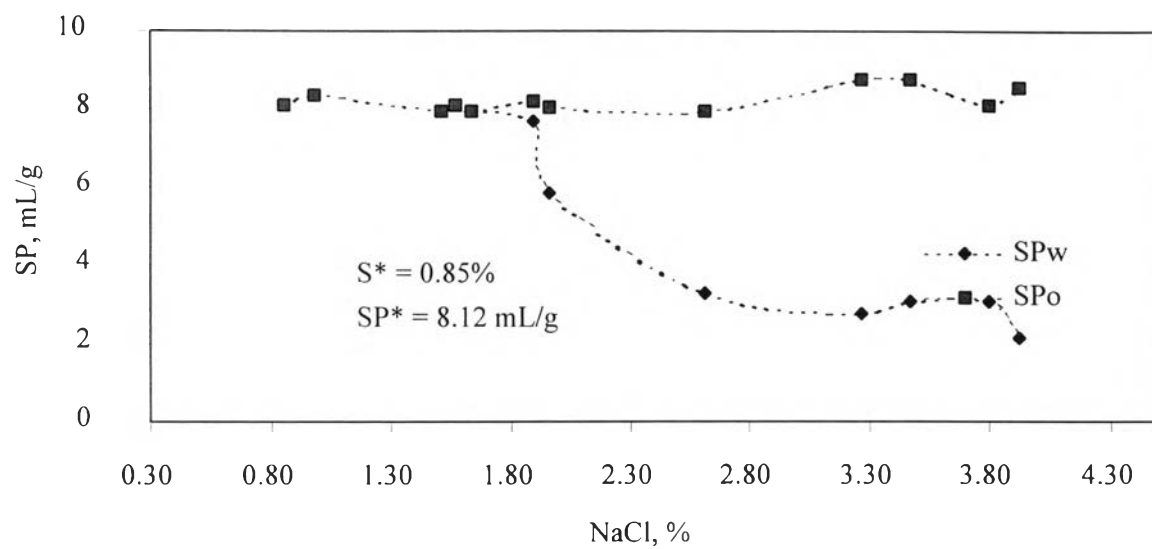


Figure E.12 Solubilization parameter of microemulsion, 7.81% SDS, 2 months.

APPENDIX F

EXPERIMENTAL DATA OF ELECTRICAL CONDUCTIVITY AND INTERFACIAL TENSION

Sodium dodecyl sulfate	= 1.22% - 4.53%
Initial oil/water volume ratio	= 1/1
Ratio of SDS/Octanoic acid	= 40/60
Temperature	= 25 °C
Electrolyte	= 1.26% - 4.28%
Equilibrium time	= 2 months

Table F-1 Data of electrical conductivity and interfacial tension for 1.22% SDS.

%NaCl	Type	Conductivity		density		aver. rpm	Drop size Sdv	IFT mN/m
		Peak area	mS/cm	g/CC				
1.83	I	1551.68	63.70	m/o	0.34	3171	1.99	0.27
				m/w	N/A	N/A	N/A	N/A
				w/o	N/A	N/A	N/A	N/A
2.14	I	1558.00	63.98	m/o	0.31	2799	1.98	0.19
				m/w	N/A	N/A	N/A	N/A
				w/o	N/A	N/A	N/A	N/A
2.44	I	2175.09	53.72	m/o	0.35	2379	1.81	0.12
				m/w	N/A	N/A	N/A	N/A
				w/o	N/A	N/A	N/A	N/A
2.75	I	2016.28	47.16	m/o	N/A	N/A	N/A	N/A
				m/w	N/A	N/A	N/A	N/A
				w/o	N/A	N/A	N/A	N/A
2.93	I	2111.16	51.04	m/o	0.28	2464	1.67	0.08
				m/w	N/A	N/A	N/A	N/A
				w/o	N/A	N/A	N/A	N/A
2.99	I	2147.59	52.56	m/o	0.36	2802	1.85	0.18
				m/w	N/A	N/A	N/A	N/A
				w/o	N/A	N/A	N/A	N/A
3.05	III	2187.84	54.26	m/o	N/A	N/A	N/A	0.05
				m/w	0.05	3328	2.27	0.07
				w/o	0.31	2855	3.01	0.12
3.11	III	1899.00	79.06	m/o	N/A	N/A	N/A	0.01
				m/w	0.64	3364	1.99	0.10
				w/o	0.32	2567	3.08	0.10
3.30	III	1329.61	54.00	m/o	N/A	N/A	N/A	N/A
				m/w	0.34	4487	2.32	0.08
				w/o	N/A	N/A	N/A	N/A
3.48	III	946.11	37.52	m/o	N/A	N/A	N/A	N/A
				m/w	0.35	3466	2.91	0.18
				w/o	N/A	N/A	N/A	N/A
3.91	III	45.51	1.46	m/o	N/A	N/A	N/A	N/A
				m/w	0.35	5099	3.21	0.51
				w/o	N/A	N/A	N/A	N/A
4.28	II	35.92	1.13	m/o	N/A	N/A	N/A	N/A
				m/w	0.33	3106	2.20	0.35
				w/o	N/A	N/A	N/A	N/A

Table F-2 Data of electrical conductivity and interfacial tension for 3.74% SDS.

%NaCl	Type	Conductivity		density		aver. rpm	Drop size sdv	IFT mN/m
		Peak area	mS/cm	g/CC				
2.22	I	1198.21	48.31	m/o	0.35	2350	2.13	0.19
				m/w	N/A	N/A	N/A	N/A
				w/o	N/A	N/A	N/A	N/A
2.26	I	1420.87	57.97	m/o	0.35	1774	2.10	0.10
				m/w	N/A	N/A	N/A	N/A
				w/o	N/A	N/A	N/A	N/A
2.35	III	1191.84	48.04	m/o	N/A	N/A	N/A	0.19
				m/w	0.12	3533	1.38	0.04
				w/o	0.34	2747	2.16	0.23
2.44	III	868.29	34.23	m/o	N/A	N/A	N/A	0.01
				m/w	0.39	3791	1.07	0.01
				w/o	0.34	2735	1.85	0.02
2.57	II	31.79	0.99	m/o	N/A	N/A	N/A	N/A
				m/w	0.3031	2635	1.83	0.11
				w/o	N/A	N/A	N/A	N/A
3.14	II	27.17	0.84	m/o	N/A	N/A	N/A	N/A
				m/w	0.32	4001	1.60	0.20
				w/o	N/A	N/A	N/A	N/A

Table F-3 Data of electrical conductivity and interfacial tension for 4.27% SDS.

%NaCl	Type	Conductivity		density		aver.	Drop size	IFT
		Peak area	mS/cm	g/CC		rpm	sdv	mN/m
1.26	I	772.46	30.21	m/o	0.02	2895	1.62	0.01
				m/w	N/A	N/A	N/A	N/A
				w/o	N/A	N/A	N/A	N/A
1.57	I	796.13	31.20	m/o	0.16	2395	2.17	0.08
				m/w	N/A	N/A	N/A	N/A
				w/o	N/A	N/A	N/A	N/A
1.77	I	829.95	32.62	m/o	0.03	4188	1.53	0.03
				m/w	N/A	N/A	N/A	N/A
				w/o	N/A	N/A	N/A	N/A
1.95	I	1227.53	49.58	m/o	0.31	2397	1.00	0.02
				m/w	N/A	N/A	N/A	N/A
				w/o	N/A	N/A	N/A	N/A
2.02	I	980.10	38.96	m/o	N/A	N/A	N/A	0.01
				m/w	0.21	2563	0.60	0.00
				w/o	0.28	2120	0.94	0.01
2.14	III	879.57	34.71	m/o	N/A	N/A	N/A	0.01
				m/w	0.23	2546	0.61	0.00
				w/o	0.29	2112	0.94	0.01
2.21	III	849.22	33.43	m/o	N/A	N/A	N/A	0.00
				m/w	0.04	2778	1.37	0.01
				w/o	0.28	3258	0.69	0.01
2.33	II	789.81	30.32	m/o	N/A	N/A	N/A	0.01
				m/w	0.07	4147	1.65	0.05
				w/o	0.33	2892	1.42	0.05
2.52	II	148.54	5.18	m/o	N/A	N/A	N/A	N/A
				m/w	0.27	3419	1.38	0.08
				w/o	N/A	N/A	N/A	N/A
3.15	II	34.39	1.083	m/o	N/A	N/A	N/A	N/A
				m/w	0.30	3423	1.57	0.13
				w/o	N/A	N/A	N/A	N/A

Table F-4 Data of electrical conductivity and interfacial tension for 4.53% SDS.

%NaCl	Type	Conductivity		density		aver.	Drop size	IFT
		Peak area	mS/cm	g/CC		Rpm	sdv	mN/m
1.45	I	779.18	30.49	m/o	0.18	3197	2.27	0.22
				m/w	N/A	N/A	N/A	N/A
				w/o	N/A	N/A	N/A	N/A
1.52	I	828.55	32.56	m/o	0.16	2820	2.67	0.21
				m/w	N/A	N/A	N/A	N/A
				w/o	N/A	N/A	N/A	N/A
1.90	I	858.39	33.81	m/o	0.20	3216	1.97	0.15
				m/w	N/A	N/A	N/A	N/A
				w/o	N/A	N/A	N/A	N/A
2.02	I	1025	40.88	m/o	0.27	2973	1.59	0.09
				m/w	N/A	N/A	N/A	N/A
				w/o	N/A	N/A	N/A	N/A
2.15	III	1071.4	42.86	m/o	N/A	N/A	N/A	0.003
				m/w	0.17	2456	0.53	0.0004
				w/o	0.25	2438	1.04	0.0033
2.21	III	998.71	39.76	m/o	N/A	N/A	N/A	0.01
				m/w	0.23	2546	0.61	0.00
				w/o	0.29	2112	0.94	0.01
2.40	II	50.51	1.63	m/o	N/A	N/A	N/A	N/A
				m/w	0.29	2674	1.22	0.04
				w/o	N/A	N/A	N/A	N/A
2.53	II	44.22	1.42	m/o	N/A	N/A	N/A	N/A
				m/w	0.31	3173	1.63	0.12
				w/o	N/A	N/A	N/A	N/A
3.16	II	22.18	0.68	m/o	N/A	N/A	N/A	N/A
				m/w	0.42	2927	1.99	0.28
				w/o	N/A	N/A	N/A	N/A

APPENDIX G: EXPERIMENT DATA ON PHASE BEHAVIOR STUDY (ALCOHOL COSURFACTANT)

Sodium dodecyl sulfate	=	0.73% - 3.76%
Initial oil/water volume ratio	=	1/1
Weight ratio of SDS/Octanol	=	40/60
Temperature	=	25 °C
Electrolyte (NaCl)	=	0.13% – 2.43%
Density of octanol (C ₈ OH)	=	0.824 g/cc
Density of hexane	=	0.659 g/cc

Table G-1 Data of sample preparation for 0.73% SDS, NaCl scan.

Volume, mL					Weight, g						Wt%			Emulsion
SDS stock	NaCl stock	H ₂ O	C ₈ OH	Hexane	SDS	NaCl	H ₂ O	C ₈ OH	Hexane	H ₂ O+C ₆	SDS	SDS+C ₈ OH	NaCl	type
0.30	0.20	4.50	0.11	4.89	0.0597	0.050	5.00	0.0896	3.2234	8.2234	0.73	1.82	0.61	I
0.30	0.28	4.42	0.11	4.89	0.0597	0.070	5.00	0.0896	3.2234	8.2234	0.73	1.82	0.85	I
0.30	0.38	4.32	0.11	4.89	0.0597	0.095	5.00	0.0896	3.2234	8.2234	0.73	1.82	1.16	I
0.30	0.50	4.20	0.11	4.89	0.0597	0.125	5.00	0.0896	3.2234	8.2234	0.73	1.82	1.52	I
0.30	0.60	4.10	0.11	4.89	0.0597	0.150	5.00	0.0896	3.2234	8.2234	0.73	1.82	1.82	I
0.30	0.70	4.00	0.11	4.89	0.0597	0.175	5.00	0.0896	3.2234	8.2234	0.73	1.82	2.13	II
0.30	0.80	3.90	0.11	4.89	0.0597	0.200	5.00	0.0896	3.2234	8.2234	0.73	1.82	2.43	II

Table G-2 Data of sample preparation for 1.22% SDS, NaCl scan.

Volume, mL					Weight, g						Wt%			Emulsion
SDS stock	NaCl stock	H ₂ O	C ₈ OH	Hexane	SDS	NaCl	H ₂ O	C ₈ OH	Hexane	H ₂ O+C ₆	SDS	SDS+C ₈ OH	NaCl	type
0.50	0.12	4.38	0.18	4.82	0.0995	0.030	5.00	0.1493	3.1764	8.1764	1.22	3.04	0.37	I
0.50	0.20	4.30	0.18	4.82	0.0995	0.205	5.00	0.1493	3.1764	8.1764	1.22	3.04	0.61	I
0.50	0.24	4.26	0.18	4.82	0.0995	0.060	5.00	0.1493	3.1764	8.1764	1.22	3.04	0.73	I
0.50	0.26	4.24	0.18	4.82	0.0995	0.065	5.00	0.1493	3.1764	8.1764	1.22	3.04	0.79	I
0.50	0.28	4.22	0.18	4.82	0.0995	0.070	5.00	0.1493	3.1764	8.1764	1.22	3.04	0.86	I
0.50	0.29	4.21	0.18	4.82	0.0995	0.073	5.00	0.1493	3.1764	8.1764	1.22	3.04	0.89	I
0.50	0.30	4.20	0.18	4.82	0.0995	0.075	5.00	0.1493	3.1764	8.1764	1.22	3.04	0.92	III
0.50	0.31	4.19	0.18	4.82	0.0995	0.078	5.00	0.1493	3.1764	8.1764	1.22	3.04	0.95	III
0.50	0.32	4.18	0.18	4.82	0.0995	0.080	5.00	0.1493	3.1764	8.1764	1.22	3.04	0.98	III
0.50	0.32	4.18	0.18	4.82	0.0995	0.081	5.00	0.1493	3.1760	8.1764	1.22	3.04	0.99	III
0.50	0.34	4.16	0.18	4.82	0.0995	0.084	5.00	0.1493	3.1764	8.1764	1.22	3.04	1.03	II
0.50	0.34	4.16	0.18	4.82	0.0995	0.085	5.00	0.1493	3.1764	8.1764	1.22	3.04	1.04	II
0.50	0.36	4.14	0.18	4.82	0.0995	0.090	5.00	0.1493	3.1764	8.1764	1.22	3.04	1.100	II
0.50	0.40	4.10	0.18	4.82	0.0995	0.100	5.00	0.1493	3.1764	8.1764	1.22	3.04	1.22	II
0.50	0.44	4.06	0.18	4.82	0.0995	0.110	5.00	0.1493	3.1764	8.1764	1.22	3.04	1.35	II
0.50	0.50	4.00	0.18	4.82	0.0995	0.125	5.00	0.1493	3.1764	8.1764	1.22	3.04	1.53	II

Table G-3 Data of sample preparation for 1.84% SDS, NaCl scan.

Volume, mL					Weight, g						Wt%			Emulsion
SDS stock	NaCl stock	H ₂ O	C ₈ OH	Hexane	SDS	NaCl	H ₂ O	C ₈ OH	Hexane	H ₂ O+C ₆	SDS	SDS+C ₈ OH	NaCl	type
0.75	0.10	4.15	0.27	4.73	0.1493	0.025	5.00	0.2240	3.1159	8.1159	1.84	4.60	0.31	I
0.75	0.12	4.13	0.27	4.73	0.1493	0.030	5.00	0.2240	3.1159	8.1159	1.84	4.60	0.37	I
0.75	0.14	4.11	0.27	4.73	0.1493	0.035	5.00	0.2240	3.1159	8.1159	1.84	4.60	0.43	I
0.75	0.16	4.09	0.27	4.73	0.1493	0.040	5.00	0.2240	3.1159	8.1159	1.84	4.60	0.49	I
0.75	0.17	4.08	0.27	4.73	0.1493	0.043	5.00	0.2240	3.1159	8.1159	1.84	4.60	0.52	II
0.75	0.18	4.07	0.27	4.73	0.1493	0.044	5.00	0.2240	3.1159	8.1159	1.84	4.60	0.54	II
0.75	0.18	4.07	0.27	4.73	0.1493	0.045	5.00	0.2240	3.1159	8.1159	1.84	4.60	0.55	II
0.75	0.20	4.05	0.27	4.73	0.1493	0.050	5.00	0.2240	3.1159	8.1159	1.84	4.60	0.62	II
0.75	0.30	3.95	0.27	4.73	0.1493	0.075	5.00	0.2240	3.1159	8.1159	1.84	4.60	0.93	II

Table G-4 Data of sample preparation for 3.76% SDS, NaCl scan.

Volume, mL					Weight, g						Wt%			Emulsion
SDS stock	NaCl stock	H ₂ O	C ₈ OH	Hexane	SDS	NaCl	H ₂ O	C ₈ OH	Hexane	H ₂ O+C ₆	SDS	SDS+C ₈ OH	NaCl	type
1.50	0.04	3.46	0.54	4.46	0.2986	0.010	5.00	0.4479	2.9368	7.9368	3.76	9.40	0.13	I
1.50	0.04	3.46	0.54	4.46	0.2986	0.011	5.00	0.4479	2.9368	7.9368	3.76	9.40	0.14	I
1.50	0.05	3.45	0.54	4.46	0.2986	0.013	5.00	0.4479	2.9368	7.9368	3.76	9.40	0.16	I
1.50	0.06	3.44	0.54	4.46	0.2986	0.014	5.00	0.4479	2.9368	7.9368	3.76	9.40	0.17	IV
1.50	0.06	3.44	0.54	4.46	0.2986	0.015	5.00	0.4479	2.9368	7.9368	3.76	9.40	0.19	IV
1.50	0.06	3.44	0.54	4.46	0.2986	0.016	5.00	0.4479	2.9368	7.9368	3.76	9.40	0.20	IV
1.50	0.07	3.43	0.54	4.46	0.2986	0.017	5.00	0.4479	2.9368	7.9368	3.76	9.40	0.22	IV
1.50	0.08	3.42	0.54	4.46	0.2986	0.019	5.00	0.4479	2.9368	7.9368	3.76	9.40	0.24	IV
1.50	0.08	3.42	0.54	4.46	0.2986	0.020	5.00	0.4479	2.9368	7.9368	3.76	9.40	0.25	IV
1.50	0.10	3.40	0.54	4.46	0.2986	0.025	6.00	0.4479	2.9368	8.9368	3.76	8.35	0.28	IV

Figure G.1 shows the use of octanol cosurfactant instead of octanoic acid. The solutions were prepared the same way and conditions as for the octanoic acid system at 25°C. The progression of phase equilibria Winsor I- Winsor III- Winsor II occurs (less than 1.80%SDS) with increasing NaCl concentration. Winsor I-Winsor IV-Winsor II occurs at higher surfactant concentration (above 1.80%), but with decreasing electrolyte concentration. The phase behavior of microemulsion containing octanol system can be obtained at lower surfactant and salt concentrations. This is due to the difference of hydrophilic character between octanoic acid (HLB = 5.3) and octanol (HLB = 5.1). Octanoic acid exhibits marked strongly favorable solubility in aqueous. As octanoic acid used cosurfactant, the amounts of electrolyte necessary to balance hydrophilic and hydrophobic effect increase.

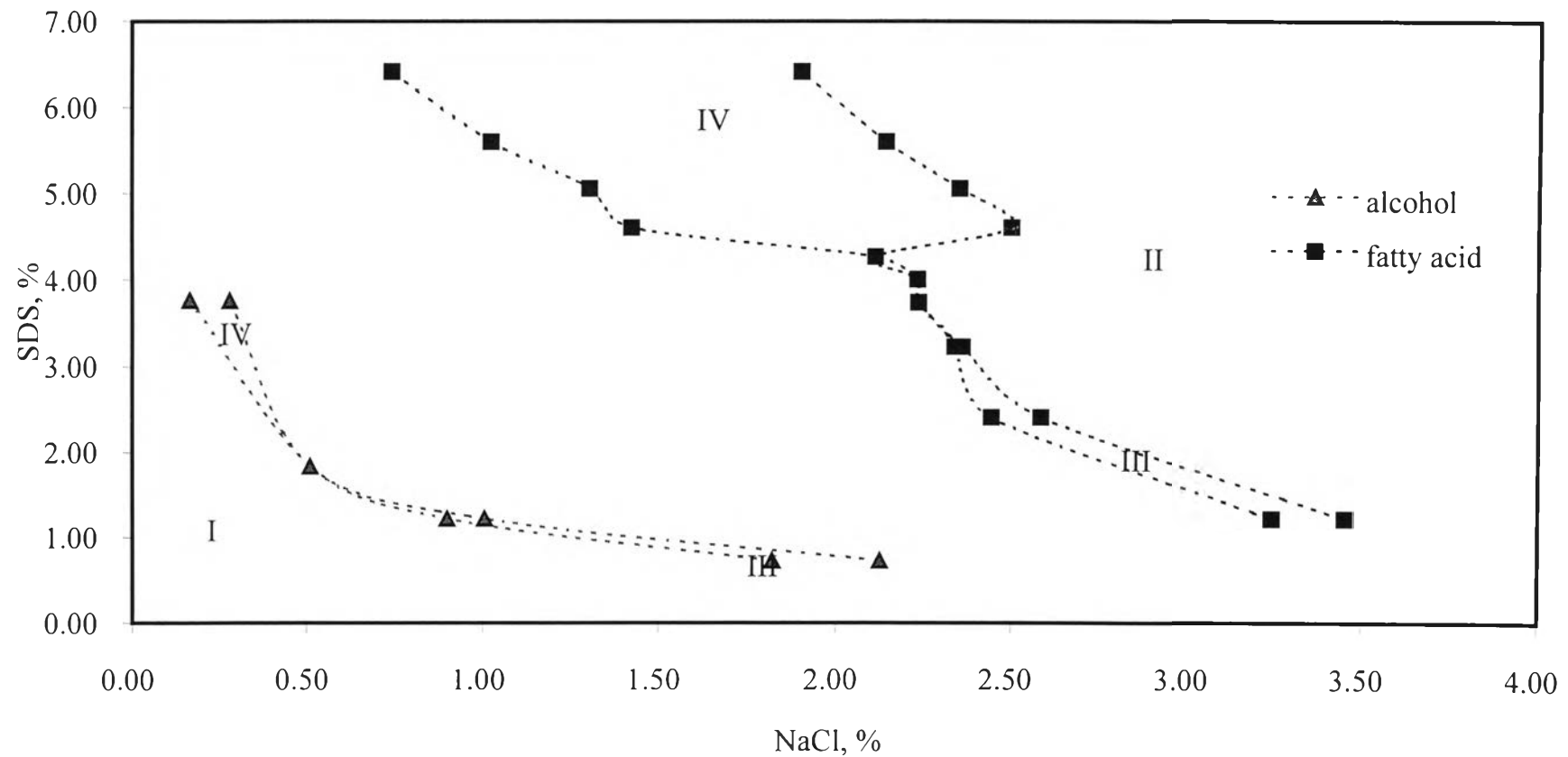


Figure G.1 Phase behavior of the microemulsion systems containing hexane, SDS, NaCl and octanoic acid, octanol cosurfactants. The microemulsion solutions were equilibrated for 2 weeks at 25 °C.

CURRICULUM VITAE

Name: Pongtai Wilaireungsuwan

Date of Birth: April 14, 1976

Nationality: Thai

University Education:

1994-1997 Bachelor's Degree of Science in Chemical Technology,
Chulalongkorn University