

**EVALUATION OF THE DEVELOPMENT PROJECT OF FAMILY  
HEALTH LEADERS : A CASE STUDY IN NA KAOW SIA SUB-  
DISTRICT NAYONG DISTRICT TRANG PROVINCE**

**Mrs. Arunee Thunthanavittaya**

**A Thesis Submitted in Partial Fulfillment of the Requirements  
for the Degree of Master of Public Health in Health Systems Development**

**College of Public Health  
Chulalongkorn University**

**Academic Year 2004**

**ISBN 974-9599-71-3**

**Copyright of Chulalongkorn University**

T 2180151A

Thesis Title : Evaluation of the Development Project of Family Health Leaders  
: A Case Study in Na Kaow Sia Sub-District Na Yong District  
Trang Province

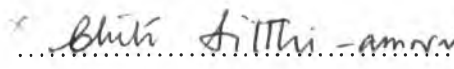
By : Mrs. Arunee Thantavittaya

Program : Health Systems Development


Thesis Advisor : Assistant Professor Nuntavarn Vichit-Vadakan, M.S., Dr.P.H.


---


Accepted by the College of Public Health, Chulalongkorn University, Bangkok  
Thailand in Partial Fulfillment of the Requirements for the Master's Degree

 ..... Dean of The College of Public Health  
(Professor Chitr Sitthi-Amorn, M.D., M.Sc., Ph.D.)

#### THESIS COMMITTEE

 ..... Chairman  
(Robert Sedgwick Chapman, M.D., M.P.H.)

 ..... Thesis Advisor  
(Assistant Professor Nuntavarn Vichit-Vadakan, M.S., Dr.P.H.)

 ..... Member  
(Terasak Makkun, M.P.A.)

PH: 012319 : MAJOR HEALTH SYSTEMS DEVELOPMENT PROGRAMME

KEY WORD : EVALUATION PROJECT/ FAMILY HEALTH LEADERS

ARUNEE THUNTHANAVITTAYA EVALUATION OF THE DEVELOPMENT PROJECT OF FAMILY HEALTH LEADERS : A CASE STUDY IN NAKAUNSEAI SUB-DISTRICT NARYOUNG DISTRICT TRANG PROVINCE. THESIS ADVISOR: ASSISTANT PROFESSOR NUNTAVERN VICHIT-VADAKAN, M.S., M.P.H., Dr.P.H. 189 pp. ISBN 974-9599-71-3

This study evaluated the Family Health Leaders project, in terms of, input, process, output and outcome. The main objective of this study was to evaluate the knowledge and behavior level of the family health leaders who played the main role in the Family Health Leader Project of Na Khao Sia Sub-district, Na Yong District, Trang Province. Both quantitative and qualitative data were collected. Then, all data were analyzed employing descriptive and inferential statistics using Statistical Package for the Social Science for Windows Program.

Results of the study indicated that the family health leaders had high level of knowledge on subjects dealing with AIDS, diarrhea, diabetes, hypertension, primary care for flu, pre-natal care, nutrition of children below 5 years old, consumers protection, and health insurance; medium level on subject of hemorrhagic fever; and low level, in terms of fundamental public health services, family planning and immunization. In addition, the family health leaders had high behavioral level, in terms of diarrhea, diabetes, hypertension, family planning, immunization, pre-natal care and health insurance, whereas, medium level in terms of hemorrhagic fever, primary care for flu and nutrition of children below 5 years old.

This study also examined the relationships between various personal factors (age, family income, education, gender, and occupation) and knowledge, as well as, behavior. The results indicated that family income was statistically associated with knowledge at p-value of 0.002, and age was statistically associated with behavior at p-value of 0.009. Additionally, educational and knowledge had a marginal relationship with a p-value of 0.06; while both education and family income also showed a marginal association with behavior with a p-value of 0.068 and 0.059, respectively.

Field of study Health Systems Development

Student's signature

Academic year 2004

Advisor's signature

*Arunee Thunthana*  
*Nuntavarn Vichit-Vadaka*

## ACKNOWLEDGEMENTS

This thesis could be completely achieved due to the assistance, advice and suggestion of Associate Professor Dr. Nuntavarn Vichit - Vadakan , The independent study advisor . Dr .Robert Sedwick Chapman., Dr. Suwajee Good and Dr. Chamroon Meekhanon, the thesis committee.

I also would like to thank Mr. Theerasak Makkun, the expert of promotion and development, the Public Health Office of Trang Province and also the thesis committee for his guidelines for this thesis including the convenience of study as the superior.

The Public Health College of Chulalongkorn University, Phraboromratchanok Institute, Ministry of Public Health and the Public Health Office of Trang Province for the establishment of Learning at the Work Place (LWP) Curriculum so that I had an opportunity to study this program.

Dr. Virat Kiatmeetha, Dr. Vithoon Luangdilok, Mr. Champen Charnchai and all personnel development officers, who provided convenience and kind assistance throughout the study.

Mrs. Thida Sankiatkul, the public health officer of public health center of Na Khao Sia Sub-district, all public health volunteers and villagers of Village Number 4, of Na Khao Sia Sub-district, Na Yong District, Trang Province for the co-operation and convenience of data collection.

All friends studying LWP Program for the willpower

Additionally, I would like to thank my parents and daughter for their willpower encouraging me to fight against all problems and obstacles. Moreover, I would like to thank my husband for all care and financial support so that I could be successfully graduated.

# TABLE OF CONTENTS

	<b>Page</b>
ABSTRACT .....	iii
ACKNOWLEDGEMENTS .....	iv
TABLE OF CONTENTS .....	v
LIST OF TABLES .....	vii
LIST OF FIGURES .....	ix
<b>CHAPTER I INTRODUCTION</b> .....	<b>1</b>
1.1 Background and Significance.....	1
1.2 Rationale.....	6
1.3 Objectives.....	8
1.4 Definition of Terms.....	9
<b>CHAPTER II REVIEW LITERATURE</b> .....	<b>10</b>
2.1 Theories and Concepts.....	10
2.2 Policy of Family Health Leader Development Project.....	22
2.3 Relevant Researches.....	32
2.4 Conceptual Framework.....	35
<b>CHAPTER III RESEARCH METHODOLOGY</b> .....	<b>38</b>
3.1 Evaluation Approach.....	38
3.2 Evaluation Methodology.....	42
3.3 Study Population.....	56
3.4 Sampling Technique .....	58
3.5 Quality Verifier of Instrument.....	59

<b>CHAPTER IV RESULTS</b> .....	61
4.1 Input.....	61
4.2 Process.....	74
4.3 Output.....	78
4.4 Outcome.....	115
<b>CHAPTER V CONCLUSION, DISCUSSION AND RECOMMENDATION</b> .....	143
5.1 Conclusion.....	143
5.2 Discussion.....	146
5.3 Recommendation.....	154
<b>REFERENCES</b> .....	159
<b>APPENDICES</b> .....	163
APPENDIX 1 Questionnaire for Sub-district Public Health Officers.....	164
APPENDIX 2 Interview Form for Public Health Volunteers.....	166
APPENDIX 3 Questionnaire for Family Health Leaders and Family Health Providers.....	169
APPENDIX 4 Knowledge Interview of Family Health Leaders.....	182
APPENDIX 5 Interview Form for Family Health Leaders Having Sick Family Members.....	183
APPENDIX 6 Behavioral Evaluation of Disease Prevention in Family.....	184
APPENDIX 7 Reliability Test for Questionnaires.....	187
<b>CURRICULUM VITAE</b> .....	189

## LIST OF TABLES

	<b>Page</b>
Table 1.1: Numbers and Percentage of Family Health Leaders by districts in Trang Province in 2002 .....	7
Table 3.1: Quantity of Households and Population of Na Khao Sia Sub-district, Na Yong District, Trang Province Based on Village Classification, 2003 .....	57
Table 4.1: General Information and Personal Characteristics of Village Public Health Volunteers .....	63
Table 4.2: General Information and Personal Characteristics of Sample Group .....	63
Table 4.3: Knowledge Level of Sample Group .....	79
Table 4.4: Knowledge of AIDS of Sample Group .....	80
Table 4.5: Knowledge of Hemorrhagic Fever of Sample Group .....	82
Table 4.6: Knowledge of Diarrhea of Sample Group .....	87
Table 4.7: Knowledge of Diabetes of Sample Group .....	91
Table 4.8: Knowledge of Hypertension of Sample Group .....	94
Table 4.9: Knowledge of Cold of Sample Group .....	98
Table 4.10: Knowledge of Family Planning of Sample Group .....	103
Table 4.11: Knowledge of Immunization of Sample Group .....	104
Table 4.12: Knowledge of Pre-Natal Care of Sample Group .....	106
Table 4.13: Knowledge of Nutrition of Sample Group .....	107
Table 4.14: Knowledge of Consumer Protection of Sample Group .....	109
Table 4.15: Knowledge of Health Insurance of Sample Group .....	110
Table 4.16: The Relationship Between Gender and Knowledge Level .....	111
Table 4.17: The Relationship Between Age and Knowledge Level .....	112

Table 4.18: Relationship of Personal Factor Between Marital Status and Knowledge Level.....	112
Table 4.19: The Relationship Between Occupation and Knowledge Level.....	113
Table 4.20: The Relationship Between Educational Level and Knowledge Level.....	113
Table 4.21: The Relationship of Personal Factor Between Income and Knowledge Level.....	114
Table 4.22: The Relationship of Personal Factor Between Quantity of Family Members and Knowledge Level.....	114
Table 4.23: Behavioral Level of Sample Group.....	116
Table 4.24: Behavior of Disease Prevention and Health Care of Individual and Family Levels.....	119
Table 4.25: Behavior of Disease Prevention and Health Care of Individual and Family Levels.....	123
Table 4.26: Behavior of Disease Prevention and Health Care of Individual and Family Levels.....	129
Table 4.27: Behavior of Disease Prevention and Health Care of Individual and Family Levels.....	131
Table 4.28: The Relationship Between Sex and Behavioral Level.....	137
Table 4.29: The Relationship Between Age and Behavioral Level.....	138
Table 4.30: The Relationship Between Marital Status and Behavioral Level.....	138
Table 4.31: The Relationship Between Occupation and Behavioral Level.....	139
Table 4.32: The Relationship Between Educational Level and Behavioral Level.....	140
Table 4.33: The Relationship Between Income and Behavioral Level.....	140
Table 4.34: The Relationship Between Quantity of Family Members and Behavioral Level.....	141
Table 4.35: The Relationship Between Knowledge Level and Behavioral Level.....	142



## LIST OF FIGURES

	<b>Page</b>
Figure 1.1: Flow Diagram Process of Family Health Leader Development Project.....	4
Figure 2.1: Sources and Methods of Knowledge Distribution to Family Health Leaders.....	27
Figure 2.2: Flowchart of Conceptual Framework of Evaluate Development Project.....	37
Figure 3.1: Flowchart of Evaluation Approach of Family Health Leader Development Project.....	41